

US00D690968S

(12) **United States Design Patent**
Hawkins

(10) **Patent No.:** **US D690,968 S**
(45) **Date of Patent:** **** Oct. 8, 2013**

- (54) **DISPLAY SHELF**
- (71) Applicant: **Target Brands, Inc.**, Minneapolis, MN (US)
- (72) Inventor: **Laura L. Hawkins**, Minneapolis, MN (US)
- (73) Assignee: **Target Brands, Inc.**, Minneapolis, MN (US)
- (**) Term: **14 Years**
- (21) Appl. No.: **29/454,128**
- (22) Filed: **May 7, 2013**

D321,101 S	10/1991	Zucker	
D325,137 S	4/1992	Porter	
D336,803 S	6/1993	Stoddard et al.	
5,322,024 A	6/1994	Avery et al.	
D365,229 S	12/1995	Story et al.	
D367,784 S	3/1996	Goetz	
5,542,554 A	8/1996	Resnick	
5,588,541 A	12/1996	Goetz	
D382,733 S	8/1997	Goetz	
D384,226 S	9/1997	Goetz	
D393,554 S	4/1998	Baluk et al.	
D409,868 S	5/1999	France	
D420,838 S *	2/2000	Riga	D6/478
D426,401 S	6/2000	Conway, Jr.	
D450,485 S	11/2001	Buchanan et al.	
D486,982 S	2/2004	Hessell	
D489,198 S	5/2004	Mason et al.	
7,249,746 B2	7/2007	Awalt	
D562,596 S *	2/2008	Maldonado	D6/478
D584,078 S *	1/2009	Weigand	D6/473
D607,232 S *	1/2010	Bojie	D6/449
D607,236 S	1/2010	Bojie	

Related U.S. Application Data

- (63) Continuation of application No. 29/420,360, filed on May 8, 2012, now Pat. No. Des. 685,206.
- (51) **LOC (9) Cl.** **06-06**
- (52) **U.S. Cl.**
USPC **D6/678.2**
- (58) **Field of Classification Search**
USPC D6/449-450, 475-476, 477-479, D6/491-492, 672-673, 676-676.1, 678.2, D6/681, 683-683.1; 211/134-135, 153, 211/186-188; 312/114, 116-118, 120, 126-130
See application file for complete search history.

References Cited

- (56) **References Cited**
U.S. PATENT DOCUMENTS
- 2,768,045 A 10/1956 Dietrich
- D230,331 S 2/1974 Snyder
- D239,902 S 5/1976 Goulder
- D255,627 S 7/1980 Newsom, Jr. et al.
- D257,101 S 9/1980 Peterson et al.
- 4,633,788 A 1/1987 Robertson
- D304,398 S 11/1989 Goetz

(Continued)

Primary Examiner — Kelley Donnelly

(74) *Attorney, Agent, or Firm* — Leanne Taveggia Farrell; Westman, Champlin & Koehler, P.A.

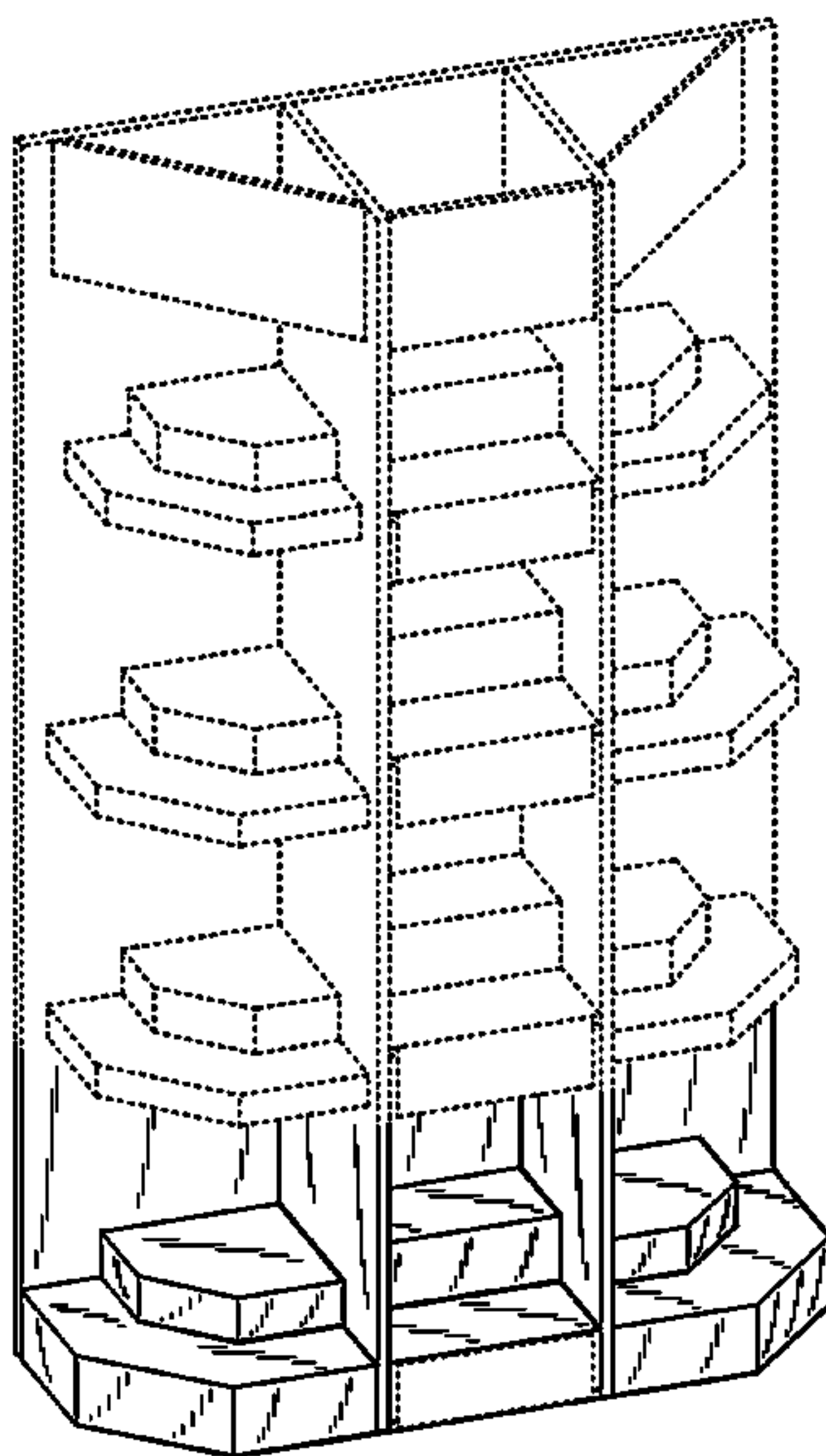
(57) **CLAIM**

The ornamental design for a display shelf, as shown and described.

DESCRIPTION

FIG. 1 is a perspective view of a display shelf;
 FIG. 2 is a front view thereof;
 FIG. 3 is a left side view thereof;
 FIG. 4 is a right side view thereof; and,
 FIG. 5 is a top view thereof.
 The broken lines shown in the drawings are included for purposes of illustrating portions of the display shelf and form no part of the claimed design.

1 Claim, 5 Drawing Sheets



US D690,968 S

Page 2

(56)

References Cited

U.S. PATENT DOCUMENTS
D607,669 S * 1/2010 Trinh et al. D6/477
D637,421 S * 5/2011 Theisen et al. D6/478
D685,206 S * 7/2013 Hawkins D6/675.1

2005/0173362 A1 8/2005 Squitieri et al.
2006/0261023 A1 11/2006 Goth
2007/0000857 A1 1/2007 Roth
2008/0110842 A1 5/2008 Duchatellier
2010/0181443 A1 7/2010 Bojie

* cited by examiner

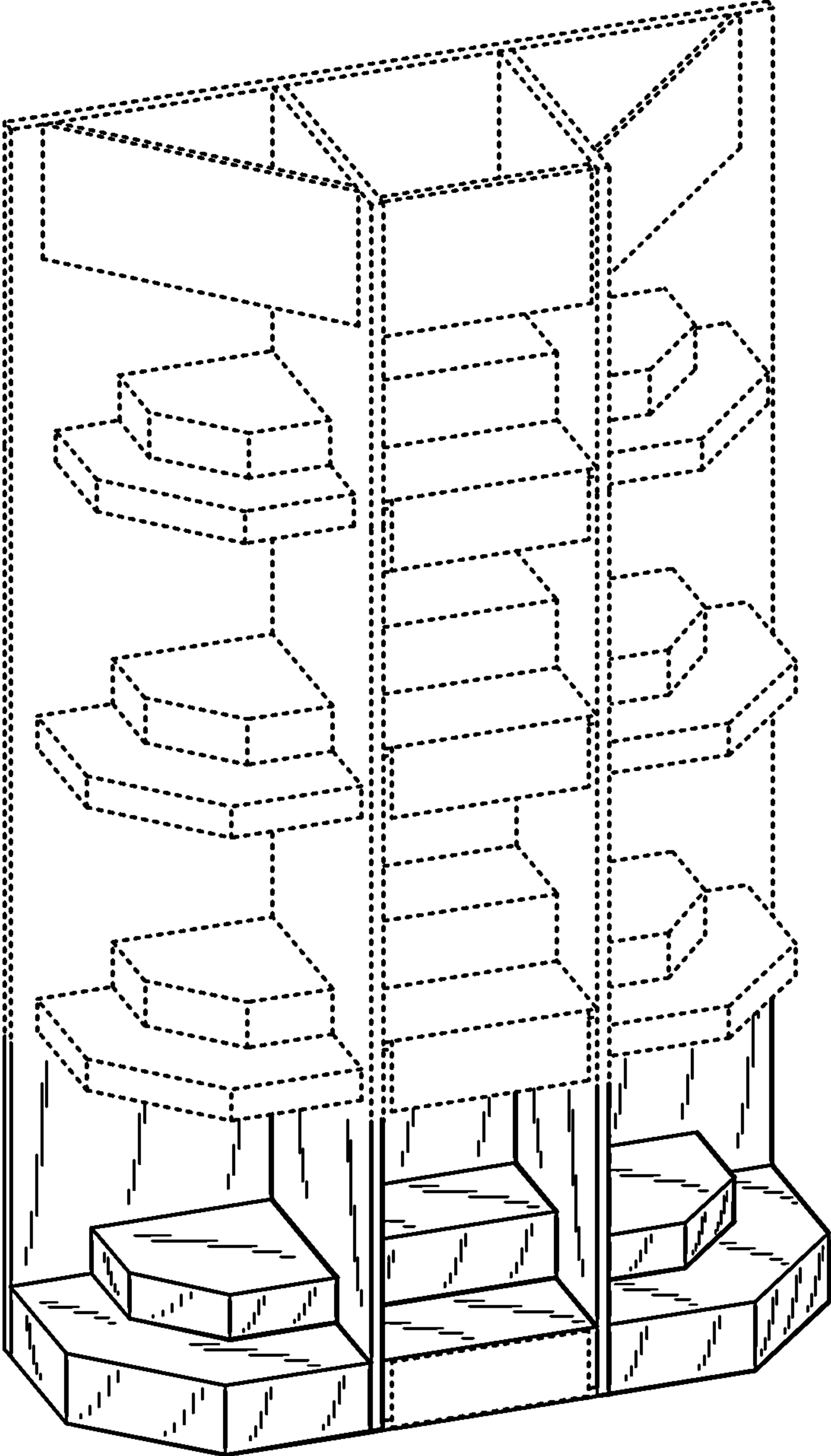


Fig. 1

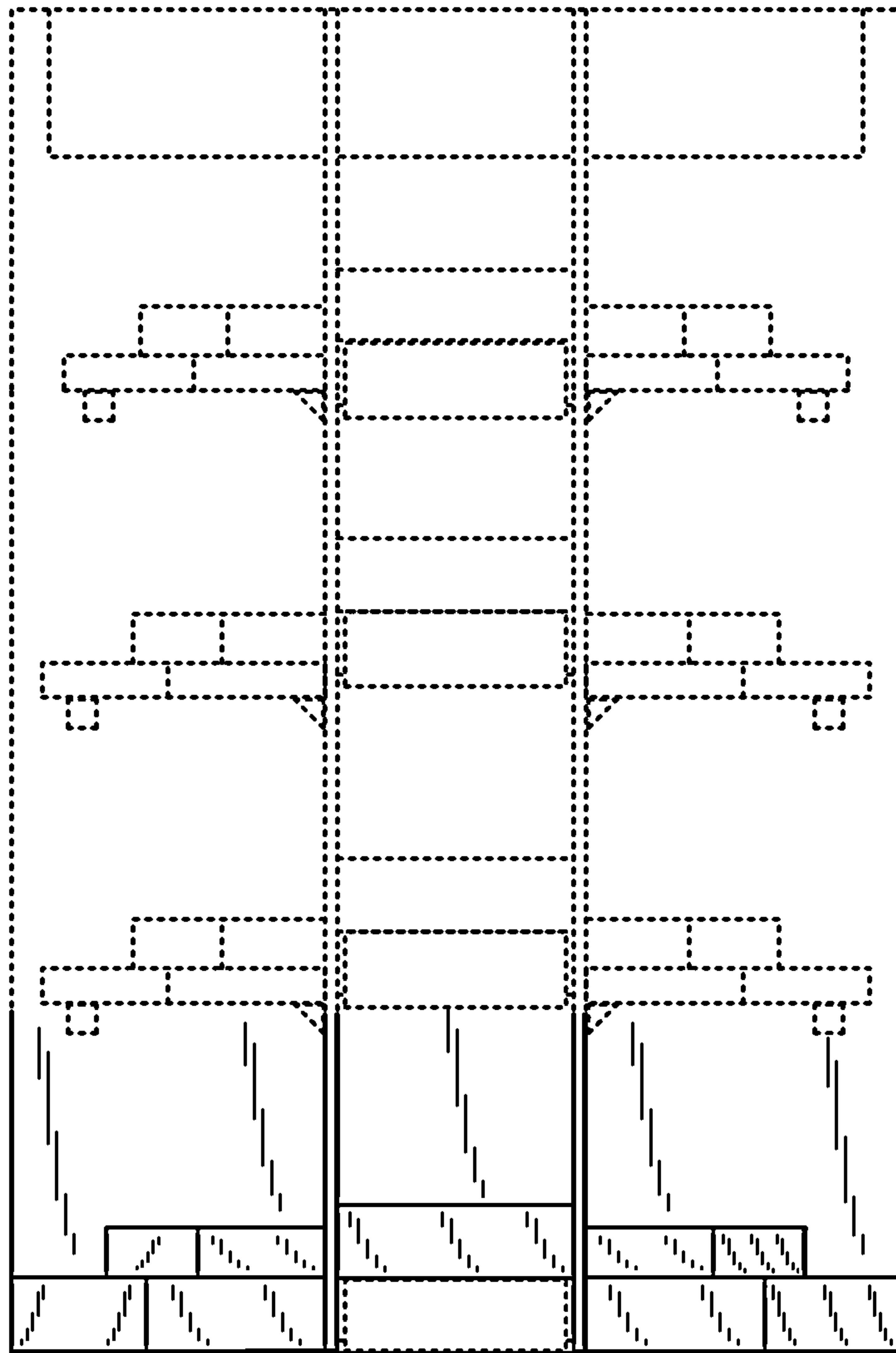


Fig. 2

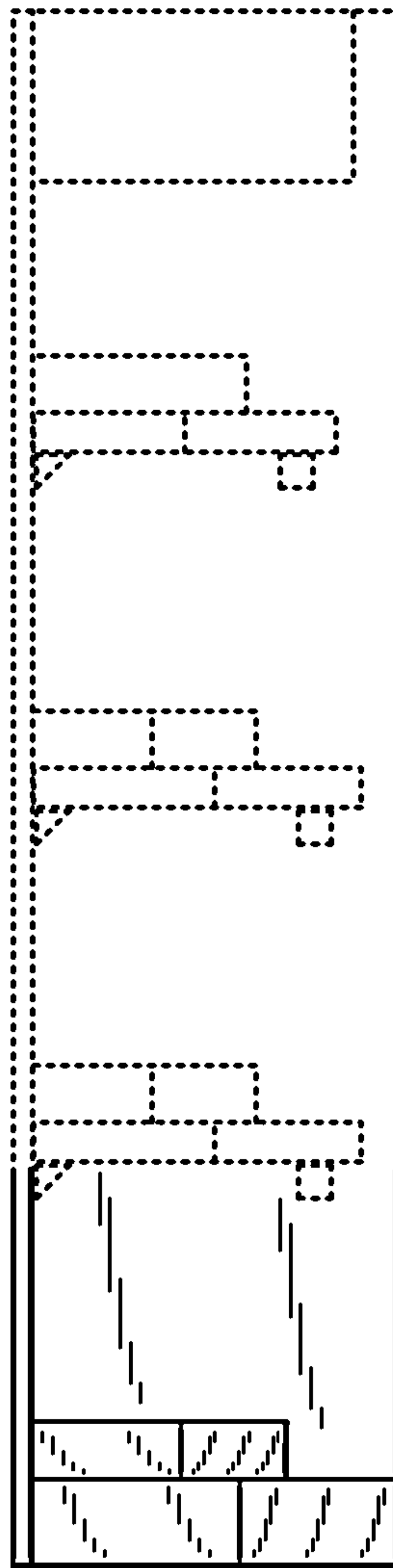


Fig. 3

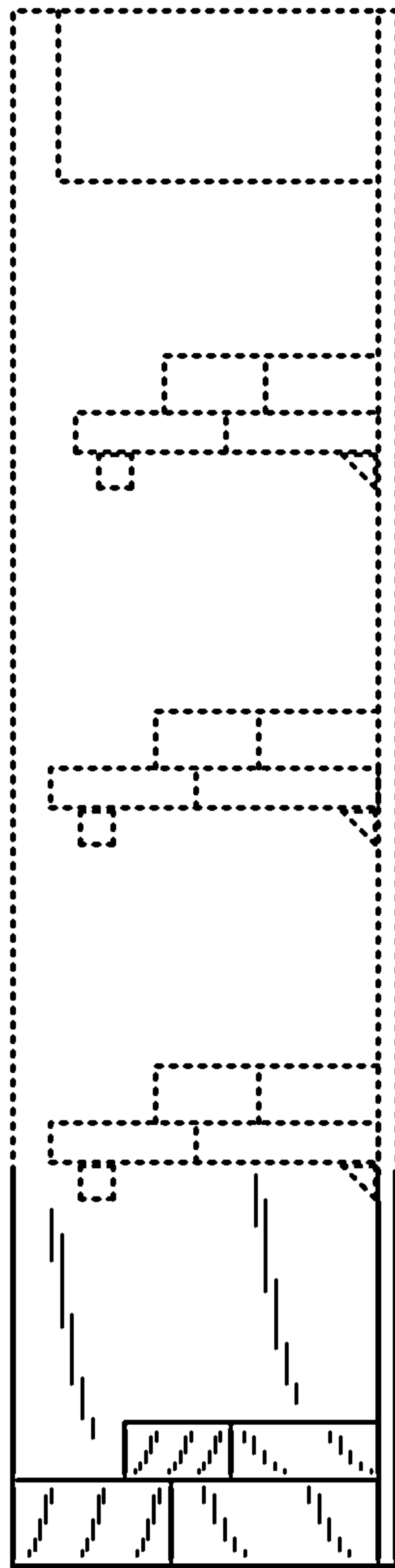


Fig. 4

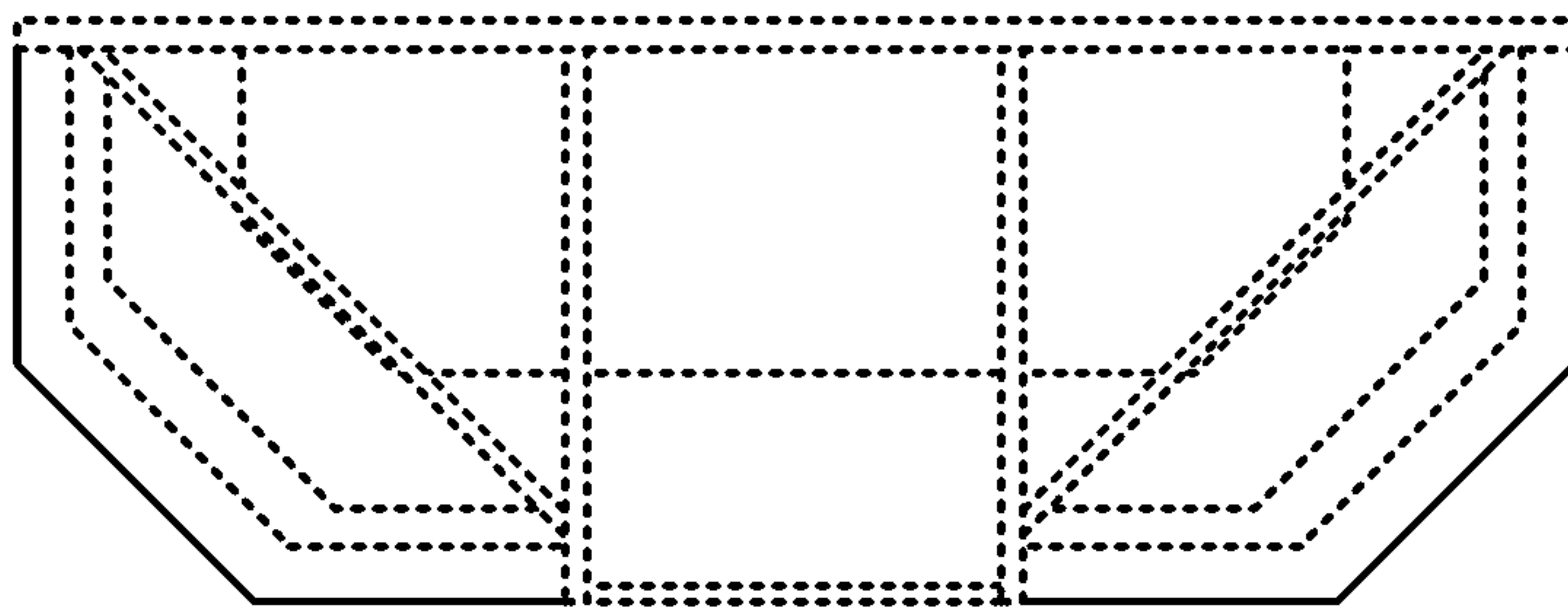


Fig. 5