



US00D690966S

(12) **United States Design Patent**  
**Goodman et al.**

(10) **Patent No.:** **US D690,966 S**

(45) **Date of Patent:** **\*\* Oct. 8, 2013**

(54) **CABINET SHELF**

(71) Applicant: **Spectrum Diversified Designs, Inc.**,  
Streetsboro, OH (US)

(72) Inventors: **Sheldon H. Goodman**, Solon, OH (US);  
**Phaysouk Xayoiphonh**, Akron, OH  
(US); **Jennifer Case**, Middleburg  
Heights, OH (US)

(73) Assignee: **Spectrum Diversified Designs, Inc.**,  
Streetsboro, OH (US)

(\*\*) Term: **14 Years**

(21) Appl. No.: **29/447,188**

(22) Filed: **Mar. 1, 2013**

(51) **LOC (9) Cl.** ..... **06-06**

(52) **U.S. Cl.**  
USPC ..... **D6/675.5**

(58) **Field of Classification Search**  
USPC ..... D6/334-335, 349, 396-397, 449,  
D6/455-456, 462, 475, 477, 509-511, 672,  
D6/675.5, 705; 108/50.11, 59, 91-93;  
211/13.1, 37-38, 85.3, 85.4, 30, 34, 42,  
211/49.1, 90.03, 106, 181.1; 248/441.1,  
248/465.1, 175, 124.1, 448

See application file for complete search history.

(56) **References Cited**

**U.S. PATENT DOCUMENTS**

D264,157 S \* 5/1982 Karsikas ..... D6/465  
D296,284 S \* 6/1988 Colby ..... D6/487

D338,576 S \* 8/1993 Livi ..... D6/484  
D405,627 S \* 2/1999 Salvucci ..... D6/465  
D457,752 S \* 5/2002 Wood et al. .... D6/462  
D511,916 S \* 11/2005 Shapiro ..... D6/511  
D548,494 S \* 8/2007 Mercs ..... D6/485  
D579,237 S \* 10/2008 Gusdorf ..... D6/462  
D587,492 S \* 3/2009 Gusdorf ..... D6/462  
D654,292 S \* 2/2012 Snider ..... D6/510  
D663,545 S \* 7/2012 Hundley ..... D6/396

\* cited by examiner

*Primary Examiner* — Kelley Donnelly

(74) *Attorney, Agent, or Firm* — Benesch Friedlander  
Coplan & Aronoff LLP

(57) **CLAIM**

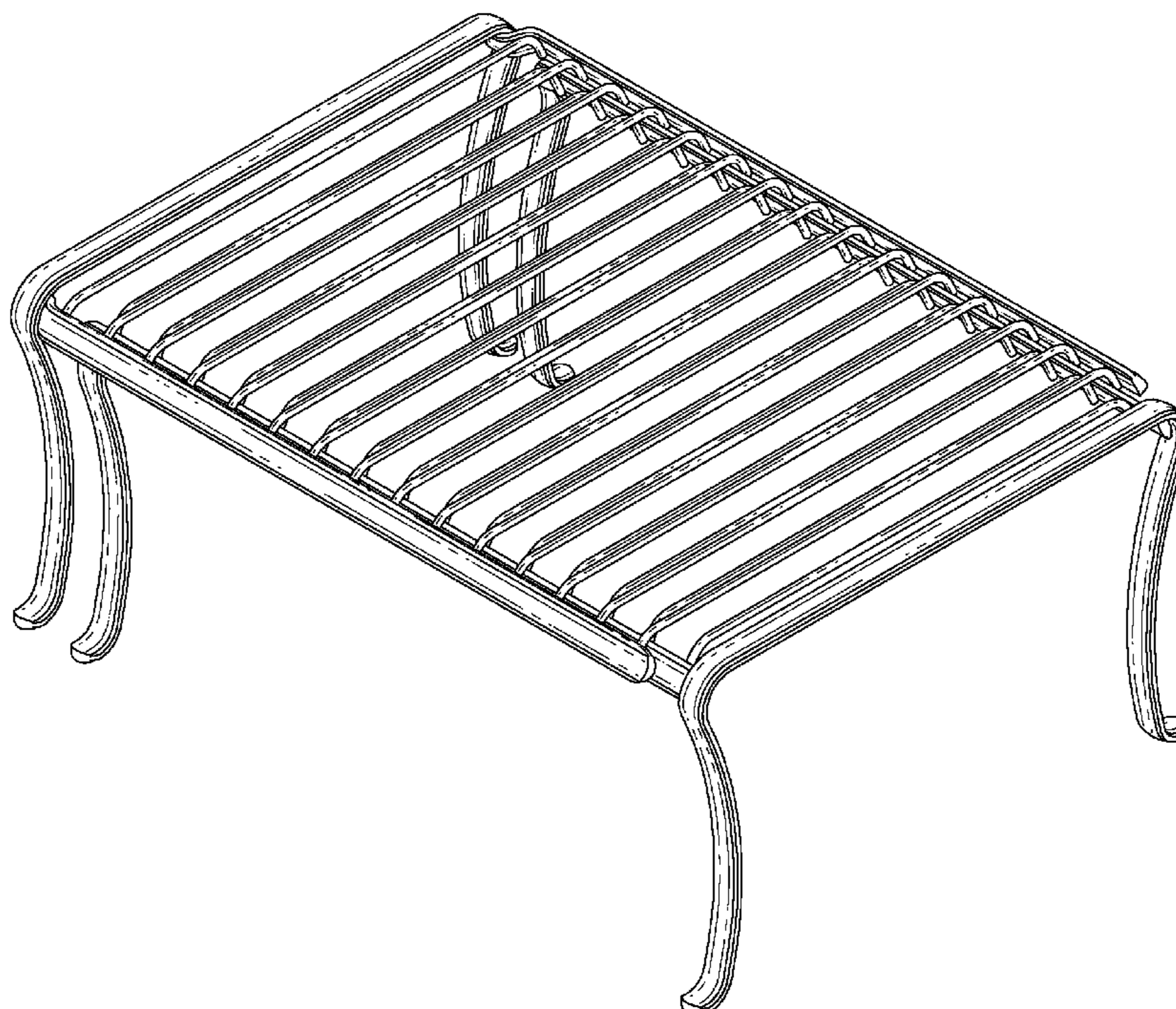
What is claimed is the ornamental design for a cabinet shelf,  
as shown and described.

**DESCRIPTION**

FIG. 1 is a perspective view of a first embodiment of a cabinet  
shelf showing a new design;  
FIG. 2 is a front view thereof;  
FIG. 3 is a cross-sectional view thereof taken along line 3-3 in  
FIG. 2;  
FIG. 4 is a side view thereof;  
FIG. 5 is a rear view thereof;  
FIG. 6 is a top view thereof;  
FIG. 7 is a bottom view thereof; and,  
FIG. 8 is a perspective view of a second embodiment of a  
cabinet shelf of FIG. 1.

The components of the display shown in broken lines illus-  
trate portions of the cabinet shelf which form no part of the  
claimed design. Further, the vertical and diagonal broken  
lines are not meant to be indicative of any specified colors.

**1 Claim, 4 Drawing Sheets**



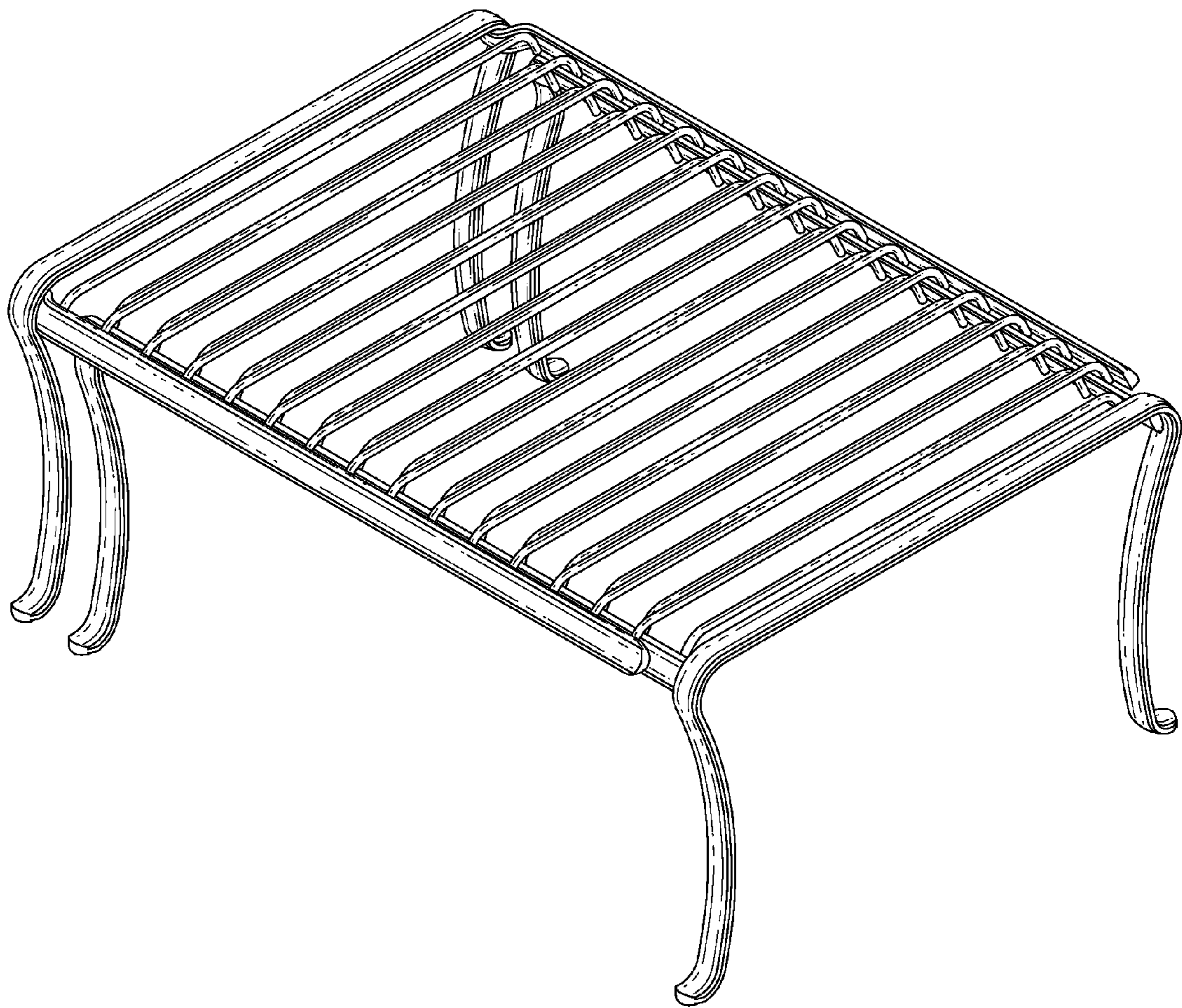


FIG 1



FIG 2

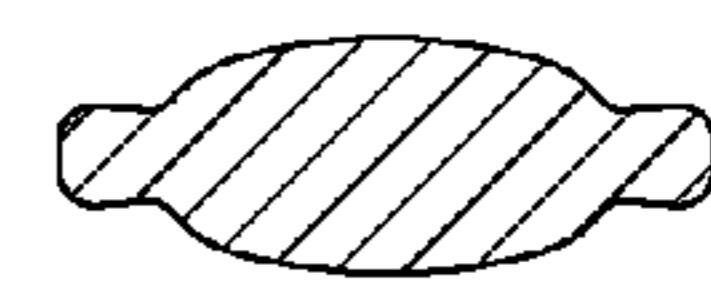


FIG 3



FIG 4



FIG 5



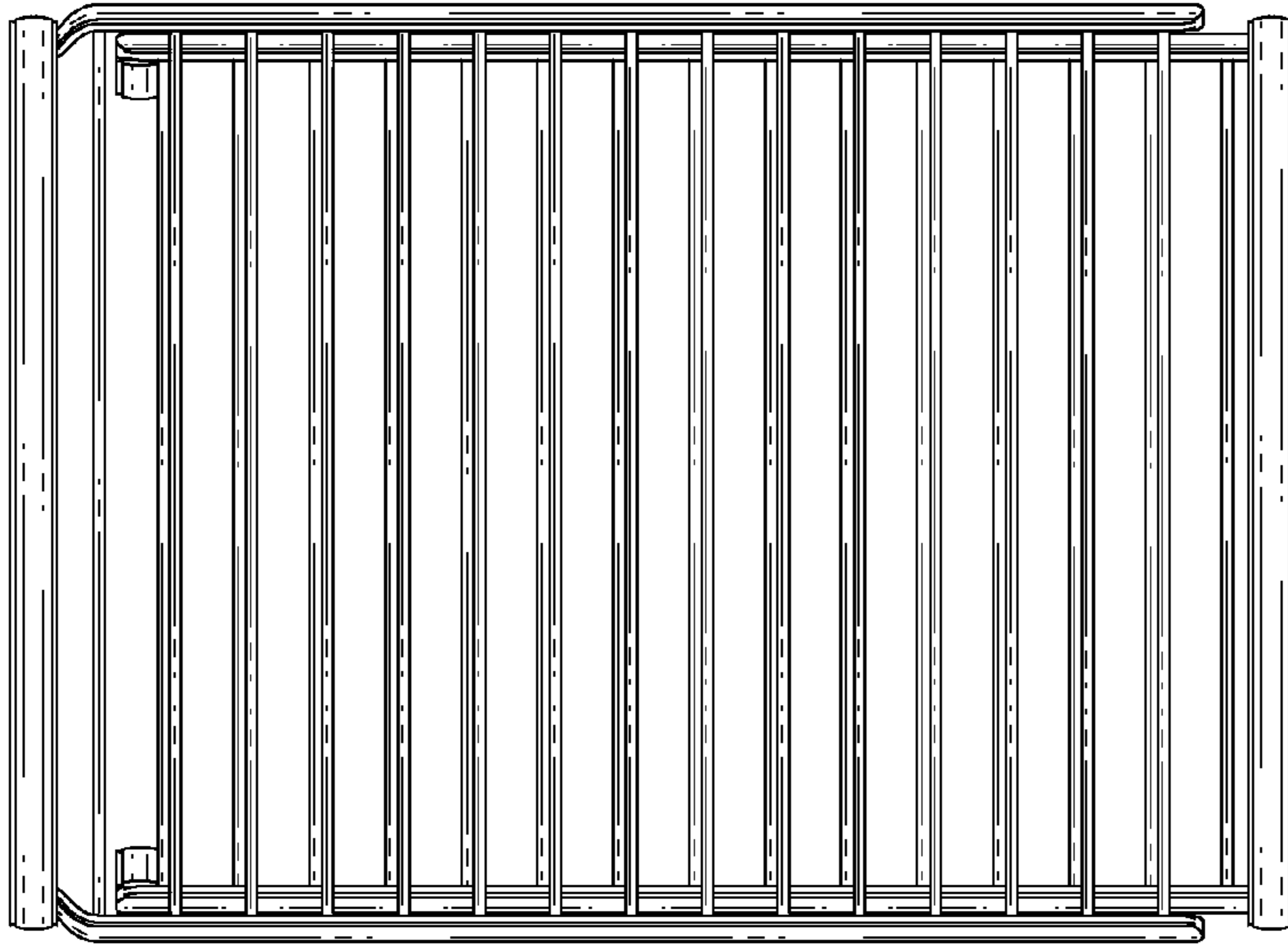


FIG 6

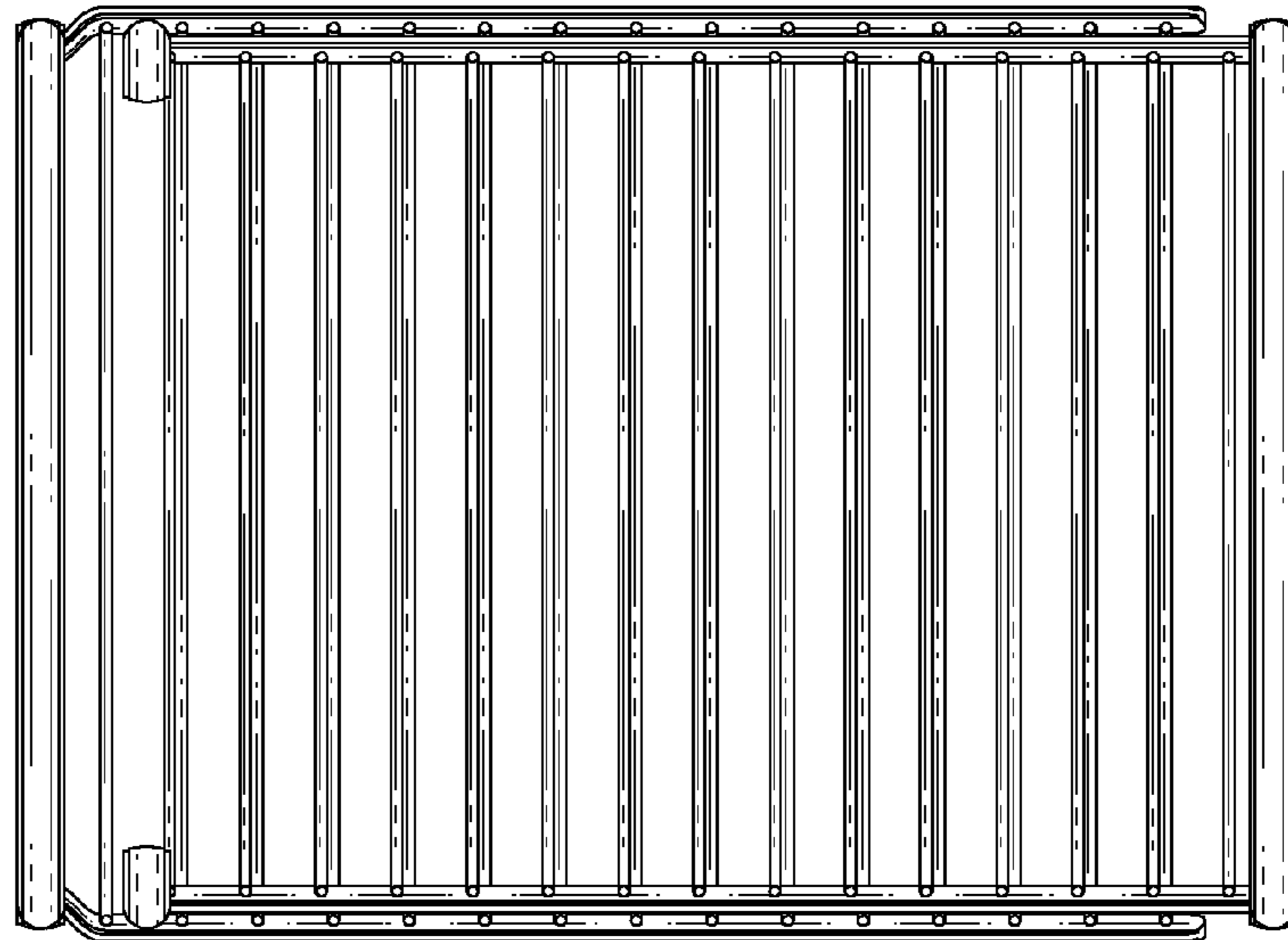


FIG 7

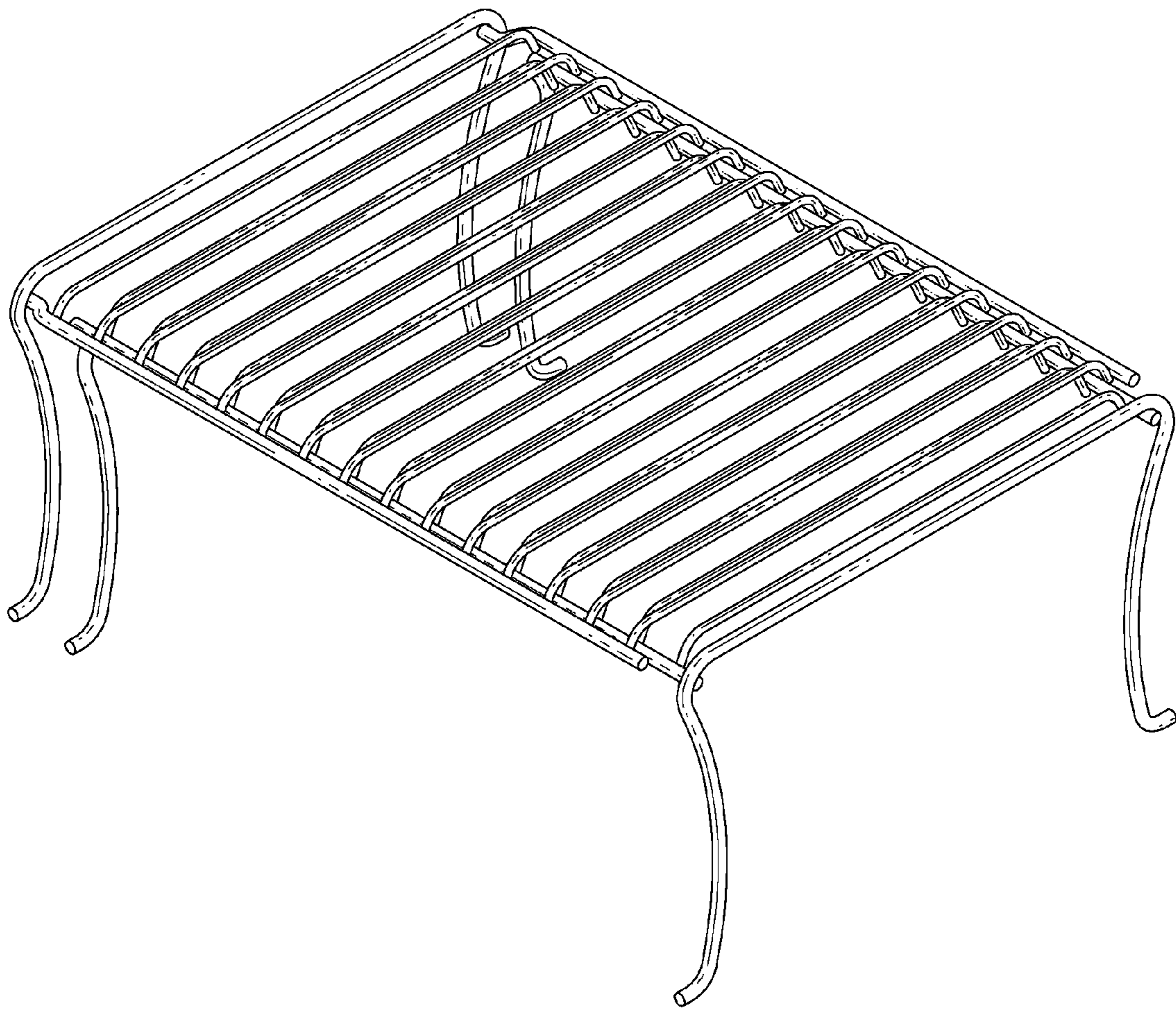


FIG 8