



US00D690959S

(12) **United States Design Patent**  
**Yang et al.**

(10) **Patent No.:** **US D690,959 S**

(45) **Date of Patent:** **\*\* Oct. 8, 2013**

(54) **PLUNGER AND HOUSING ASSEMBLY**

(56)

**References Cited**

(75) Inventors: **Frank Yang**, Rancho Palos Verdes, CA (US); **Tzu-Hao Wei**, Hacienda Heights, CA (US); **Myk Lum**, Irvine, CA (US); **Adam Wade**, Rancho Santa Margarita, CA (US)

U.S. PATENT DOCUMENTS

D383,935	S	*	9/1997	Zawalsky	.....	D6/524
D452,401	S	*	12/2001	Schmidt et al.	.....	D6/524
D464,515	S	*	10/2002	Katz et al.	.....	D6/551
6,647,567	B1	*	11/2003	Baldwin et al.	.....	4/255.11
D621,190	S	*	8/2010	Yoo et al.	.....	D6/524
D630,034	S	*	1/2011	Raven	.....	D6/524
D651,836	S	*	1/2012	Libman et al.	.....	D6/524

(73) Assignee: **Simplehuman LLC**, Torrance, CA (US)

\* cited by examiner

(\*\*) Term: **14 Years**

*Primary Examiner* — Brian N Vinson

(74) *Attorney, Agent, or Firm* — Liu & Liu

(21) Appl. No.: **29/415,442**

(57) **CLAIM**

The ornamental design for a plunger and housing assembly, as shown and described.

(22) Filed: **Mar. 9, 2012**

**DESCRIPTION**

(51) **LOC (9) Cl.** ..... **23-02**

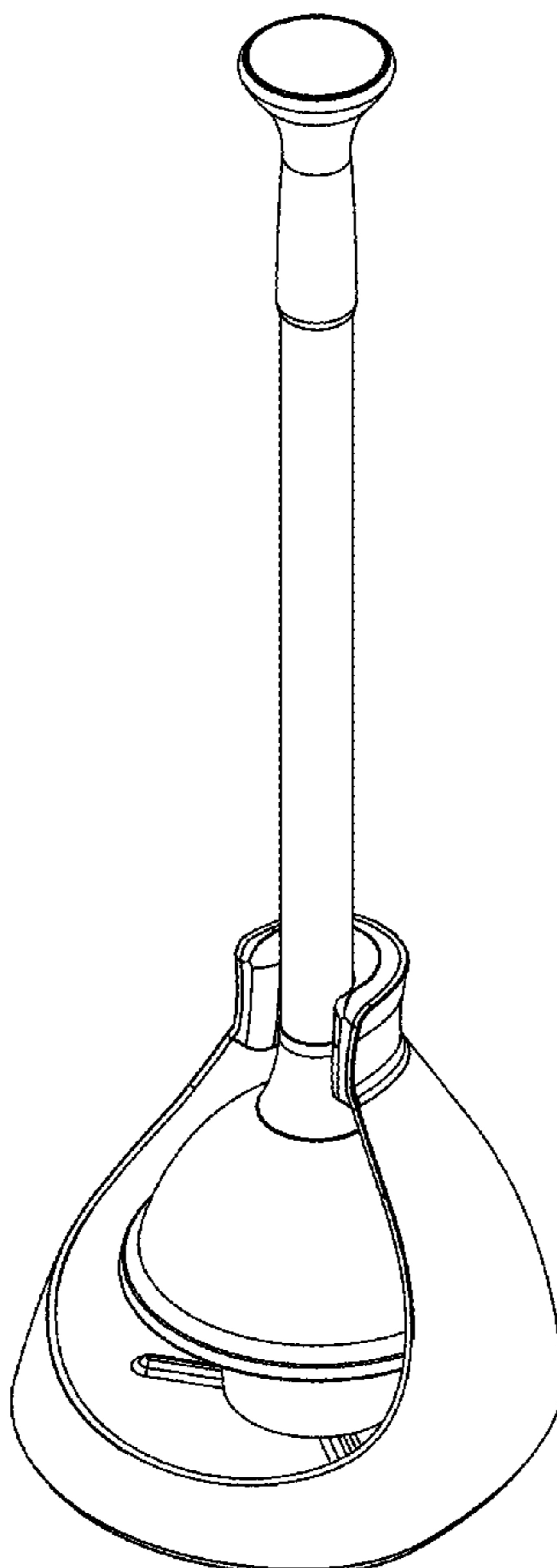
(52) **U.S. Cl.**  
USPC ..... **D6/524**

(58) **Field of Classification Search**  
USPC ..... D6/524, 525, 551; 206/207, 349,  
206/361; 312/206, 207; 4/255.05, 255.11

FIG. 1 is a front perspective view of the plunger and housing assembly showing our new design;  
FIG. 2 is a front view thereof;  
FIG. 3 is a rear view thereof;  
FIG. 4 is a right side view thereof (the left side view is a mirror image thereof);  
FIG. 5 is a top plan view thereof; and,  
FIG. 6 is a bottom plan view thereof.

See application file for complete search history.

**1 Claim, 6 Drawing Sheets**



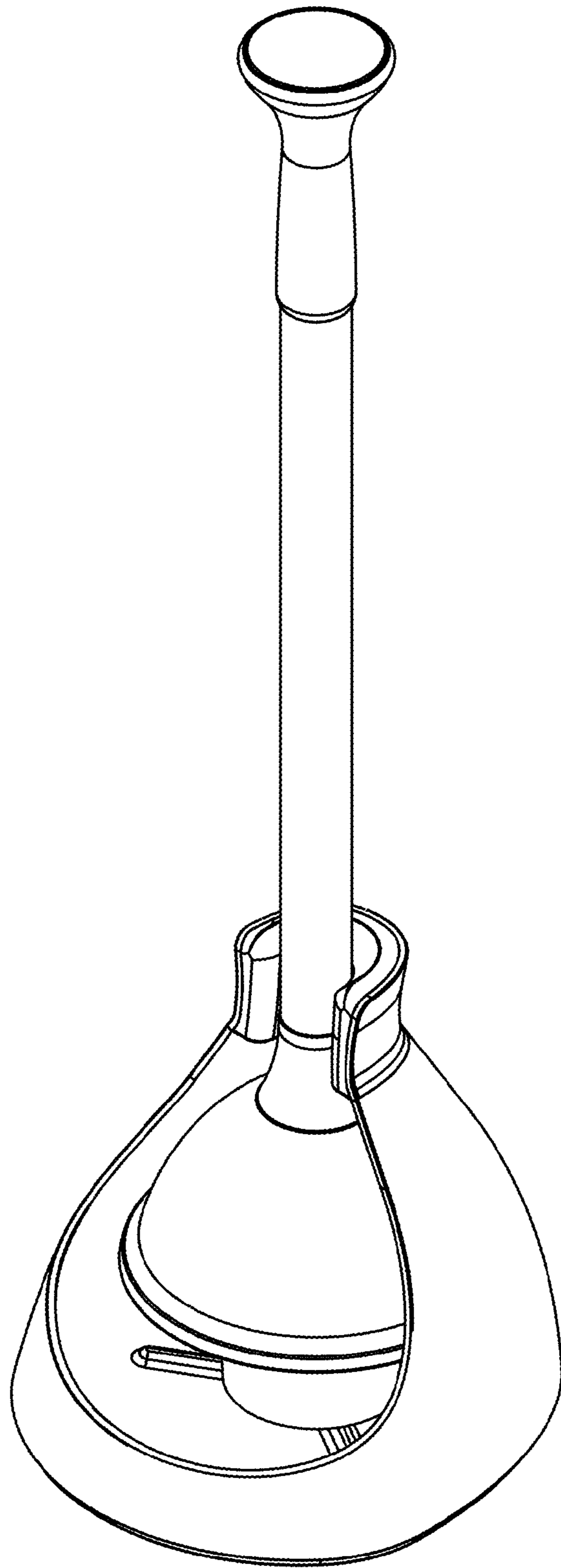


FIG. 1

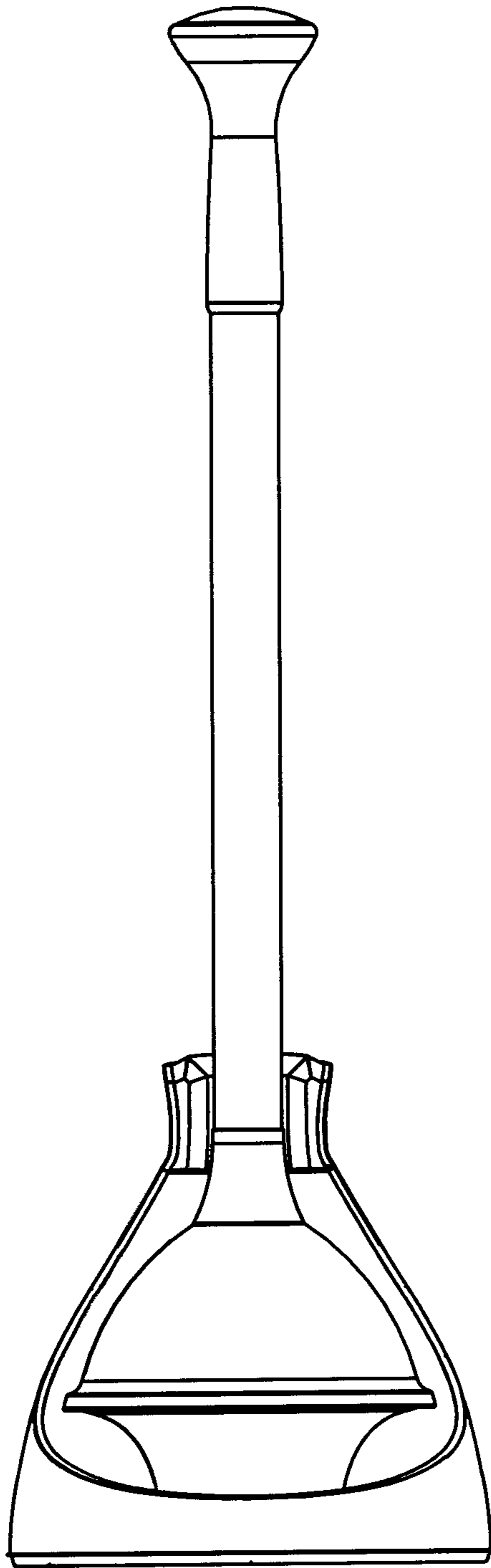


FIG. 2

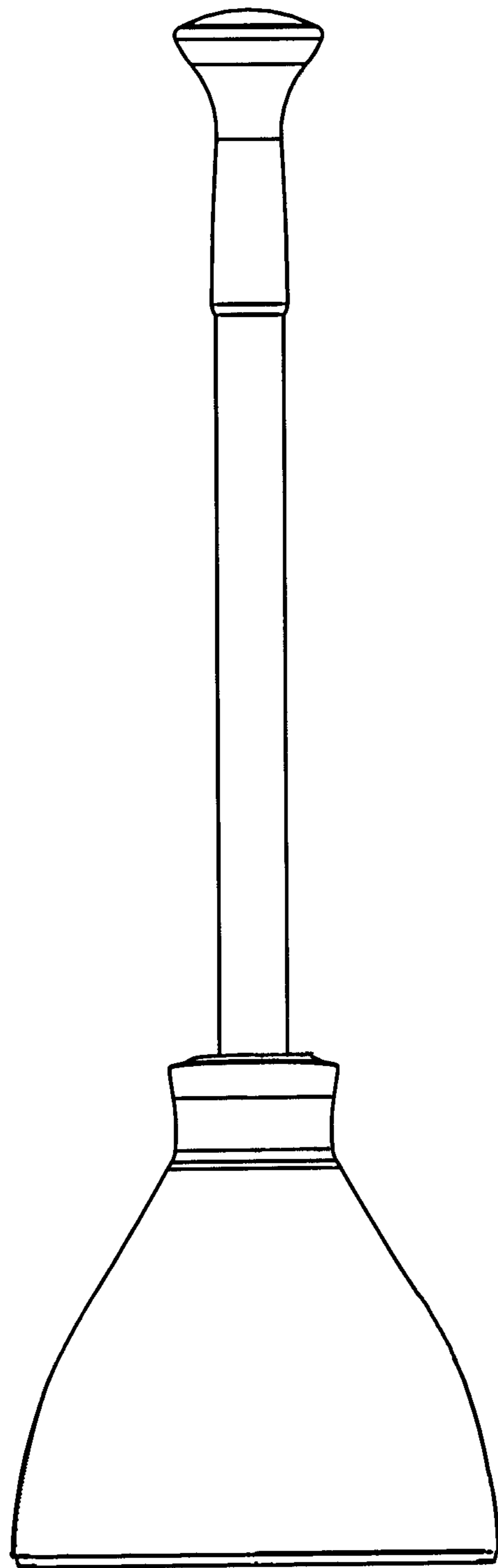


FIG. 3




FIG. 4

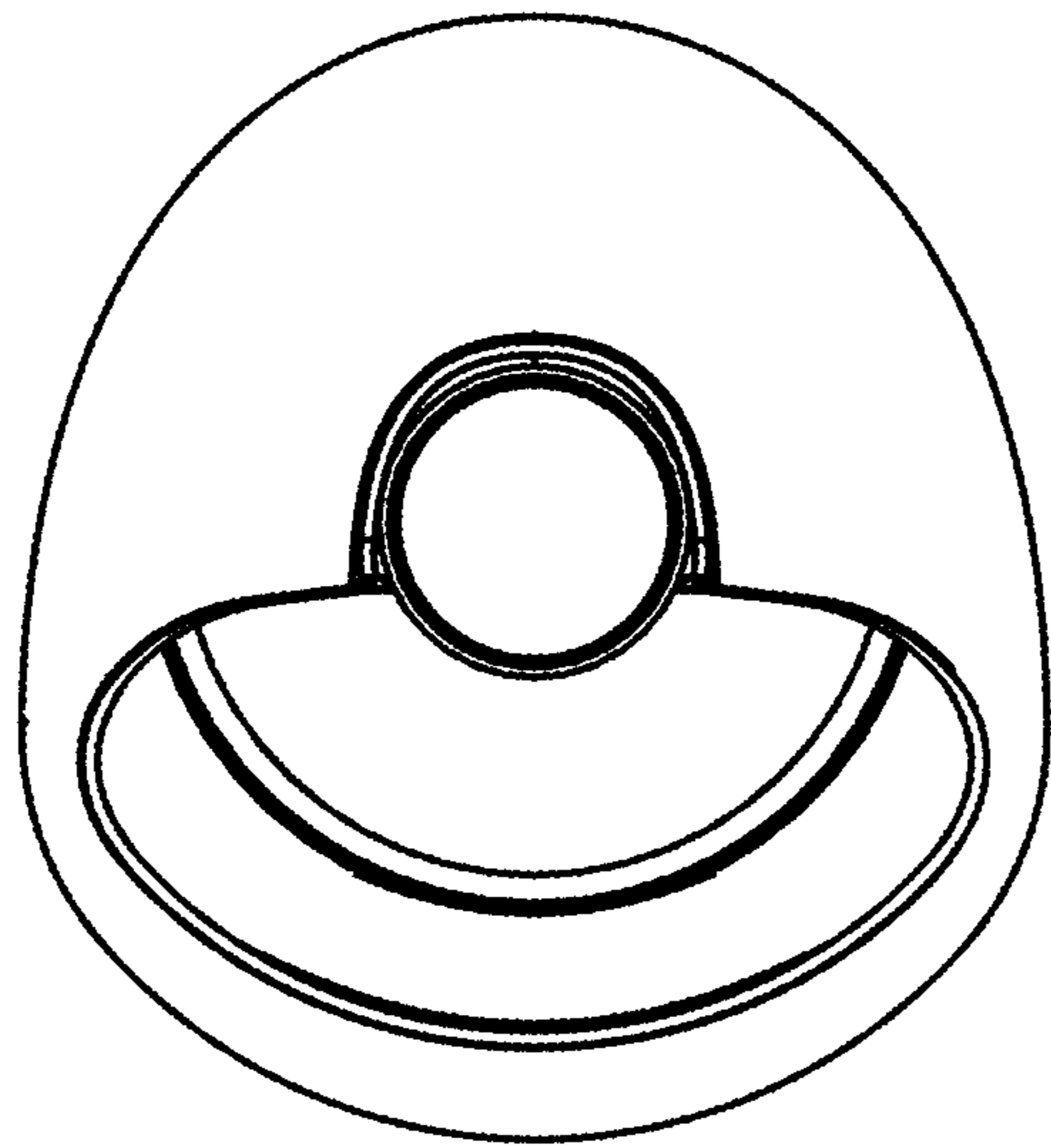



FIG. 5



**FIG. 6**