



US00D690933S

(12) **United States Design Patent**
Robinson et al.

(10) **Patent No.:** **US D690,933 S**
(45) **Date of Patent:** **** Oct. 8, 2013**

(54) **TOOL CASE**

(75) Inventors: **Glenn Robinson**, Parkland, FL (US);
Allan Ospina, Hallandale Beach, FL (US)

(73) Assignee: **IBT Holdings, LLC**, Deerfield Beach, FL (US)

(**) Term: **14 Years**

(21) Appl. No.: **29/421,545**

(22) Filed: **Aug. 14, 2012**

(51) **LOC (9) Cl.** **03-01**

(52) **U.S. Cl.**
USPC **D3/294**

(58) **Field of Classification Search**
USPC D3/234, 255, 271.9, 320, 256, 262,
D3/279, 299, 301, 303, 318, 319, 273, 289,
D3/292, 294-296, 232, 244; D9/424, 420;
D27/189; 206/349; 220/833; 312/902;
190/100

See application file for complete search history.

(56) **References Cited**

U.S. PATENT DOCUMENTS

D328,818 S * 8/1992 Hanna et al. D3/281
D367,360 S * 2/1996 Wolff D3/323

D373,901 S * 9/1996 Bergstedt D3/294
D394,952 S * 6/1998 Wei D3/273
5,826,718 A * 10/1998 Ahern et al. 206/372
D404,916 S * 2/1999 Dickinson et al. D3/281
D437,484 S * 2/2001 Tiramani et al. D3/279
D466,296 S * 12/2002 Hellenberg-Hubar D3/295
D538,032 S * 3/2007 Rosen et al. D3/206
D579,201 S * 10/2008 Galli D3/273
D635,366 S * 4/2011 Luburic D3/318
D651,804 S * 1/2012 Chen et al. D3/318
D682,047 S * 5/2013 Myoung D7/629

* cited by examiner

Primary Examiner — Sandra Snapp

(74) *Attorney, Agent, or Firm* — Dan M. DeLaRosa

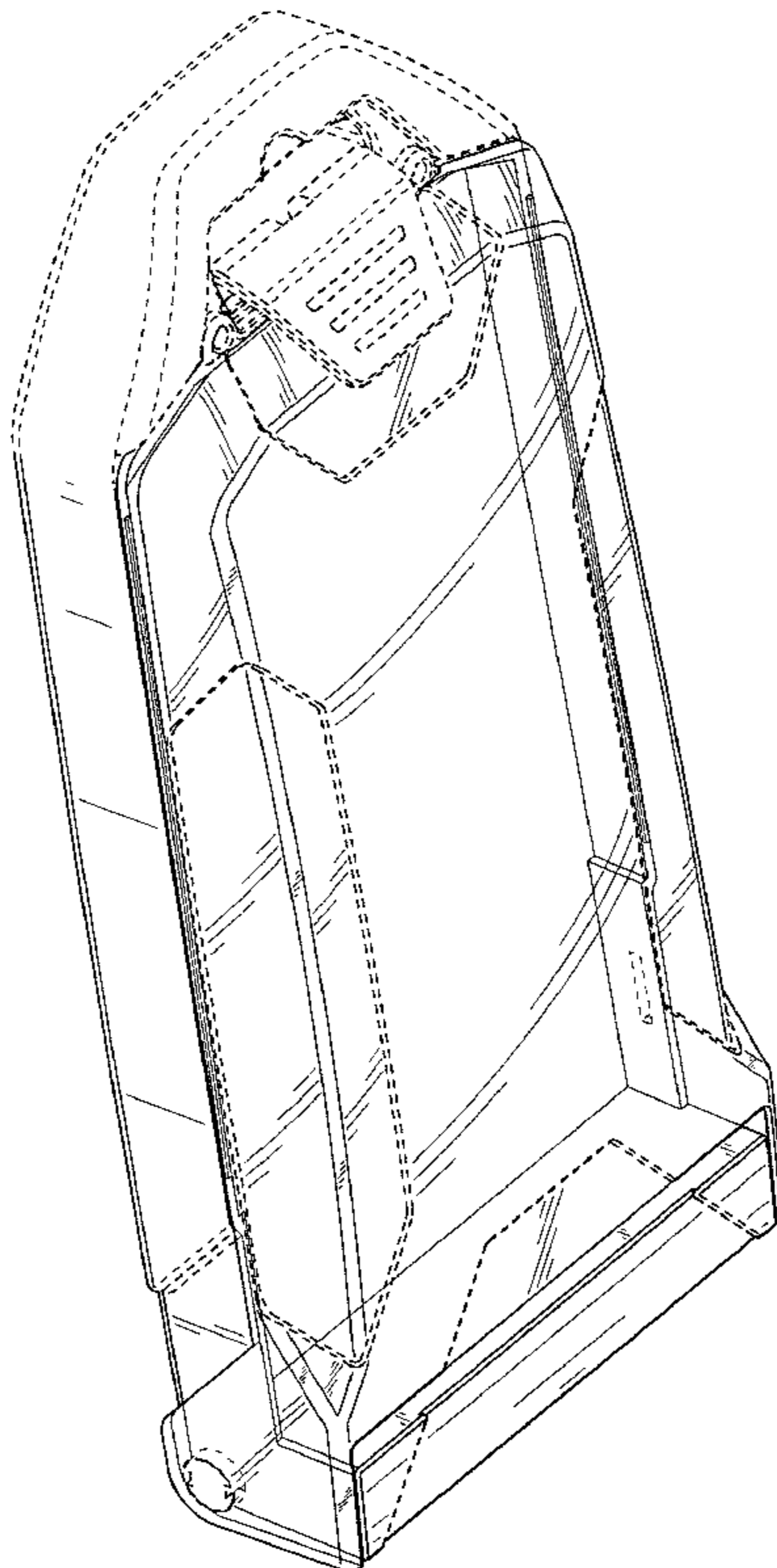
(57) **CLAIM**

The ornamental design for a tool case, as shown and described.

DESCRIPTION

FIG. 1 is a front perspective view of the tool case of the present invention showing my new design; FIG. 2 is a front side elevational view thereof; FIG. 3 is a back side elevational view thereof; FIG. 4 is a side elevational view thereof; FIG. 5 is another side elevational view thereof; FIG. 6 is a top plan view thereof; and, FIG. 7 is a bottom plan view thereof.

1 Claim, 5 Drawing Sheets



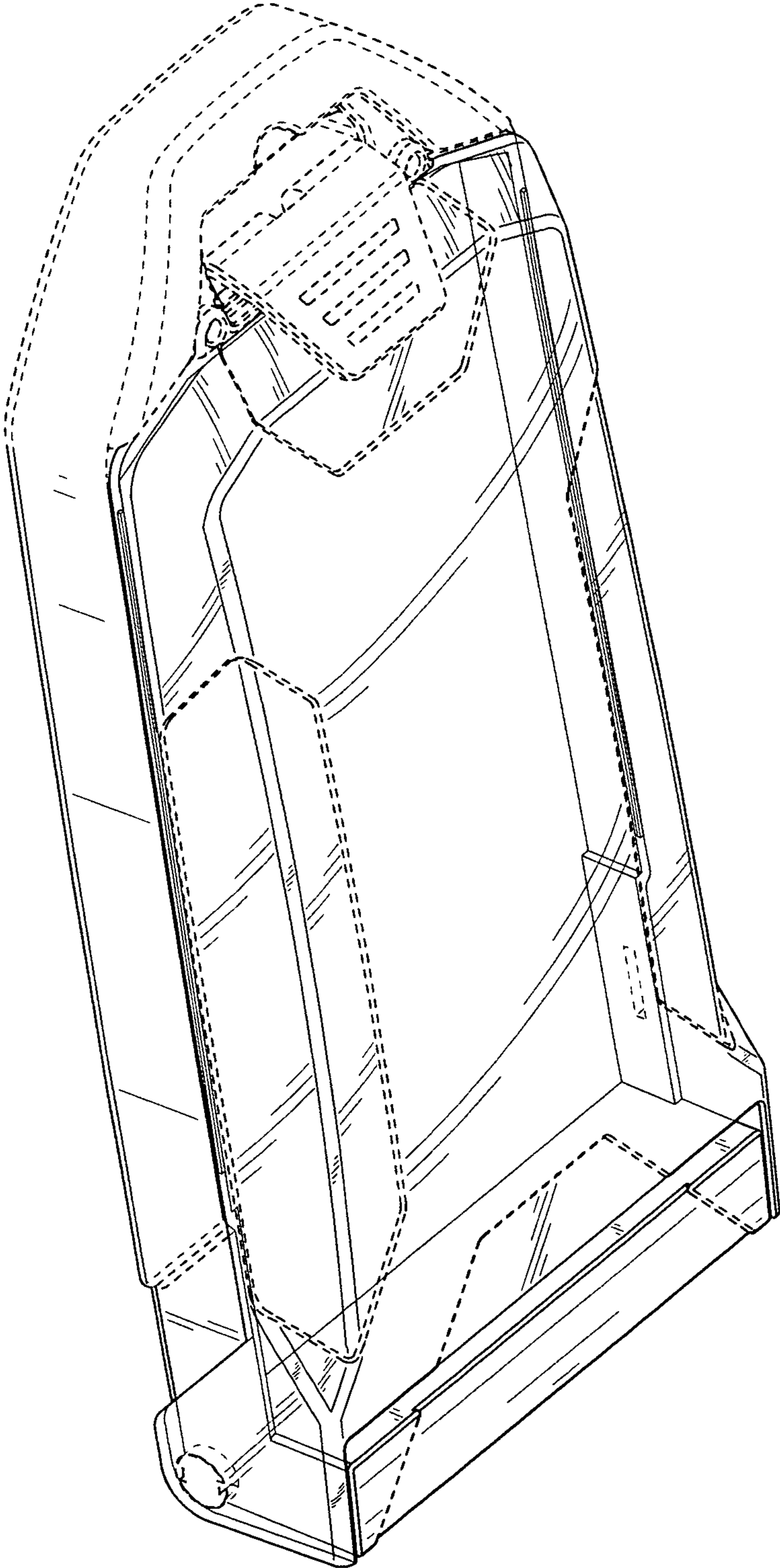


FIG. 1

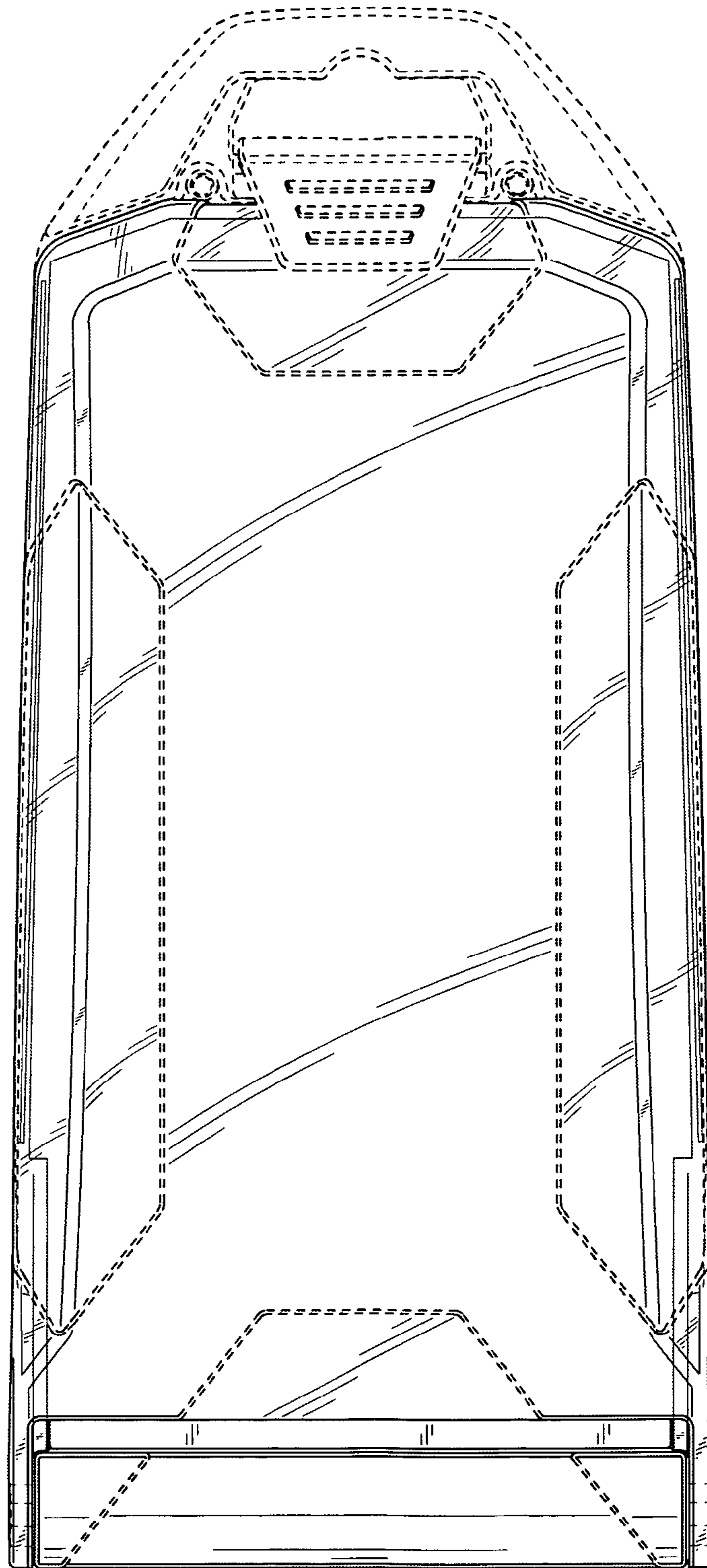


FIG. 2

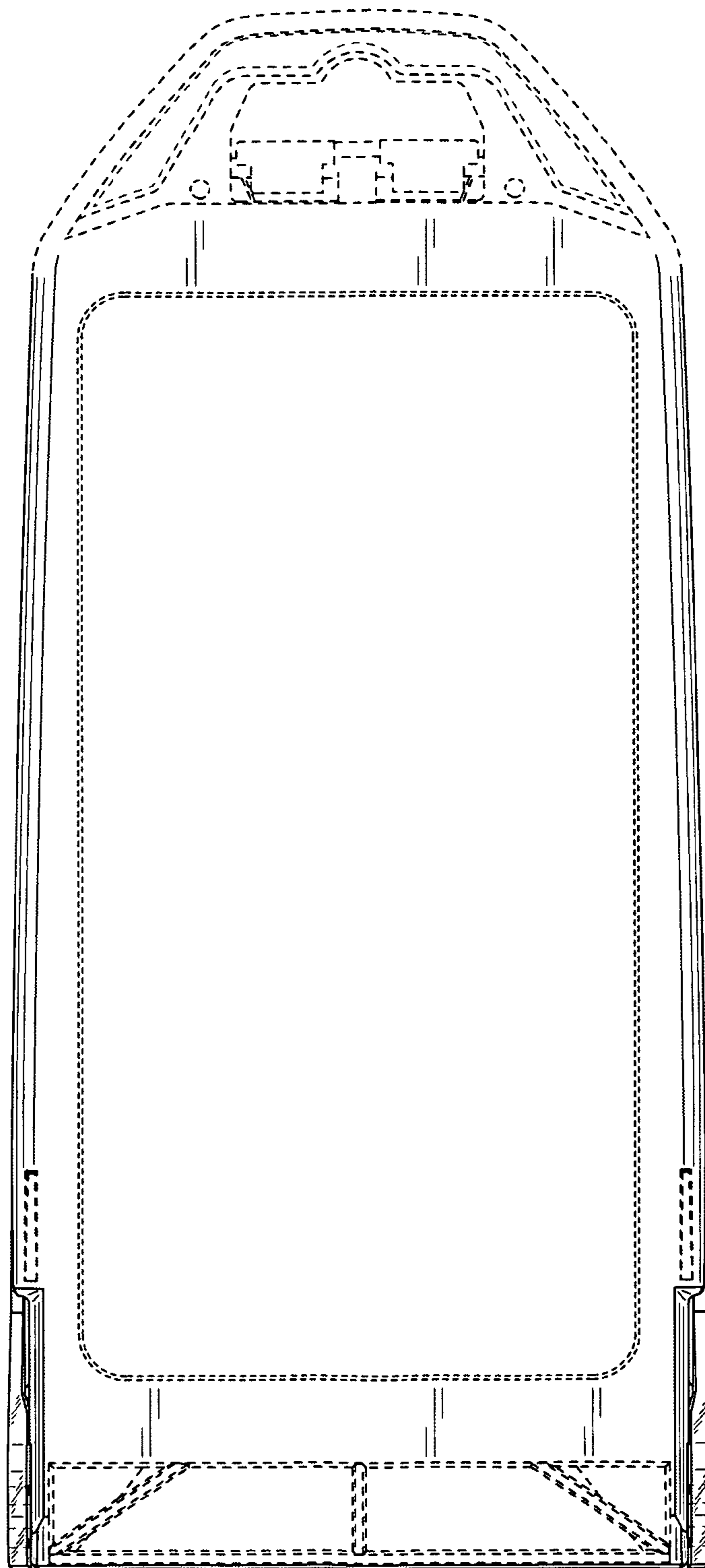


FIG. 3

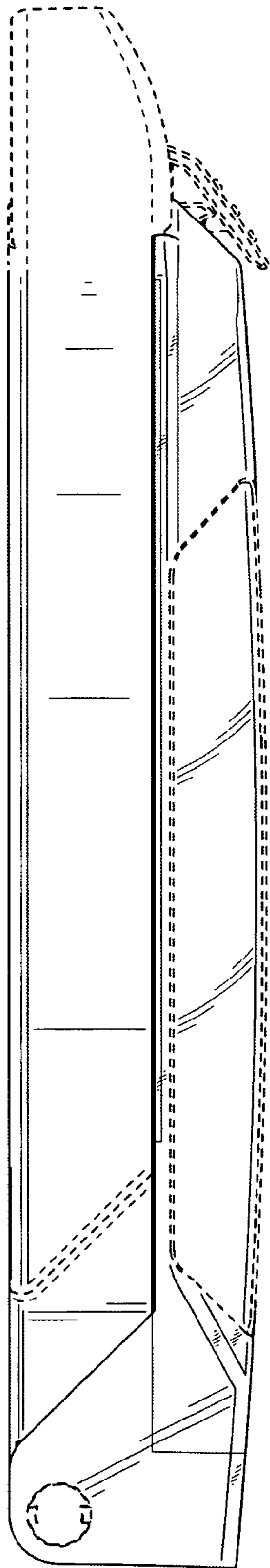


FIG. 4

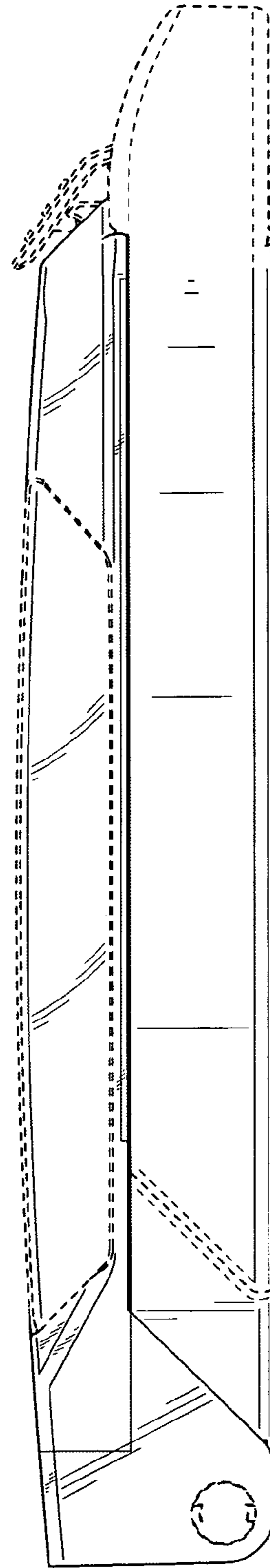


FIG. 5




FIG. 6




FIG. 7