



US00D690918S

(12) **United States Design Patent**
Dombrow

(10) **Patent No.:** **US D690,918 S**
(45) **Date of Patent:** **** Oct. 8, 2013**

(54) **SHOE BOTTOM**

(75) Inventor: **David Dombrow**, Baltimore, MD (US)

(73) Assignee: **Under Armour, Inc.**, Baltimore, MD (US)

(**) Term: **14 Years**

(21) Appl. No.: **29/409,769**

(22) Filed: **Dec. 29, 2011**

(51) **LOC (9) Cl.** **02-04**

(52) **U.S. Cl.**

USPC **D2/957**; D2/951; D2/953; D2/959

(58) **Field of Classification Search**

USPC D2/896, 902, 906, 908, 916, 918,
D2/925, 943, 944, 946-962, 964, 977; 36/3 B,
36/22 R, 24.5, 25 R, 28, 32 R, 34 R, 59 C,
36/67 A, 103

See application file for complete search history.

(56) **References Cited**

U.S. PATENT DOCUMENTS

D407,891 S *	4/1999	Edwards	D2/957
D409,825 S *	5/1999	Greenberg	D2/953
D475,509 S *	6/2003	Avar	D2/947
D497,703 S *	11/2004	Lupo et al.	D2/953
D529,265 S *	10/2006	Corbi Rico	D2/957
D543,679 S *	6/2007	Edwards	D2/959
D557,883 S *	12/2007	McClaskie et al.	D2/952
D567,492 S *	4/2008	Belley et al.	D2/957
D571,087 S *	6/2008	Dillenbeck et al.	D2/953
D593,740 S *	6/2009	McClaskie	D2/957
D594,195 S *	6/2009	Nakano	D2/957
D603,594 S *	11/2009	McClaskie	D2/953
D604,488 S *	11/2009	Amphyon	D2/953
D607,193 S *	1/2010	Recchi	D2/959
D616,185 S *	5/2010	Butler	D2/952
D622,492 S *	8/2010	McClaskie	D2/952

D624,293 S *	9/2010	Recchi et al.	D2/959
D626,735 S *	11/2010	McClaskie	D2/959
D627,144 S *	11/2010	Bettencourt	D2/951
D643,191 S *	8/2011	McClaskie	D2/951
D645,240 S *	9/2011	McClaskie	D2/959
D649,756 S *	12/2011	Thornhill	D2/960
D653,437 S *	2/2012	Mongelli	D2/957
D655,902 S *	3/2012	Debiase	D2/957
D671,301 S *	11/2012	Dombrow	D2/951
8,322,049 B2 *	12/2012	Dojan	36/59 C
D677,868 S *	3/2013	Kue	D2/951
D680,726 S *	4/2013	Propet	D2/960
D681,319 S *	5/2013	Schwartz	D2/926
8,453,344 B2 *	6/2013	Nishiwaki et al.	36/35 R
2011/0197469 A1 *	8/2011	Nishiwaki et al.	36/28
2012/0317844 A1 *	12/2012	Vattes	36/25 R

* cited by examiner

Primary Examiner — T. Chase Nelson

(74) *Attorney, Agent, or Firm* — Wesley W. Muller; Michael Grendzynski

(57) **CLAIM**


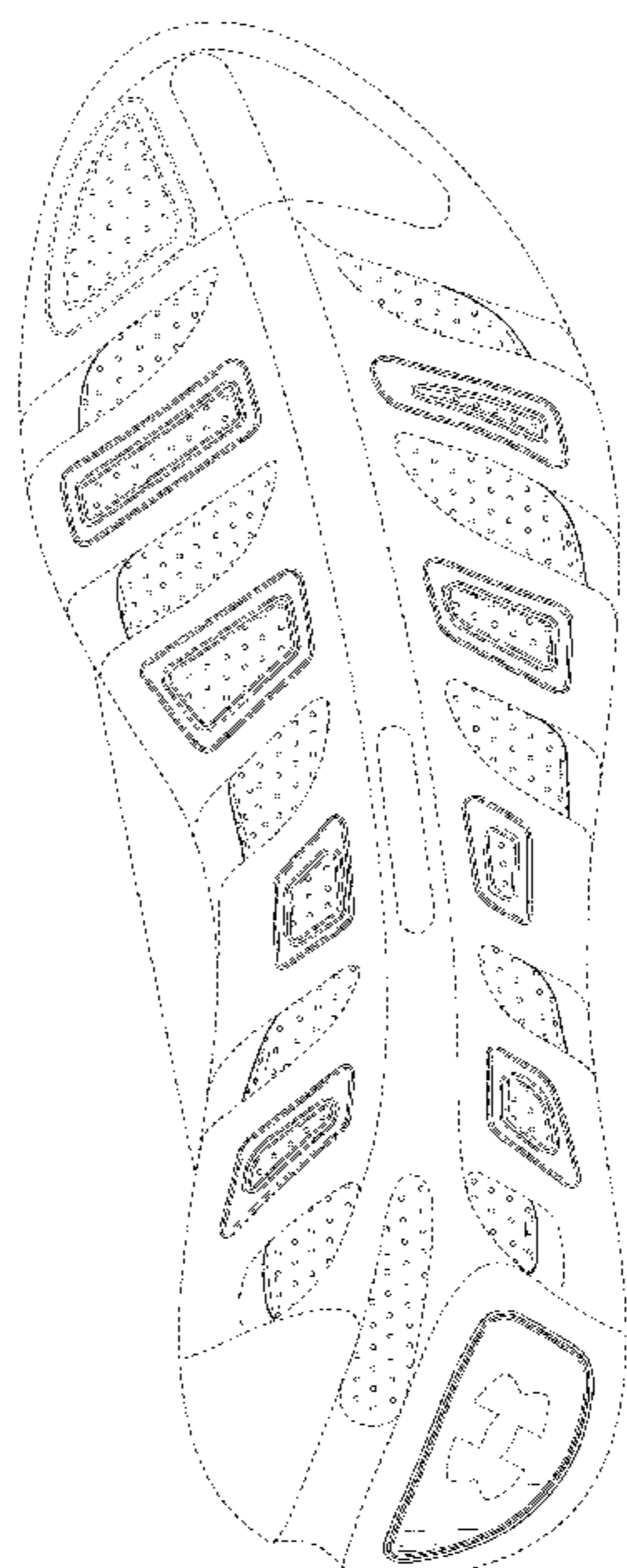
The ornamental design for a shoe bottom, as shown and described.

DESCRIPTION

FIG. 1 is a perspective view of a shoe bottom according to the present invention;
FIG. 2 is a bottom view of the shoe bottom of FIG. 1;
FIG. 3 is a top view of the shoe bottom of FIG. 1;
FIG. 4 is a right side view of the shoe bottom of FIG. 1;
FIG. 5 is a left side view of the shoe bottom of FIG. 1;
FIG. 6 is a front view of the shoe bottom of FIG. 1; and,
FIG. 7 is a rear view of the shoe bottom of FIG. 1.

The broken lines in the figures merely illustrate the environment for the shoe bottom of the present design and therefore form no part of the claimed design.

1 Claim, 7 Drawing Sheets



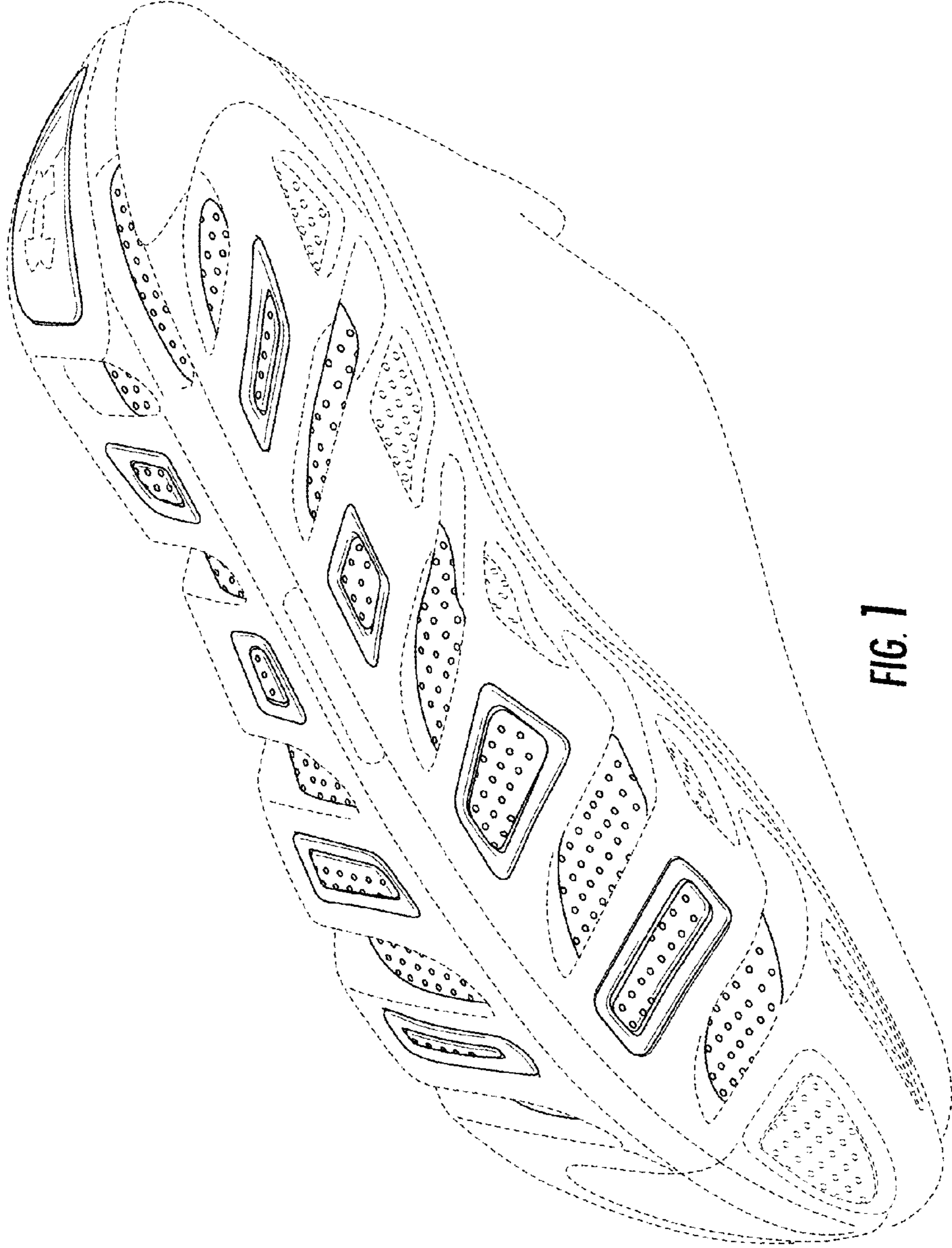


FIG. 1

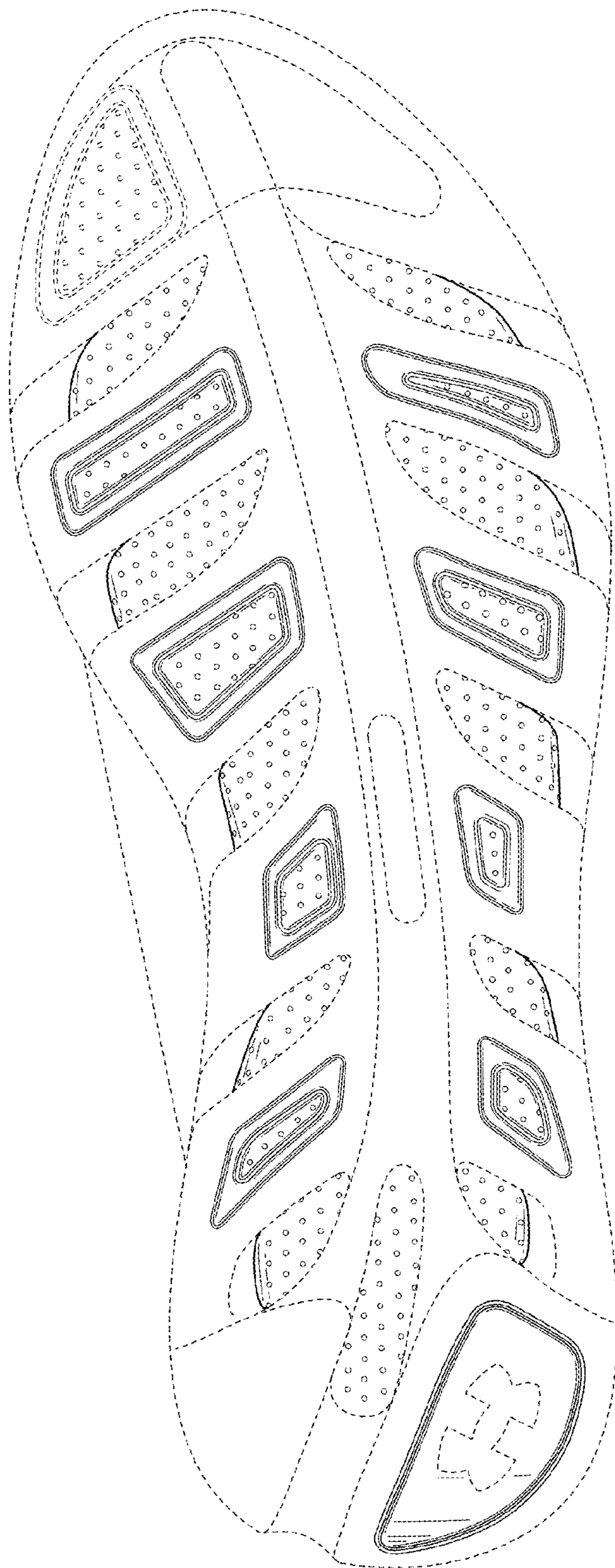


FIG. 2

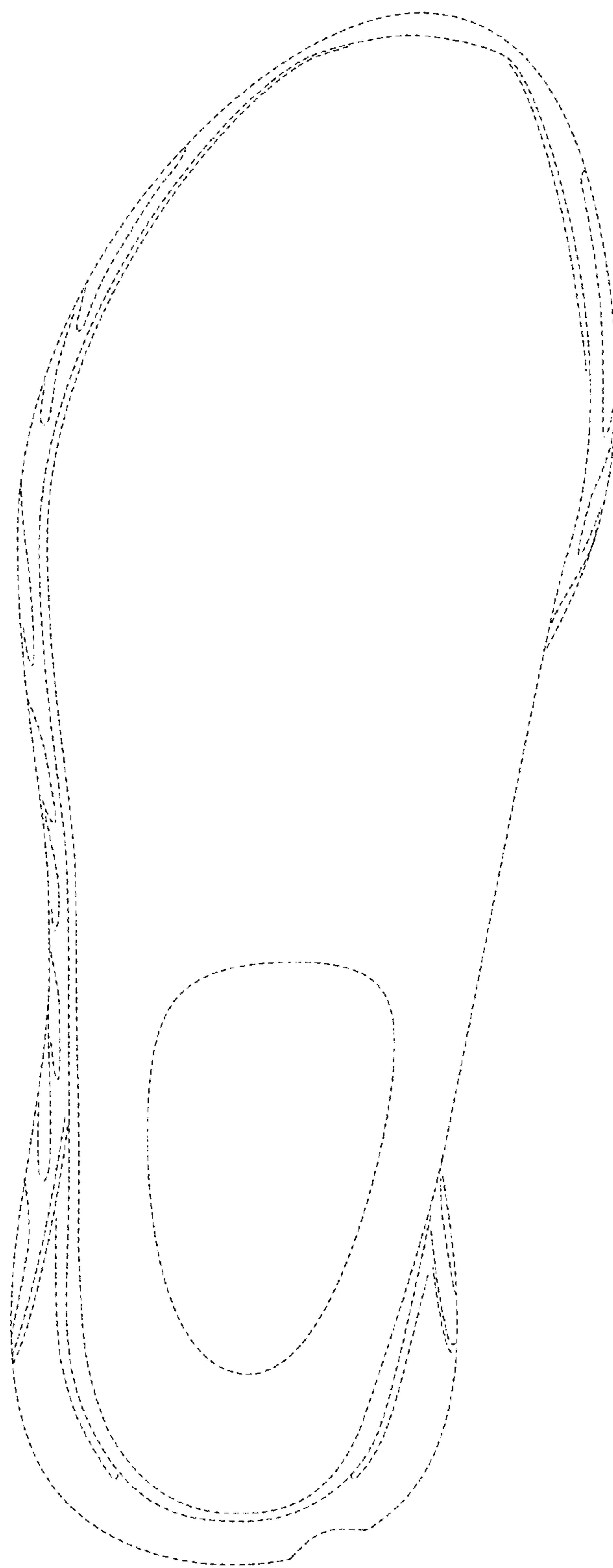


FIG. 3

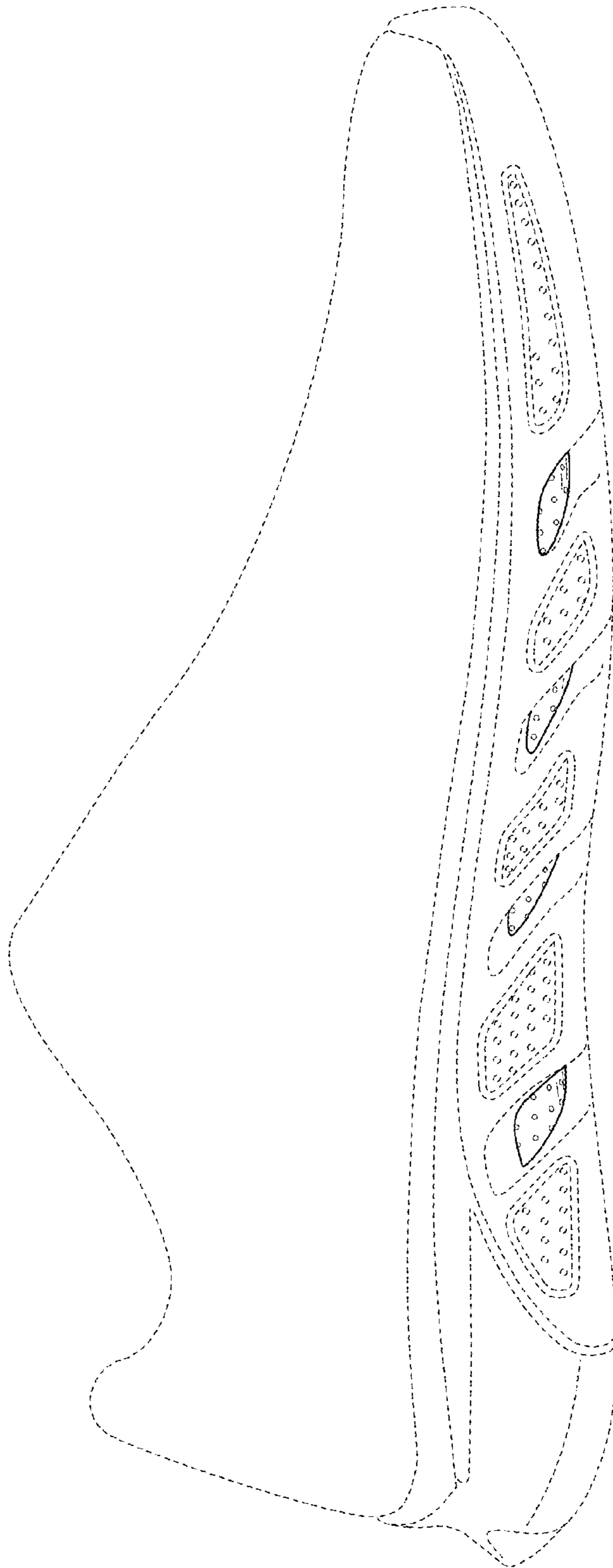


FIG. 4

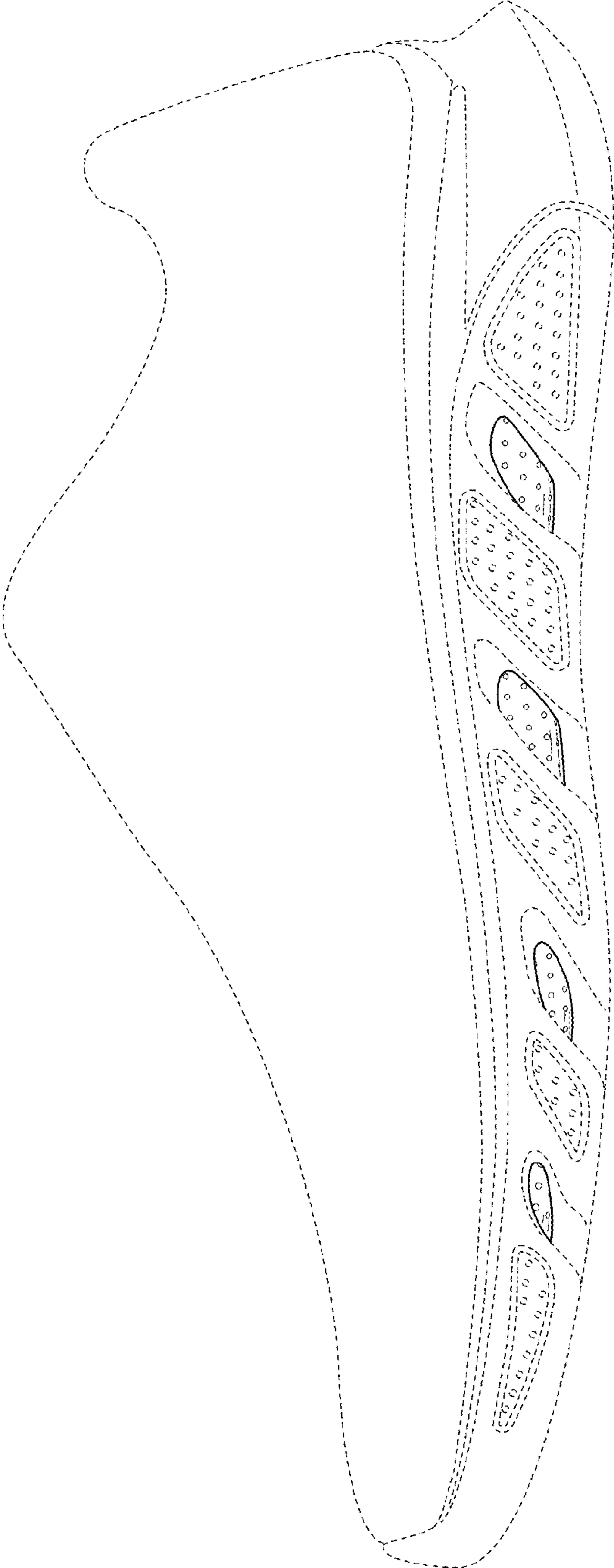


FIG. 5

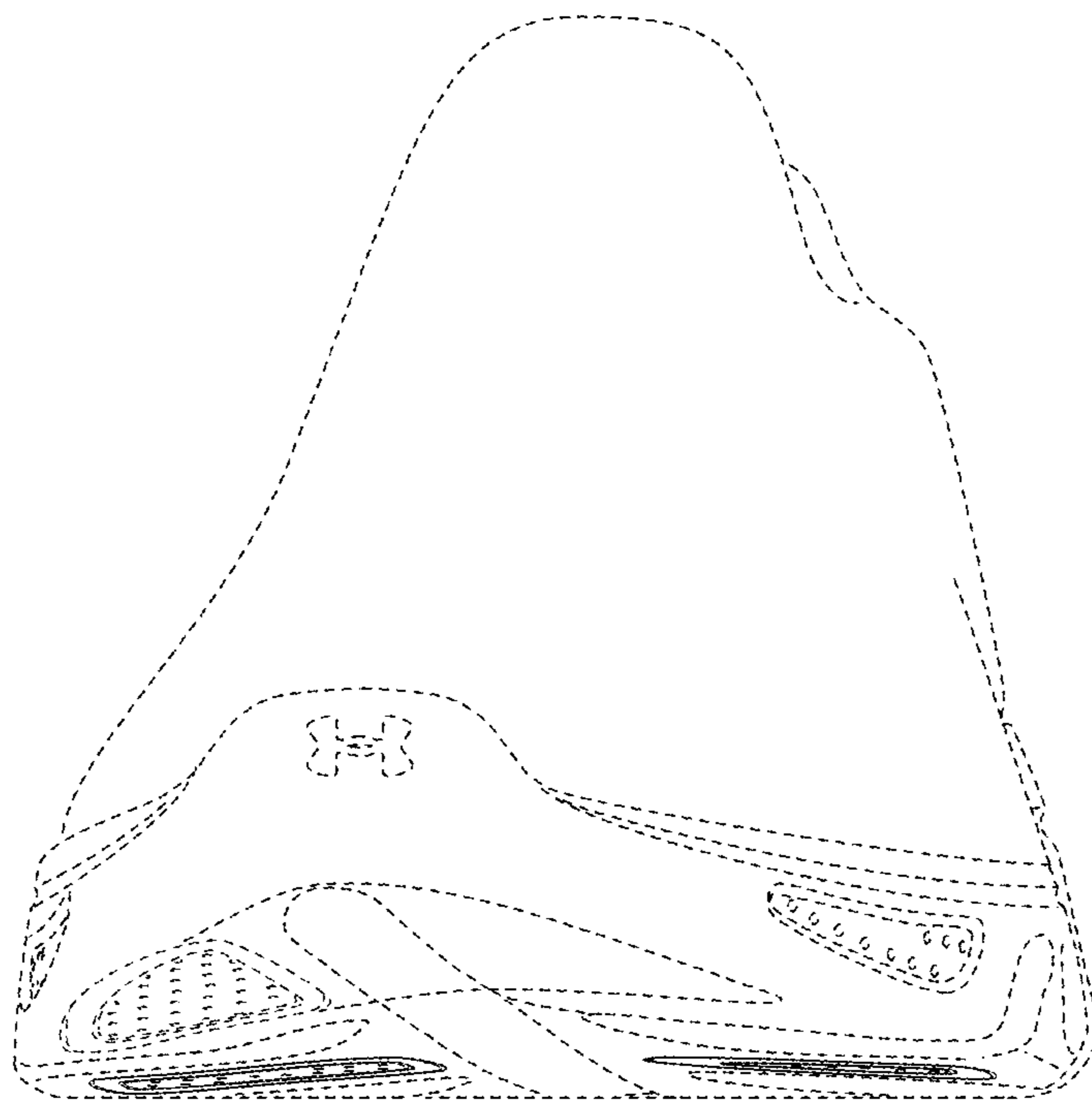


FIG. 6

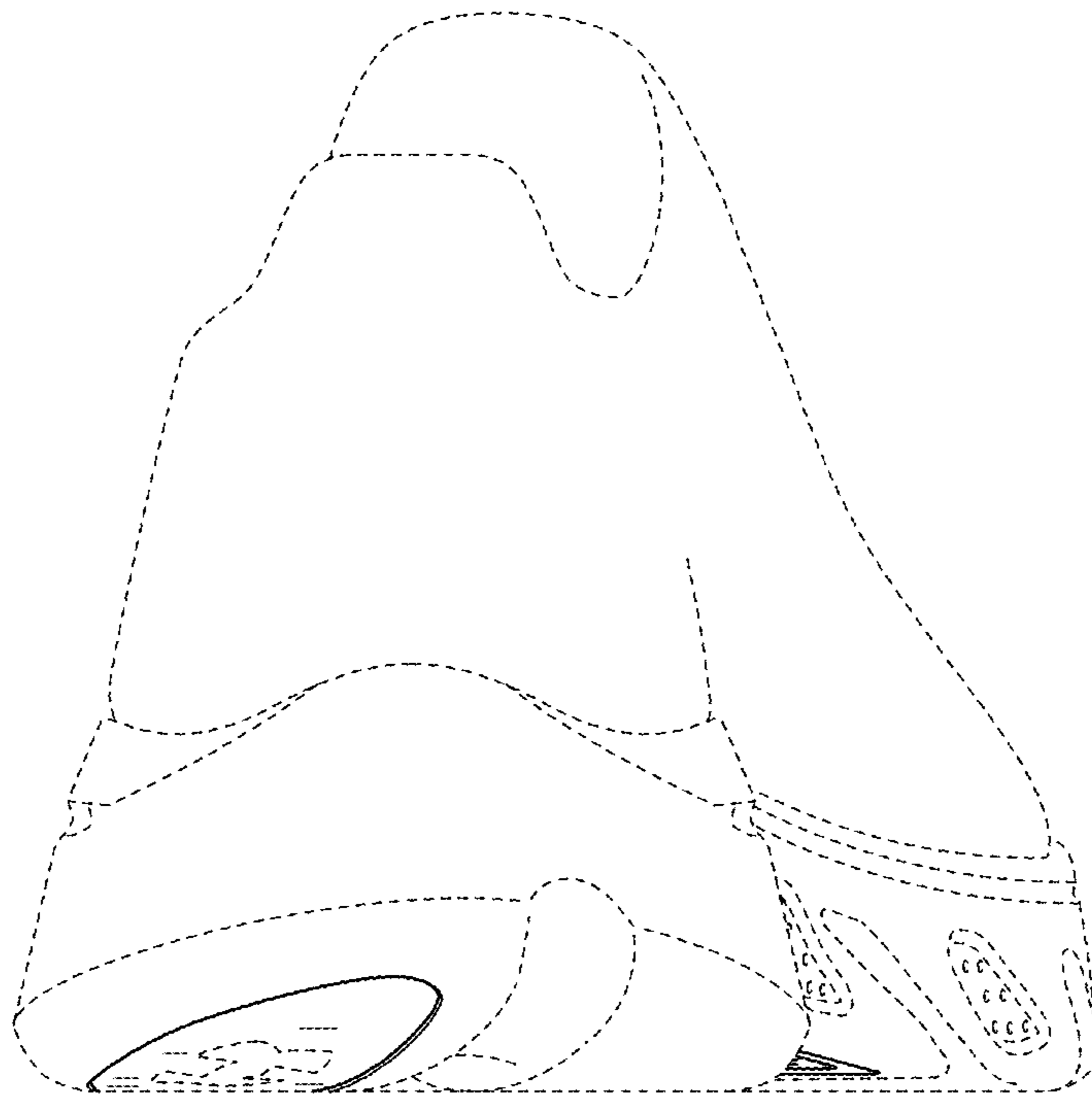


FIG. 7