



US00D690905S

(12) **United States Design Patent**  
**Eutsey et al.**

(10) **Patent No.:** **US D690,905 S**

(45) **Date of Patent:** **\*\* Oct. 8, 2013**

(54) **GARMENT WITH PLURALITY OF ACCESS SEAMS**

(76) Inventors: **Joe F. Eutsey**, Hallandale Beach, FL (US); **Damian McNorton**, Miami, FL (US)

(\*\*) Term: **14 Years**

(21) Appl. No.: **29/418,544**

(22) Filed: **Apr. 18, 2012**

(51) **LOC (9) Cl.** ..... **02-02**

(52) **U.S. Cl.**  
USPC ..... **D2/728**

(58) **Field of Classification Search**  
USPC ..... D2/700, 718, 720, 724, 728, 756, D2/757, 860, 861; 2/69, 104, 105, 114  
See application file for complete search history.

(56) **References Cited**

U.S. PATENT DOCUMENTS

818,351	A *	4/1906	Clark	.....	2/114
1,432,249	A *	10/1922	Hoyme	.....	2/69
3,013,274	A *	12/1961	Dike	.....	2/69
3,276,036	A *	10/1966	Cater et al.	.....	2/114
3,490,072	A *	1/1970	Keltner	.....	2/114
3,574,864	A *	4/1971	Bradley	.....	2/114
D312,721	S *	12/1990	Shea	.....	D2/840
D374,970	S *	10/1996	Jagger	.....	D2/720
D381,488	S *	7/1997	Small	.....	D2/720
5,887,279	A *	3/1999	Elting et al.	.....	2/69
D419,748	S *	2/2000	Sartori	.....	D2/720
D457,289	S *	5/2002	Shorr	.....	D2/720
8,161,573	B1 *	4/2012	Burns-Cox	.....	2/69
2004/0255360	A1 *	12/2004	Bass	.....	2/69

2005/0044606	A1 *	3/2005	Flanagan-Frazier	.....	2/69
2008/0196137	A1 *	8/2008	Forney	.....	2/75
2009/0000006	A1 *	1/2009	Mitchell	.....	2/69
2009/0106872	A1 *	4/2009	Collins	.....	2/69

\* cited by examiner

*Primary Examiner* — Ian Simmons

*Assistant Examiner* — Richelle Shelton

(74) *Attorney, Agent, or Firm* — Albert Bordas, P.A.

(57) **CLAIM**

The ornamental design for a garment with plurality of access seams, as shown and described.

**DESCRIPTION**

FIG. 1 is a top plan view of a garment with plurality of access seams;

FIG. 2 is a front elevational view thereof;

FIG. 3 is a bottom view thereof;

FIG. 4 is a right side elevational view thereof, the left side elevational view being a mirror image thereof;

FIG. 5 is a rear elevational view thereof; and,

FIG. 6 is an isometric view thereof, showing our design being used.

The broken line showing of the neckline, sleeve openings, inseams, rear waistline, and model is included for the purpose of illustrating environment and forms no part of the claimed design. The broken line showing at the hemline represents a boundary with the line itself forming no part of the claimed design, and the area within being claimed. The narrow areas within the solid lines at the waist and within the solid lines along the sides are openings.

**1 Claim, 3 Drawing Sheets**




Fig. 1




Fig. 2

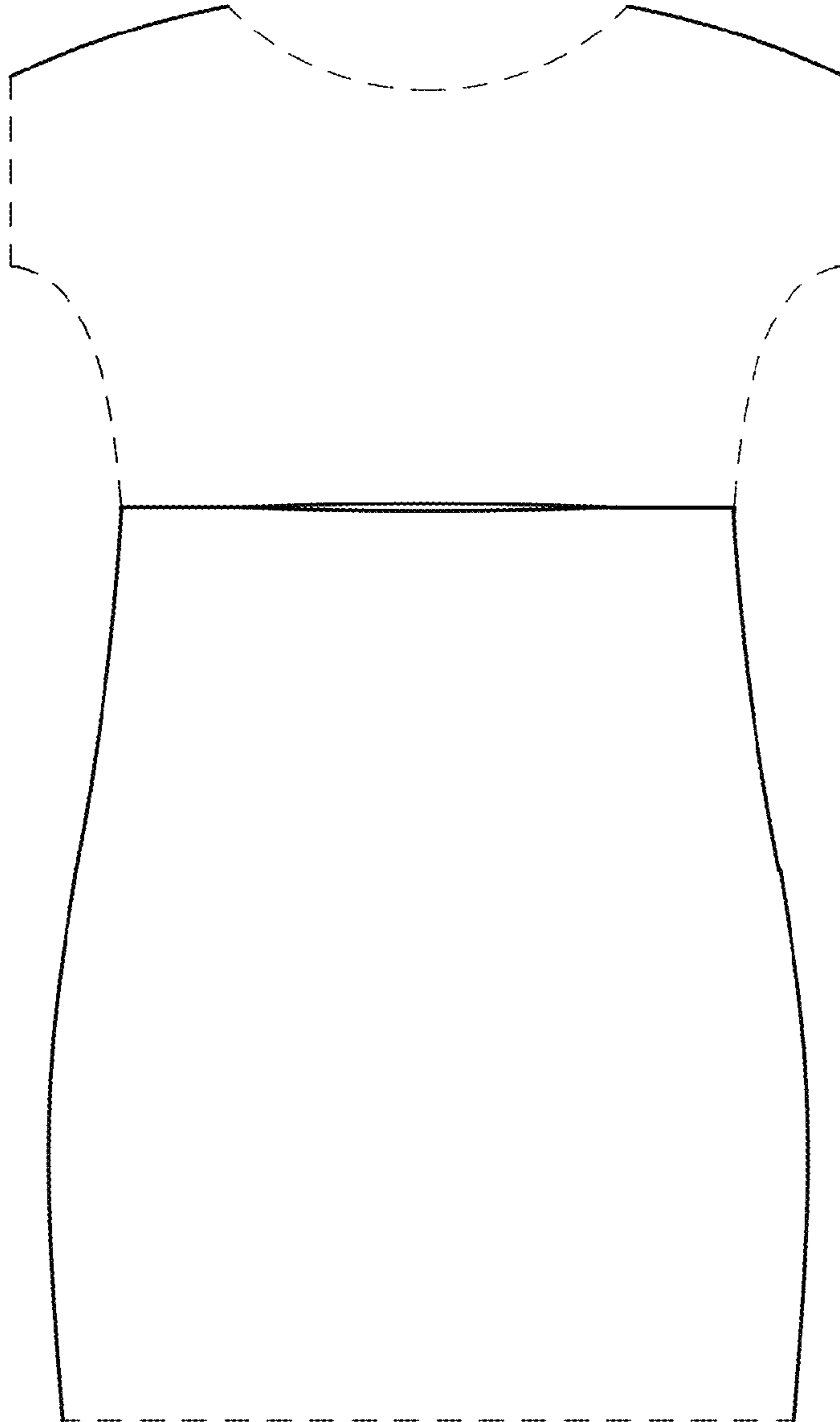


Fig. 3






Fig. 4

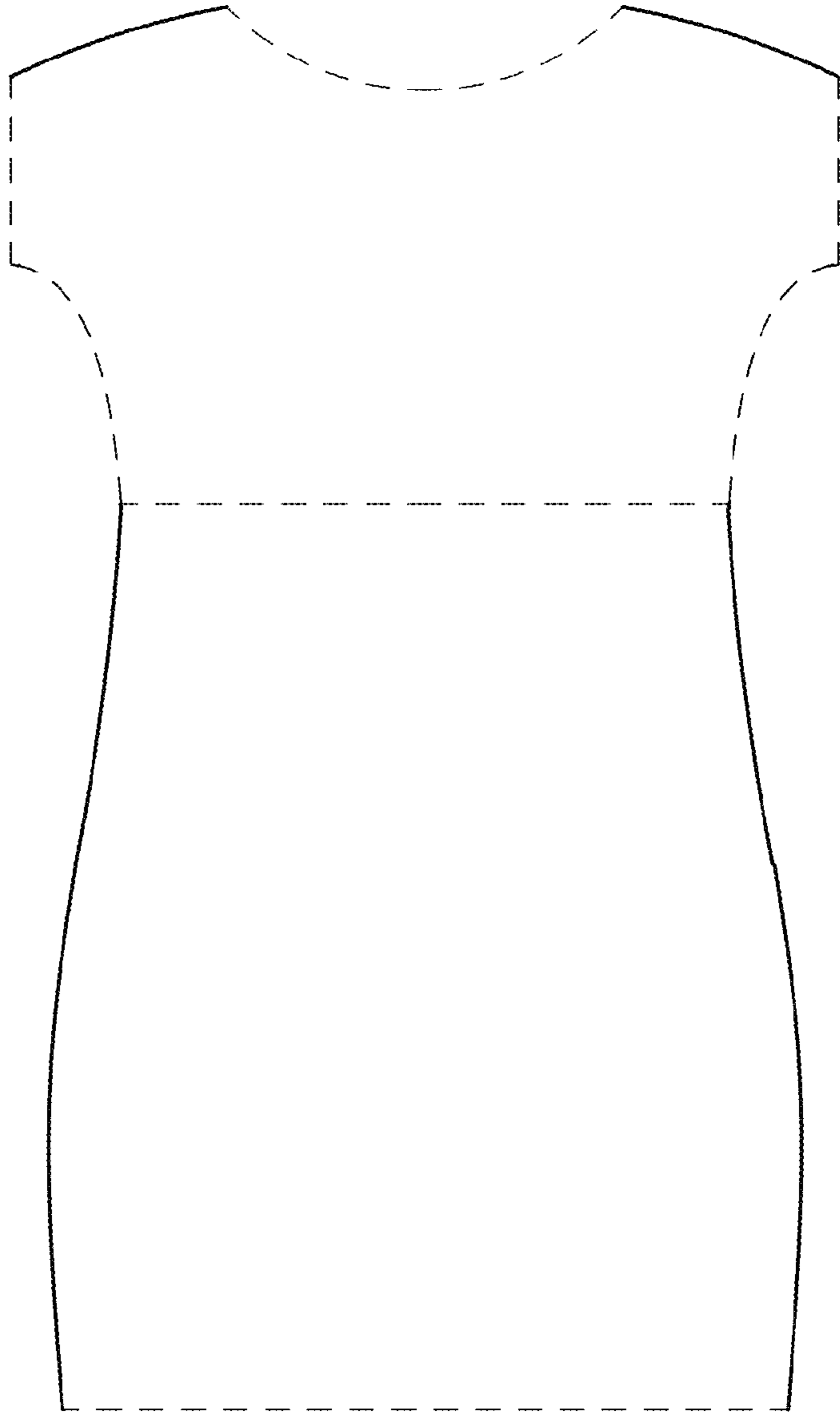


Fig. 5




Fig. 6