



US00D690902S

(12) **United States Design Patent**
Wexler

(10) **Patent No.:** **US D690,902 S**

(45) **Date of Patent:** **** Oct. 8, 2013**

(54) **THONG GUSSET**

(71) Applicant: **Michelle L Wexler**, Highland Park, IL
(US)

(72) Inventor: **Michelle L Wexler**, Highland Park, IL
(US)

(**) Term: **14 Years**

(21) Appl. No.: **29/449,184**

(22) Filed: **Mar. 14, 2013**

Related U.S. Application Data

(63) Continuation of application No. 13/211,925, filed on
Aug. 17, 2011.

(51) **LOC (9) Cl.** **02-01**

(52) **U.S. Cl.**
USPC **D2/712**

(58) **Field of Classification Search**
USPC D2/712, 713, 714, 715, 716, 731,
D2/736, 737, 738, 739, 742, 860, 863, 862,
D2/864; D24/124, 125, 126; 2/67, 400,
2/401, 402, 403, 404, 405, 406, 407, 408;
604/385.01, 396

See application file for complete search history.

(56) **References Cited**

U.S. PATENT DOCUMENTS

3,570,491	A *	3/1971	Sneider	604/366
D228,034	S *	7/1973	Krusko	D24/126
D231,142	S *	4/1974	Krusko	D24/126
D231,274	S *	4/1974	Koury	D24/126
D243,561	S	3/1977	Alvarez		
D252,656	S	8/1979	Bergh		
D256,288	S	8/1980	Stern		
4,394,781	A *	7/1983	Axmann	2/67
4,490,856	A *	1/1985	Dost	2/67
4,602,388	A *	7/1986	Underwood et al.	2/238
5,114,419	A *	5/1992	Daniel et al.	604/385.15

5,167,655	A *	12/1992	McCoy	604/396
D356,660	S *	3/1995	Leonard et al.	D2/712
5,651,779	A *	7/1997	Burrell	604/395
5,832,535	A *	11/1998	Davis	2/1
6,397,397	B1	6/2002	Chen		
6,560,786	B2 *	5/2003	Lipton	2/400
D482,782	S *	11/2003	Glaug et al.	D24/125

(Continued)

OTHER PUBLICATIONS

4-page printout from Website: <http://www.robinsonsequestrian.co.uk/equine-product-details.asp?ID=2392> Equetech Pro Brief—Equine products and Outdoor Clothing from Robinsons Equestrian; Images, content and design (c) 2008 Lady Hall Ltd T/A Equetech. (Website first accessed and printed by Applicant on or about Aug. 1, 2011.).

(Continued)

Primary Examiner — Karen E Eldridge Powers

(74) *Attorney, Agent, or Firm* — McAndrews, Held & Malloy, Ltd.

(57) **CLAIM**

The original ornamental design for a thong gusset, substantially as shown and described.

DESCRIPTION

FIG. 1 is a perspective view of a thong gusset of the present invention, as it may be used in an undergarment (the broken lines shown on the thong gusset and on the undergarment represent unclaimed features);

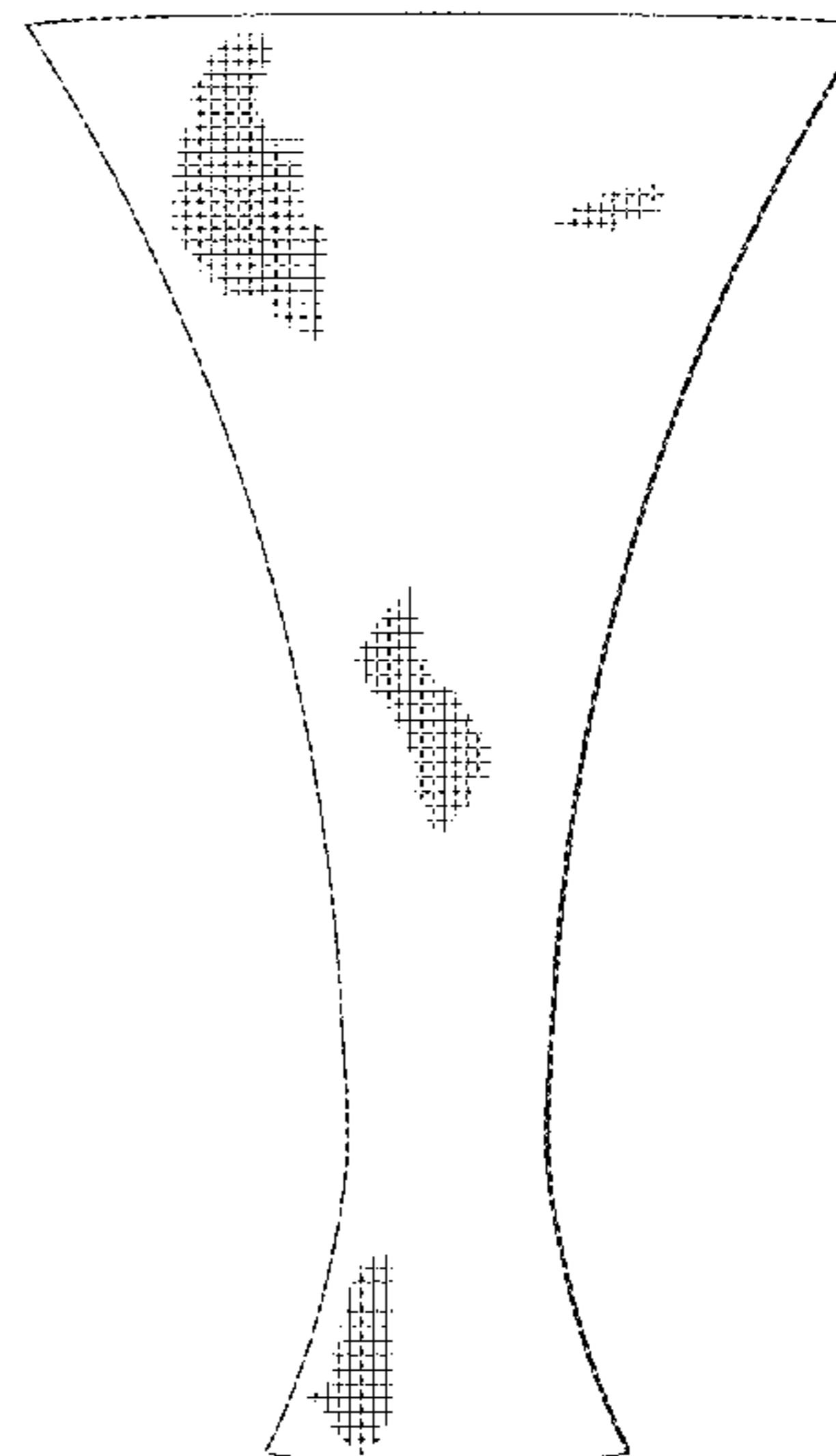
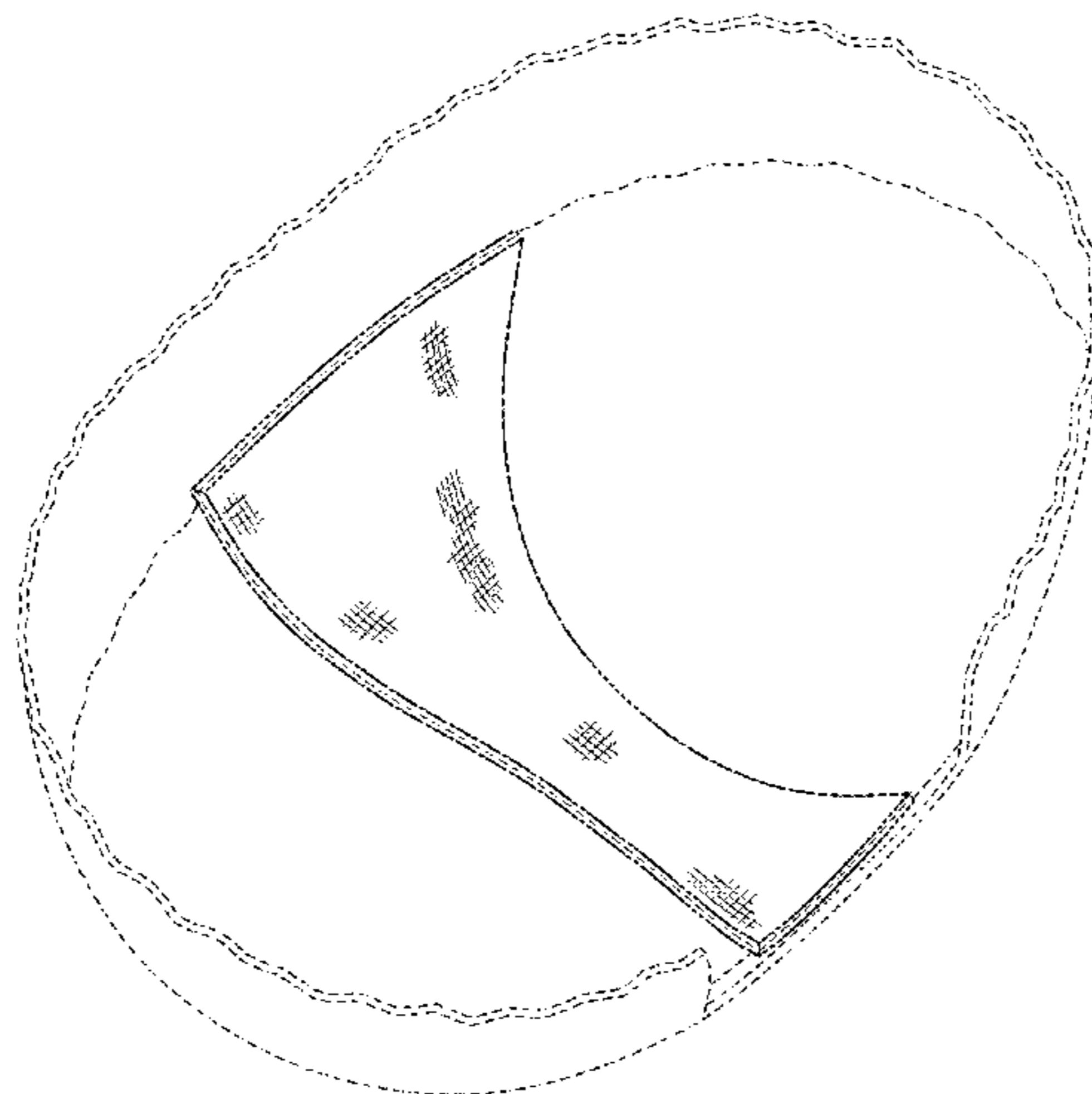
FIG. 2 is a plan view of the claimed thong gusset design;

FIG. 3 is a front elevational view of the claimed thong gusset design;

FIG. 4 is a rear elevational view of the claimed thong gusset design; and,

FIG. 5 is a right side elevational view of the claimed thong gusset design (the left side elevational view is a mirror image thereof).

1 Claim, 2 Drawing Sheets



(56)

References Cited

U.S. PATENT DOCUMENTS

D500,131 S * 12/2004 Choice D24/125
D560,802 S * 1/2008 Stratton D24/126
D589,611 S * 3/2009 Parker D24/124
7,857,798 B2 * 12/2010 Buettner 604/385.01
7,931,639 B2 * 4/2011 Suga et al. 604/396
D638,118 S * 5/2011 Mateo D24/126
D638,119 S * 5/2011 Mateo D24/126
7,941,872 B2 5/2011 Martz
D663,920 S 7/2012 Wexler
D663,921 S 7/2012 Wexler

D679,004 S * 3/2013 Norman et al. D24/124
D681,913 S 5/2013 Wexler
2008/0229487 A1 * 9/2008 Kweon 2/405
2010/0180359 A1 * 7/2010 Andrews 2/69
2012/0324632 A1 * 12/2012 Hurvitz 2/400

OTHER PUBLICATIONS

Office Action, Notification Date Dec. 20, 2012, regarding U.S. Appl. No. 29/431,954, filed Sep. 12, 2012. "Response to Final Office Action of Apr. 23, 2013" filed on May 22, 2013.

* cited by examiner

Fig. 1

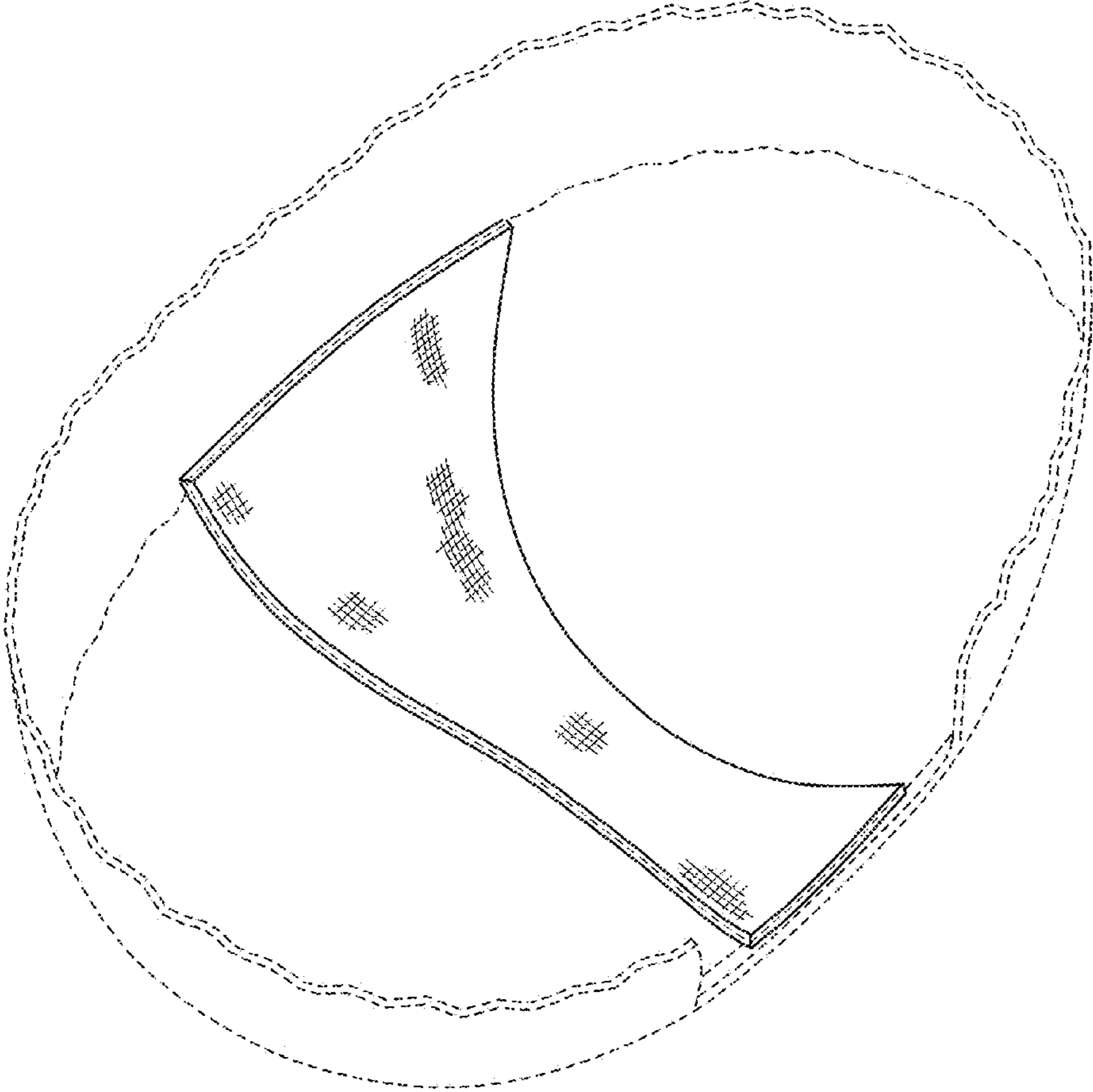


Fig. 2

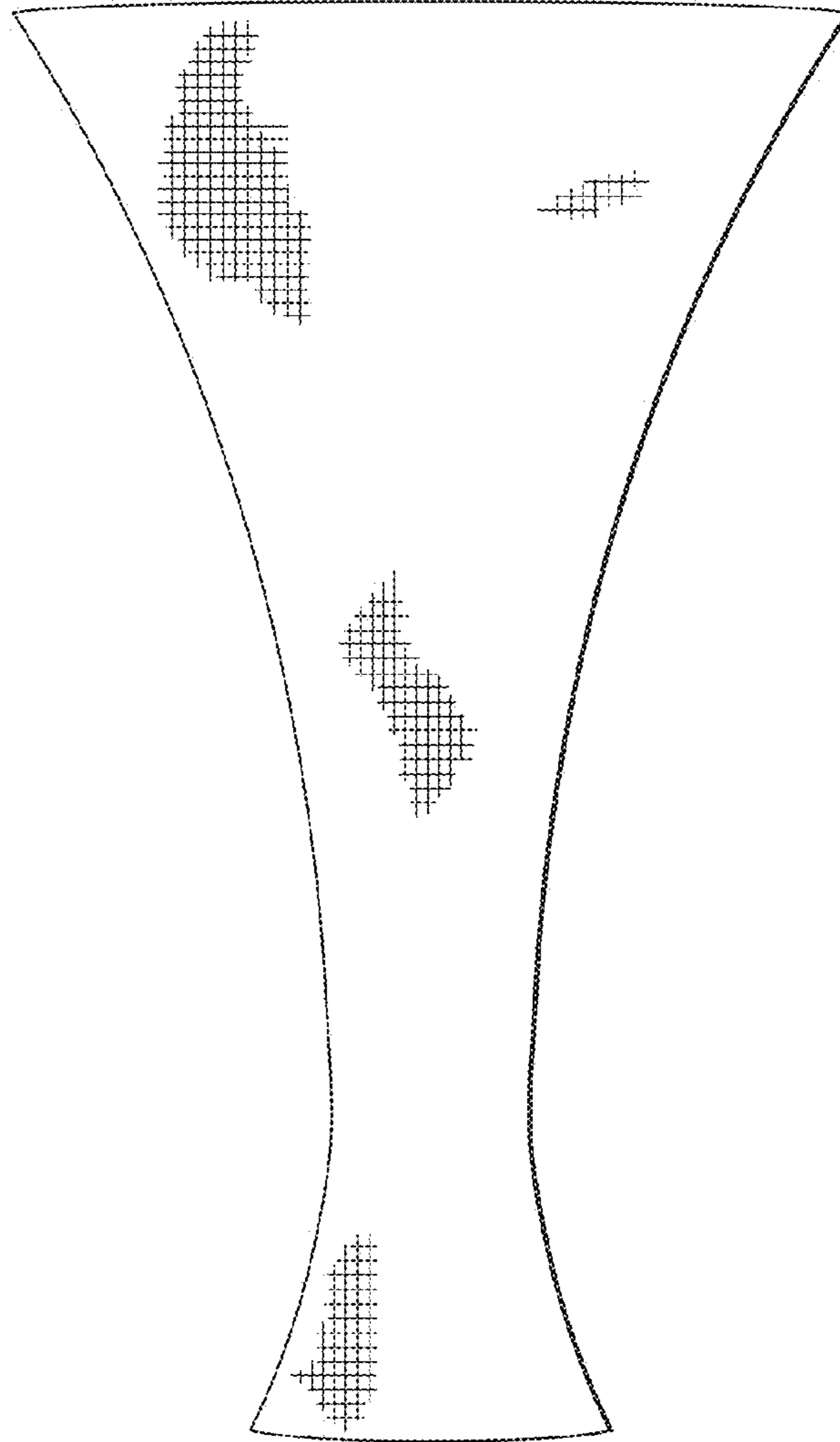


Fig. 3

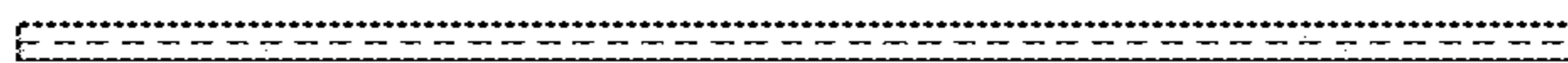


Fig. 4




Fig. 5

