



US00D690898S

(12) **United States Design Patent**
Wexler

(10) **Patent No.:** **US D690,898 S**

(45) **Date of Patent:** **** Oct. 8, 2013**

(54) **CLOUD-SHAPED GUSSET**

(76) Inventor: **Michelle L. Wexler**, Highland Park, IL (US)

(**) Term: **14 Years**

(21) Appl. No.: **29/420,577**

(22) Filed: **May 10, 2012**

(51) **LOC (9) Cl.** **02-01**

(52) **U.S. Cl.**
USPC **D2/712**

(58) **Field of Classification Search**
USPC D2/712, 713, 714, 715, 716, 731, D2/736, 737, 738, 739, 742, 860, 863, 862, D2/864; D24/124, 125, 126; 2/67, 400, 2/401, 402, 403, 404, 405, 406, 407, 408; 604/385.01, 396

See application file for complete search history.

(56) **References Cited**

U.S. PATENT DOCUMENTS

3,314,422	A *	4/1967	Phillips	128/846
D234,162	S *	1/1975	Andersen	D24/125
D243,561	S	3/1977	Alvarez	
D252,656	S	8/1979	Bergh	
D256,288	S	8/1980	Stern	
D301,080	S *	5/1989	Gay, Jr.	D2/738
D336,549	S *	6/1993	Stabile	D29/119
D384,152	S *	9/1997	Raufman	D24/126
6,093,178	A *	7/2000	Osborn et al.	604/387
D444,554	S *	7/2001	O'Hara	D24/125

6,397,397	B1	6/2002	Chen	
D474,273	S *	5/2003	Yamamoto	D24/125
D486,228	S *	2/2004	Fonseca et al.	D24/125
D593,200	S *	5/2009	Gagliardi et al.	D24/124
7,941,872	B2	5/2011	Martz	
8,042,194	B2 *	10/2011	Connor	2/46
D663,920	S *	7/2012	Wexler	D2/712
D663,921	S *	7/2012	Wexler	D2/712

* cited by examiner

Primary Examiner — Karen E Eldridge Powers
(74) *Attorney, Agent, or Firm* — McAndrews, Held & Malloy, Ltd.

(57) **CLAIM**
The ornamental design for an cloud-shaped gusset, substantially as shown and described.

DESCRIPTION

FIG. 1 is a perspective view of a cloud-shaped gusset of the present invention, as it may be used in an undergarment (the broken lines shown on the cloud-shaped gusset and on the undergarment represent unclaimed features);

FIG. 2 is a plan view of the claimed cloud-shaped gusset design;

FIG. 3 is a front elevational view of the claimed cloud-shaped gusset design;

FIG. 4 is a rear elevational view of the claimed cloud-shaped gusset design; and,

FIG. 5 is a right side elevational view of the claimed cloud-shaped gusset design, (the left side elevation view is a mirror image thereof).

1 Claim, 2 Drawing Sheets

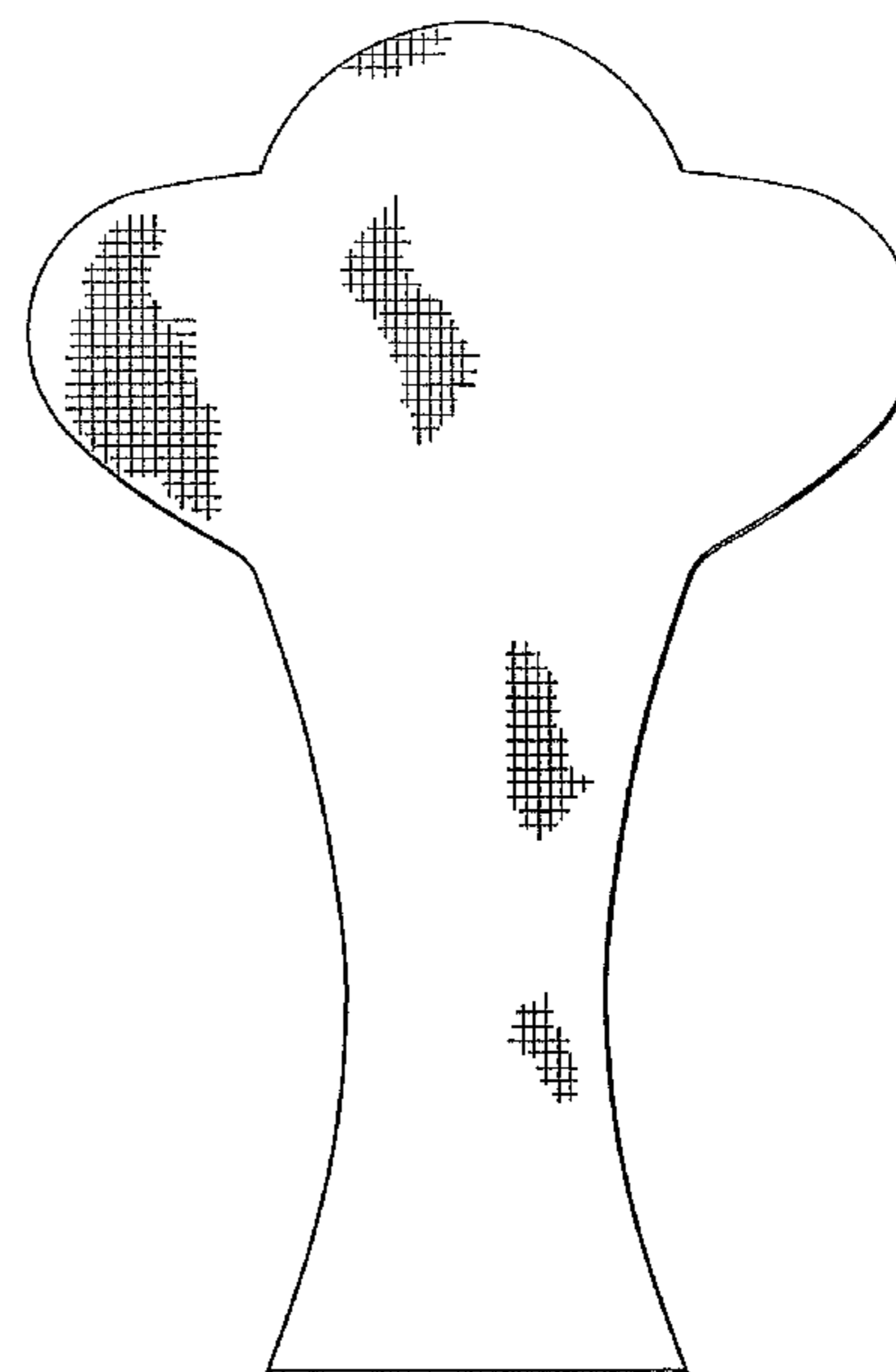
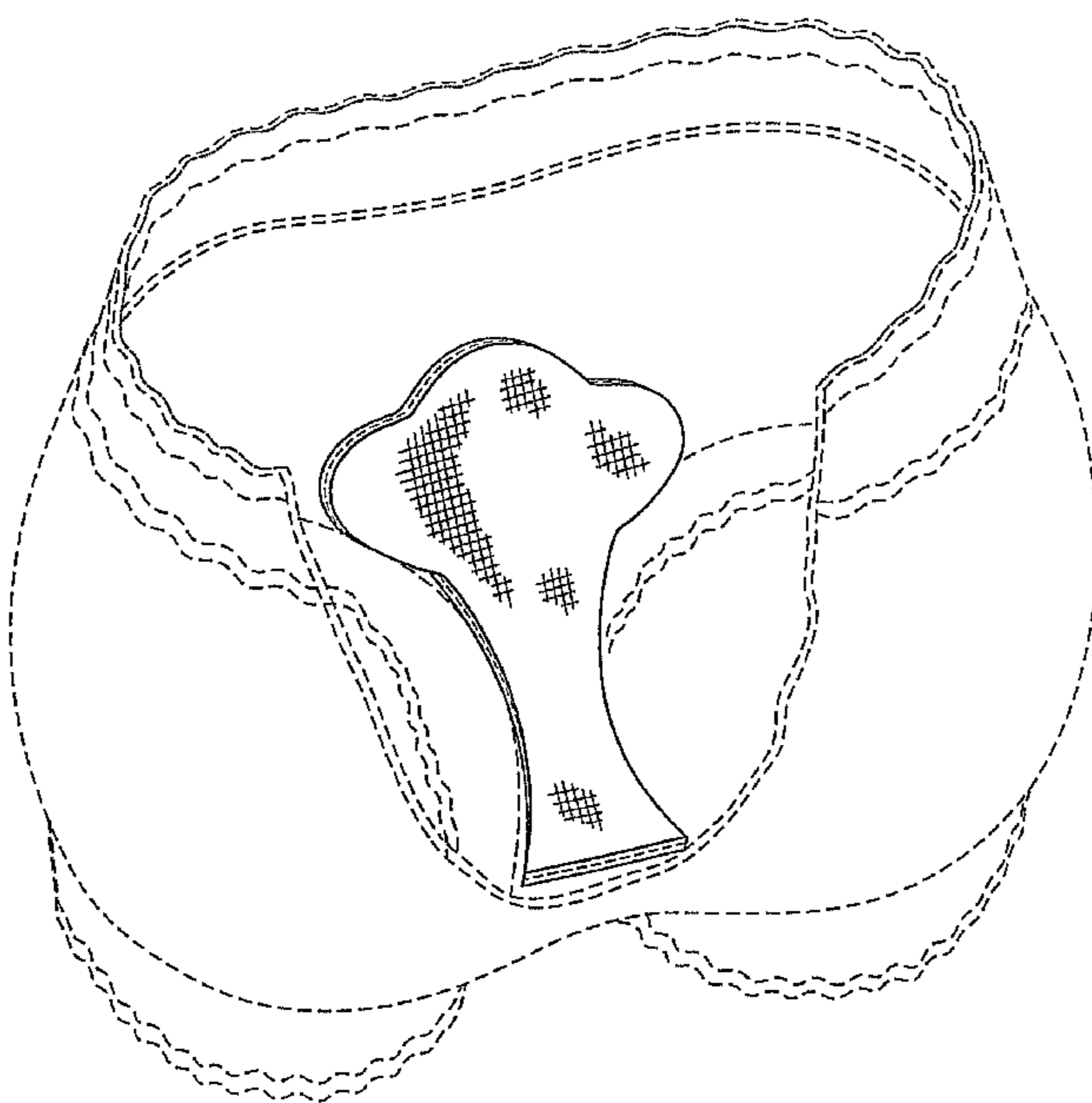


Fig. 1

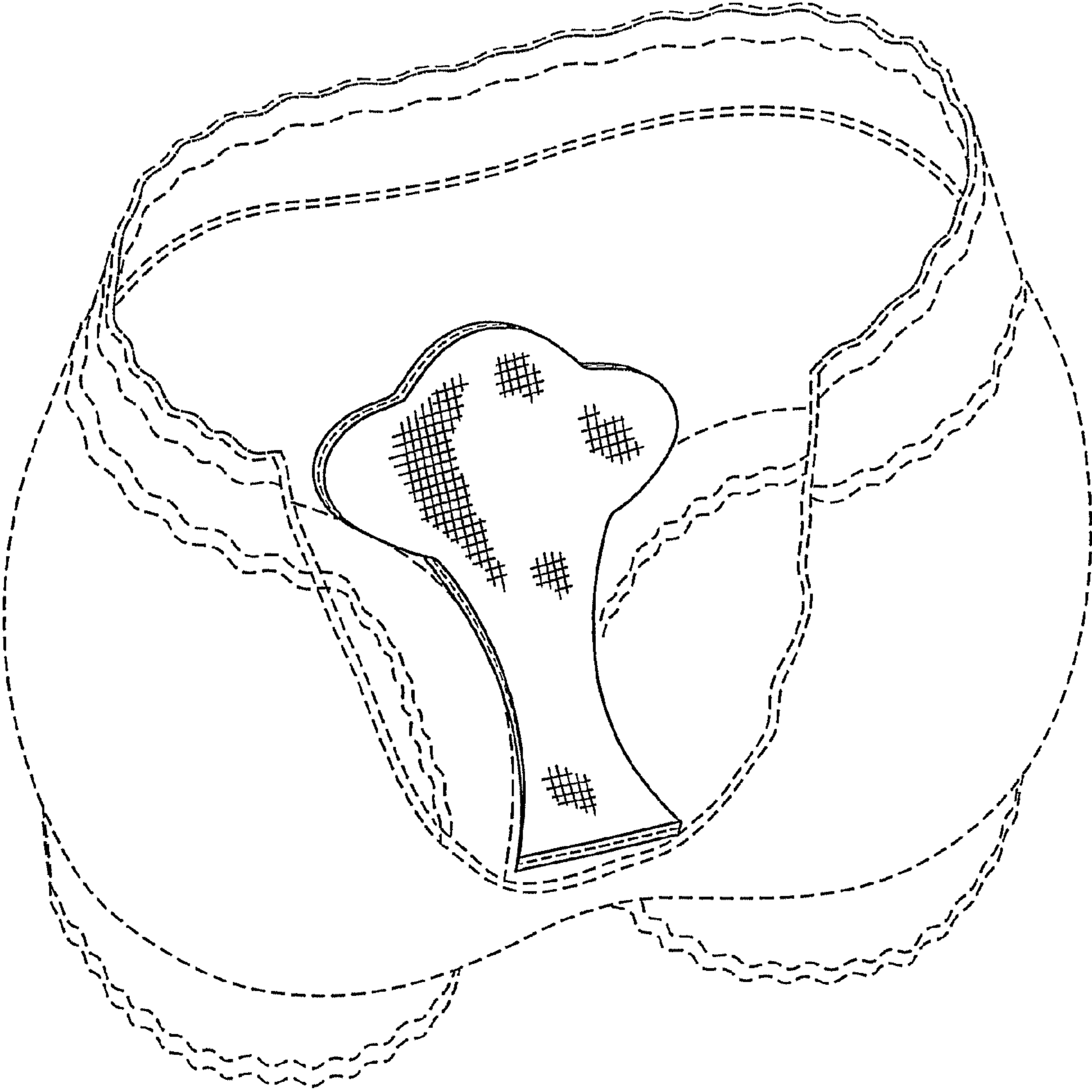


Fig. 2

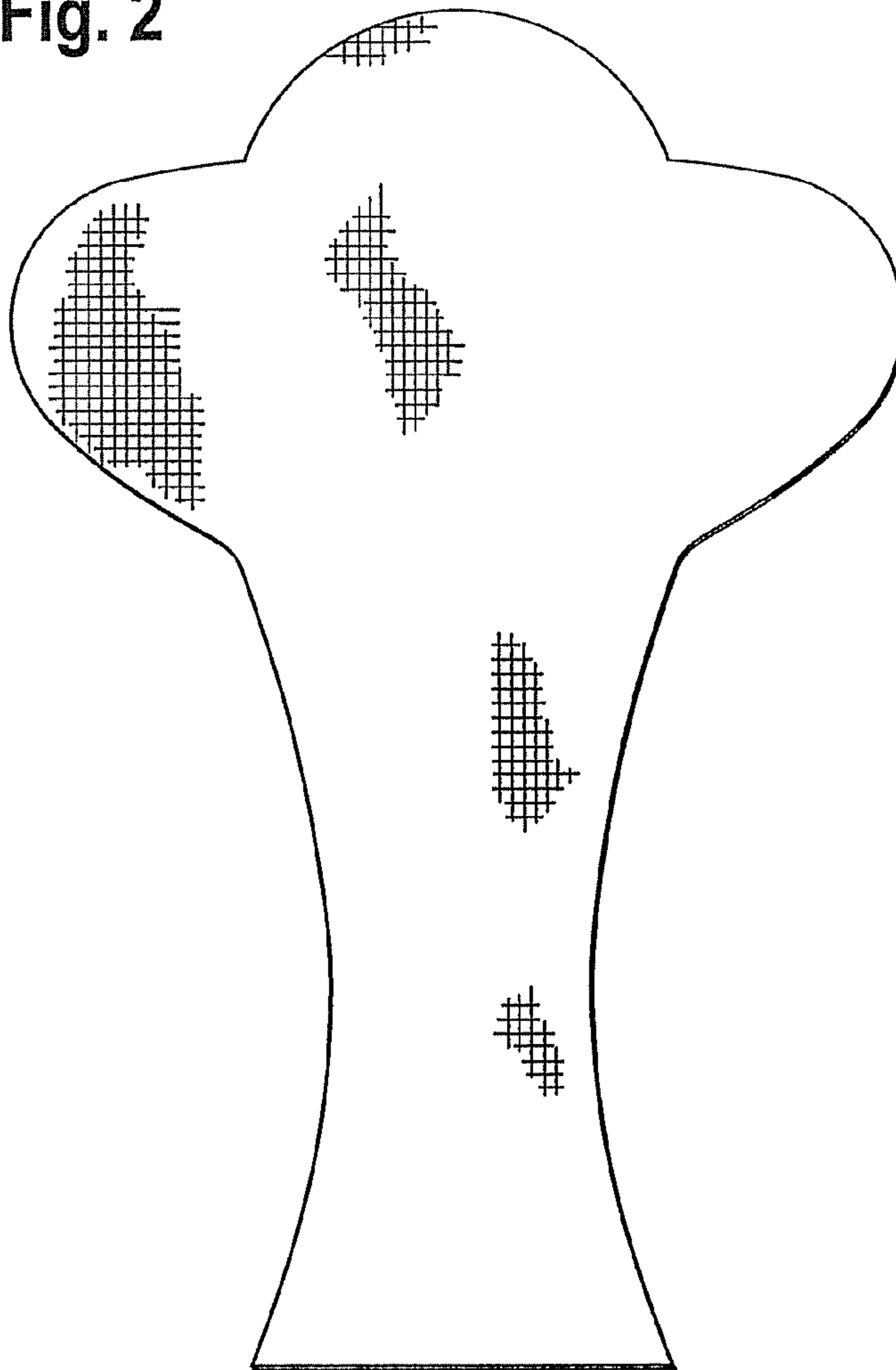


Fig. 3

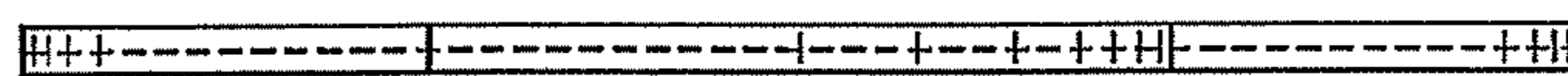


Fig. 4

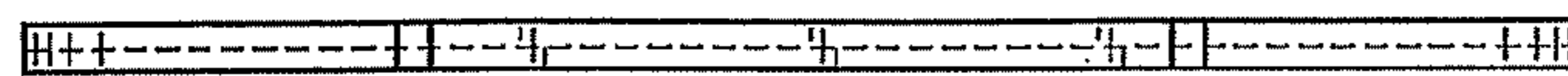


Fig. 5

