



US00D690891S

(12) **United States Design Patent**
Barre et al.

(10) **Patent No.:** **US D690,891 S**
(45) **Date of Patent:** **** Oct. 1, 2013**

(54) **LAUNDRY BASKET**

(71) Applicant: **Neatfreak Group Inc.**, Mississauga (CA)

(72) Inventors: **Bertrand Barre**, Lapeyrouse (FR);
Francis Lepage, Dommartin (FR)

(73) Assignee: **Neatfreak Group Inc.**, Mississauga, Ontario (CA)

(**) Term: **14 Years**

(21) Appl. No.: **29/441,207**

(22) Filed: **Jan. 2, 2013**

(51) **LOC (9) Cl.** **07-07**

(52) **U.S. Cl.**
USPC **D32/37**

(58) **Field of Classification Search**
USPC D32/35, 36, 37, 53, 54; D34/1, 7;
D3/201, 304, 309, 314; D7/509, 602, 708;
D9/430; 220/23.87, 485, 752, 755, 756,
220/760, 768, 769, 770, 771, 774, DIG. 12,
220/DIG. 14; 206/505, 506, 510, 821
See application file for complete search history.

(56) **References Cited**

U.S. PATENT DOCUMENTS

D128,124 S *	7/1941	Melville	D7/708
D264,040 S *	4/1982	Kunze	D32/37
5,287,991 A *	2/1994	Koda et al.	220/769
D388,918 S *	1/1998	Douglas	D32/37

D389,621 S *	1/1998	Short et al.	D32/37
D444,035 S *	6/2001	Austen-Meek	D7/602
D536,874 S *	2/2007	Splain et al.	D3/309
D540,039 S *	4/2007	van Beuningen	D3/314
D553,361 S *	10/2007	Splain et al.	D3/304
D564,229 S *	3/2008	Splain et al.	D3/309
7,677,408 B2 *	3/2010	Loucks et al.	220/756
7,780,036 B2 *	8/2010	Splain et al.	220/774

* cited by examiner

Primary Examiner — Caron D Veynar

Assistant Examiner — Martie K Holtje

(74) *Attorney, Agent, or Firm* — Patzik, Frank & Samotny Ltd.

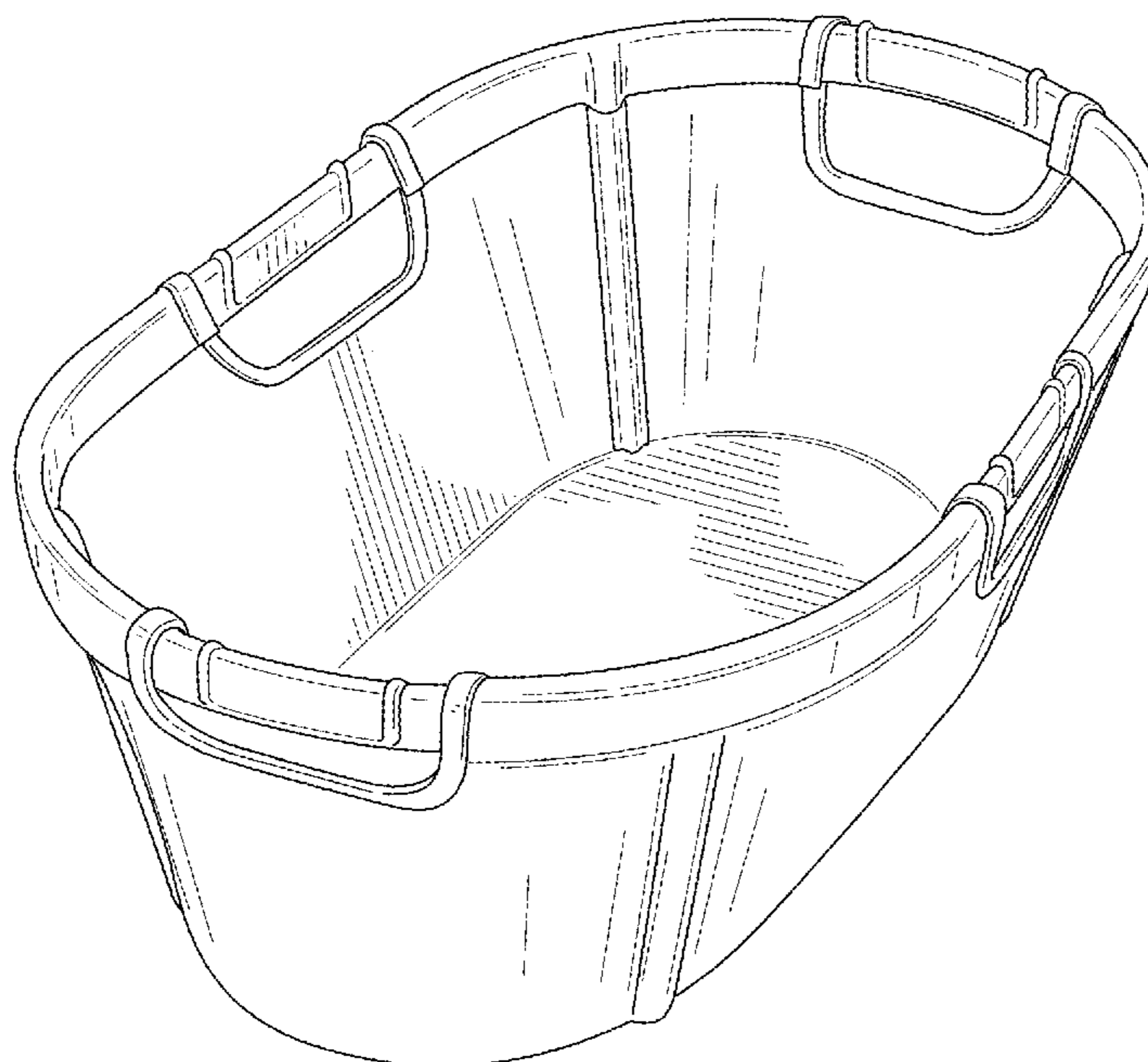
(57) **CLAIM**

The ornamental design for a laundry basket, as shown and described.

DESCRIPTION

FIG. 1 is a top perspective view of the laundry basket of the present invention;
FIG. 2 is a front elevation view of the laundry basket of the present invention, the rear elevation view being a mirror image thereof;
FIG. 3 is a left side elevation view of the laundry basket of the present invention, the right side elevation view being a mirror image thereof;
FIG. 4 is a top plan view of the laundry basket of the present invention; and,
FIG. 5 is a bottom plan view of the laundry basket of the present invention.

1 Claim, 5 Drawing Sheets



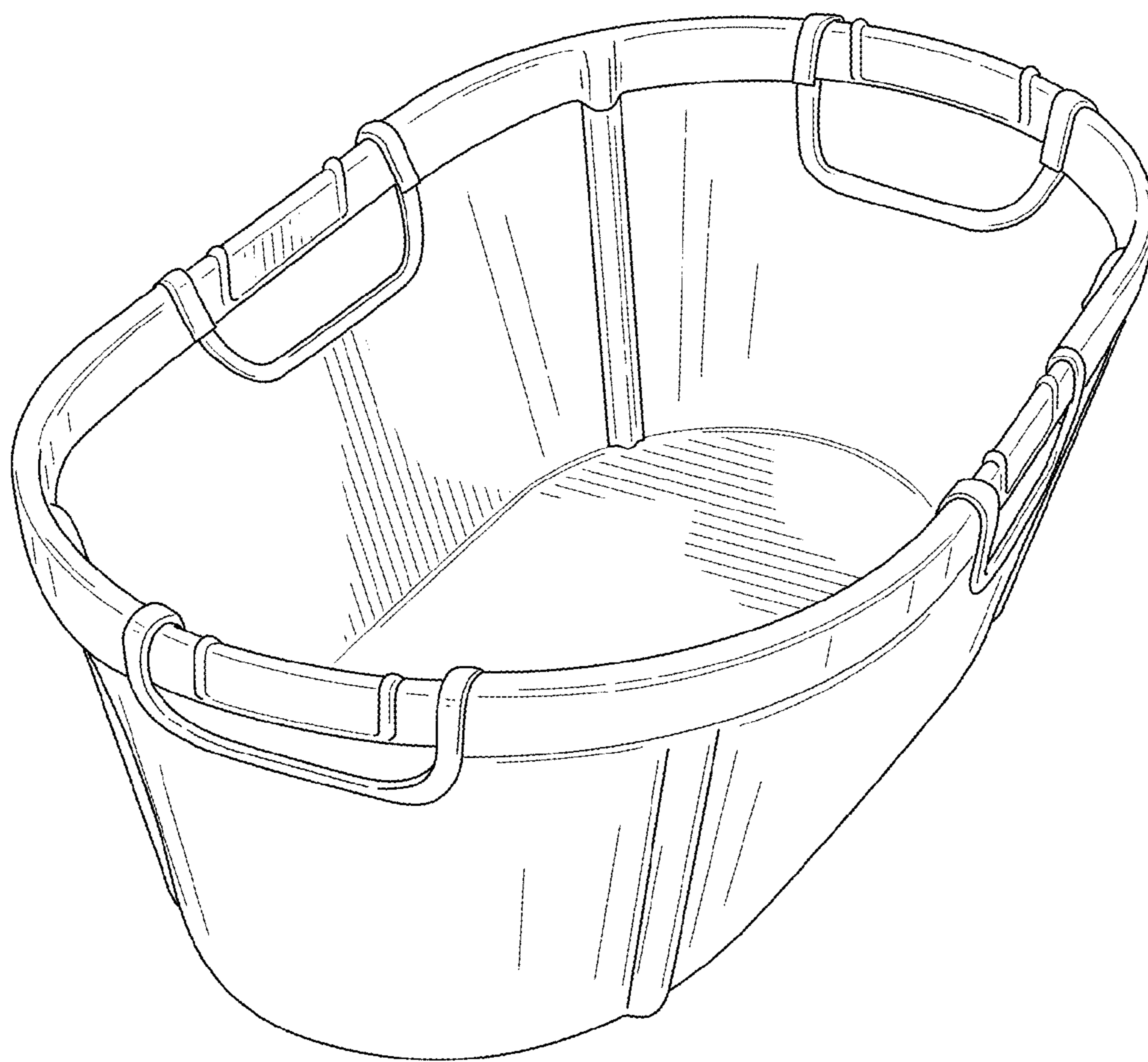


FIG. 1

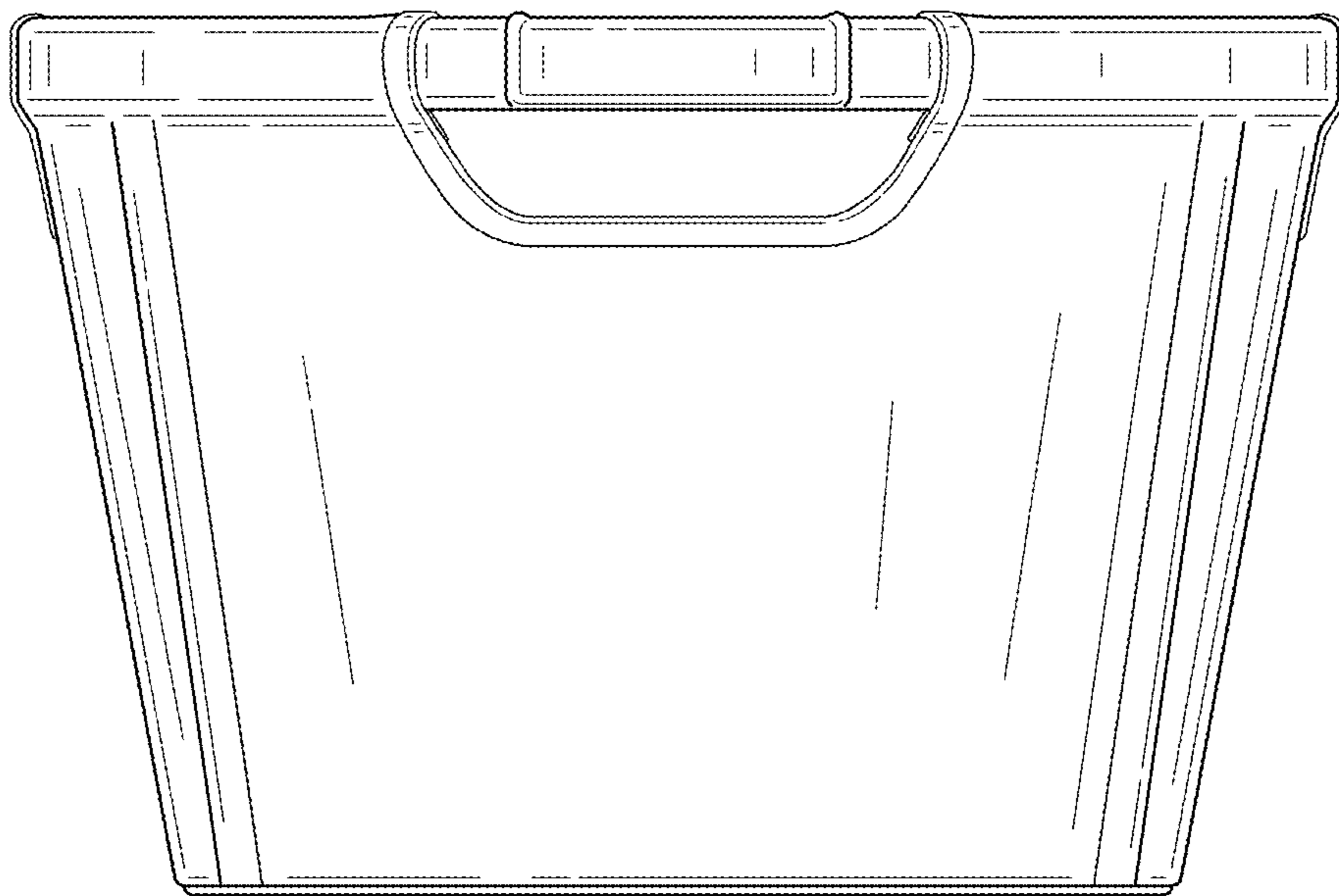


FIG. 2

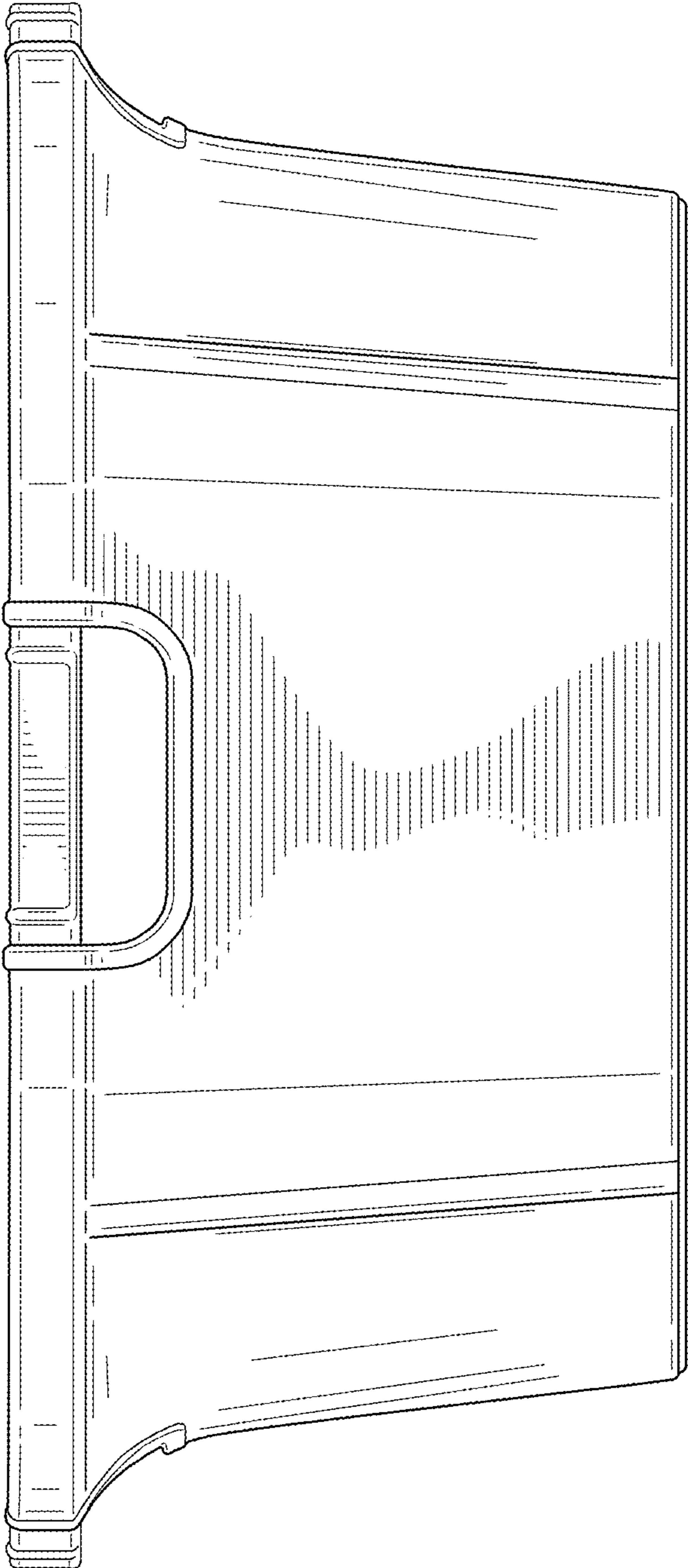


FIG. 3

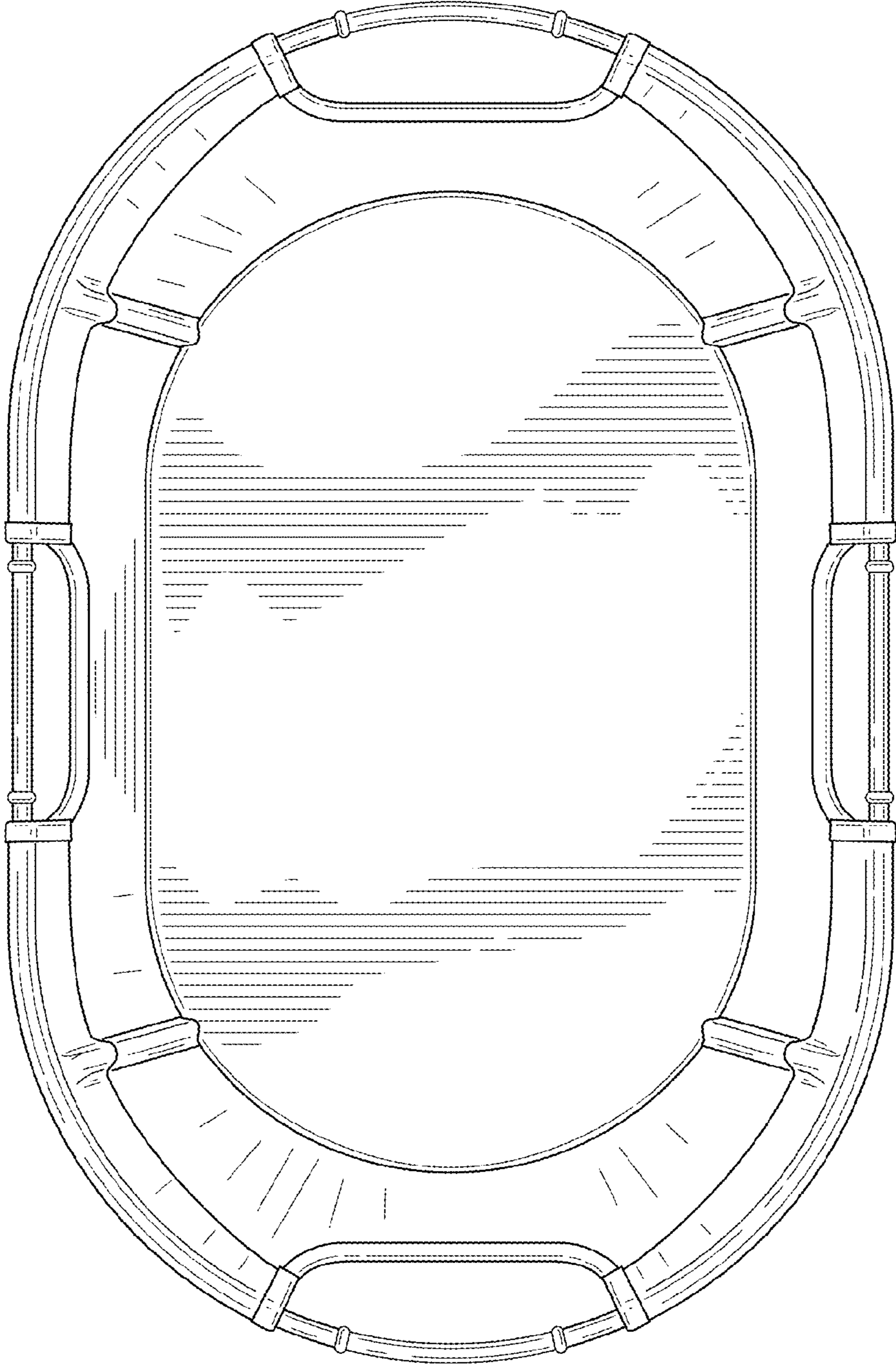


FIG. 4

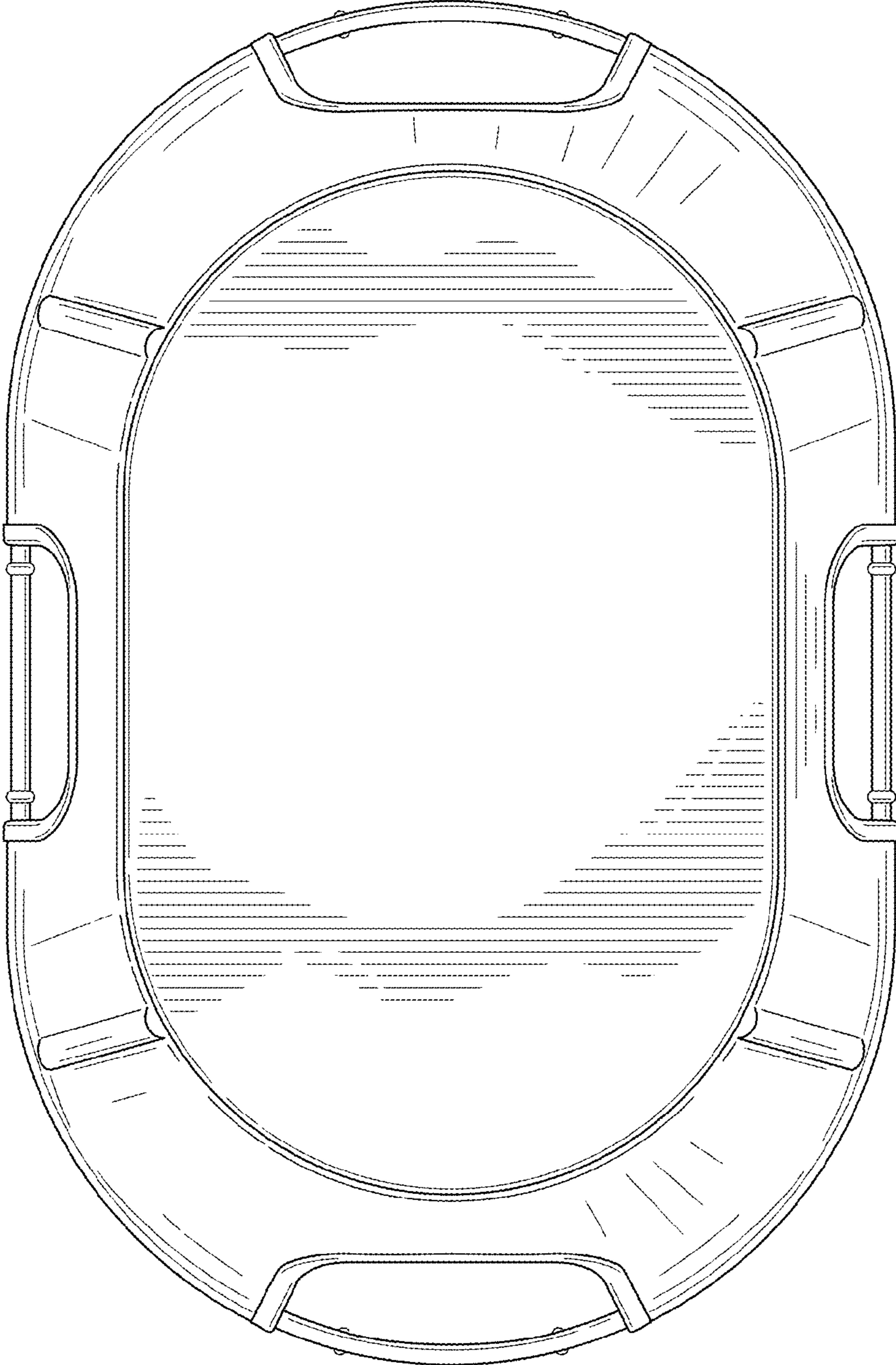


FIG. 5