

US00D690884S

(12) **United States Design Patent**
Li

(10) **Patent No.:** **US D690,884 S**

(45) **Date of Patent:** **** *Oct. 1, 2013**

(54) **ANTI-VIBRATION DIPPED GLOVE**

(75) Inventor: **Qingfeng Li**, Guangzhou (CN)

(73) Assignee: **Laborsing Safety Products Inc.**,
Guangzhou, Guangdong Province (CN)

(*) Notice: This patent is subject to a terminal disclaimer.

(**) Term: **14 Years**

(21) Appl. No.: **29/398,533**

(22) Filed: **Aug. 1, 2011**

(30) **Foreign Application Priority Data**

Mar. 9, 2011 (CN) 2011 3 0038222

(51) **LOC (9) Cl.** **02-06**

(52) **U.S. Cl.**
USPC **D29/117.2**

(58) **Field of Classification Search**
USPC D2/610, 614, 615, 616, 617, 618,
D2/619, 620, 621, 622, 623; D21/400, 807;
D28/63; D29/113, 114, 116.2, 117.1, 117.2,
D29/120.1, 122, 123; D32/40, 41, 42, 43;
2/16, 20, 21, 159, 161.1, 161.2, 161.3, 161.4,
2/161.5, 161.6, 161.7, 161.8, 168; 15/104.94,
15/227

See application file for complete search history.

(56) **References Cited**

U.S. PATENT DOCUMENTS

5,557,803 A * 9/1996 Granich et al. 2/16
D468,074 S * 1/2003 Votel D2/619
D500,396 S * 1/2005 Akagi D2/617
D514,771 S * 2/2006 Jaeger D2/623
D522,698 S * 6/2006 Yamamoto D29/117.2
D527,864 S * 9/2006 Kishihara et al. D2/617

D536,509 S * 2/2007 Lietz D2/617
D536,837 S * 2/2007 Jaeger D29/123
D552,303 S * 10/2007 Fujihana et al. D29/117.1
D555,327 S * 11/2007 Kishihara et al. D2/619
D566,377 S * 4/2008 Kishihara et al. D2/619
D569,579 S * 5/2008 Kishihara et al. D2/619
D584,859 S * 1/2009 Kishihara et al. D29/117.2
D605,377 S * 12/2009 House D2/617
D620,680 S * 8/2010 Thompson et al. D2/617
D622,030 S * 8/2010 Thompson et al. D2/617
D640,836 S * 6/2011 Sweeney et al. D29/117.2
D641,525 S * 7/2011 Sweeney et al. D29/117.2
D654,636 S * 2/2012 Li D29/117.2
8,225,427 B2 * 7/2012 Bevier 2/161.6
2008/0060115 A1 * 3/2008 Morris 2/159
2009/0126074 A1 * 5/2009 Mattesky 2/161.8
2009/0210991 A1 * 8/2009 Tutor 2/161.8
2011/0252536 A1 * 10/2011 Hendon et al. 2/160

FOREIGN PATENT DOCUMENTS

CN 301584413 * 6/2011

* cited by examiner

Primary Examiner — Karen E Eldridge Powers

(57) **CLAIM**

The ornamental design for an anti-vibration dipped glove, as shown and described.

DESCRIPTION

FIG. 1 is a front perspective view of an anti-vibration dipped glove, showing my new design.

FIG. 2 is a rear perspective view thereof.

FIG. 3 is a front elevation view thereof.

FIG. 4 is a rear elevation view thereof.

FIG. 5 is a right-side elevation view thereof.

FIG. 6 is a left-side elevation view thereof.

FIG. 7 is a top view thereof; and,

FIG. 8 is a bottom view thereof.

The broken-line oval in the wrist opening of FIG. 8 defines the bounds of the claimed design and forms no part thereof.

1 Claim, 8 Drawing Sheets

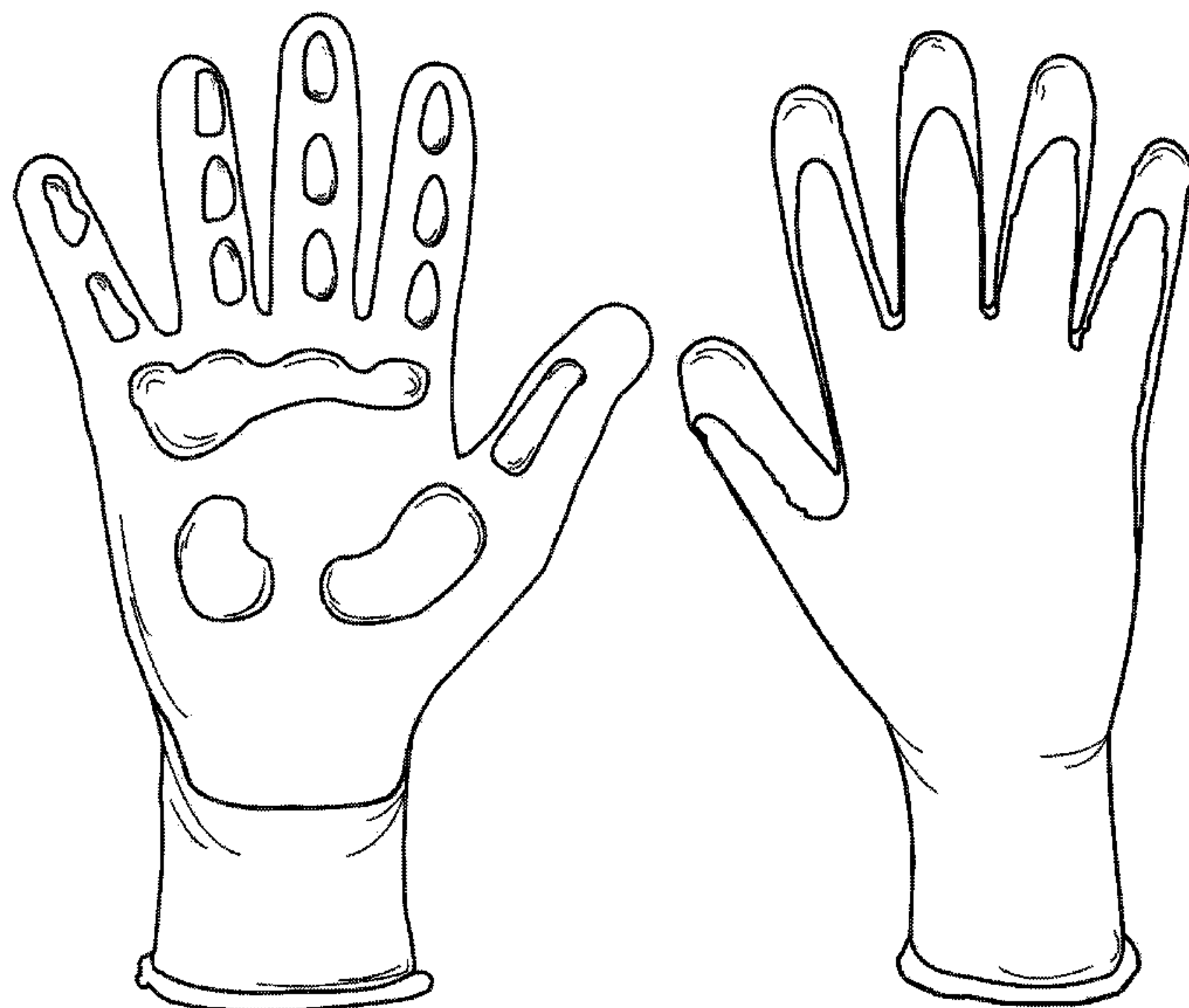




Fig. 1




Fig.2

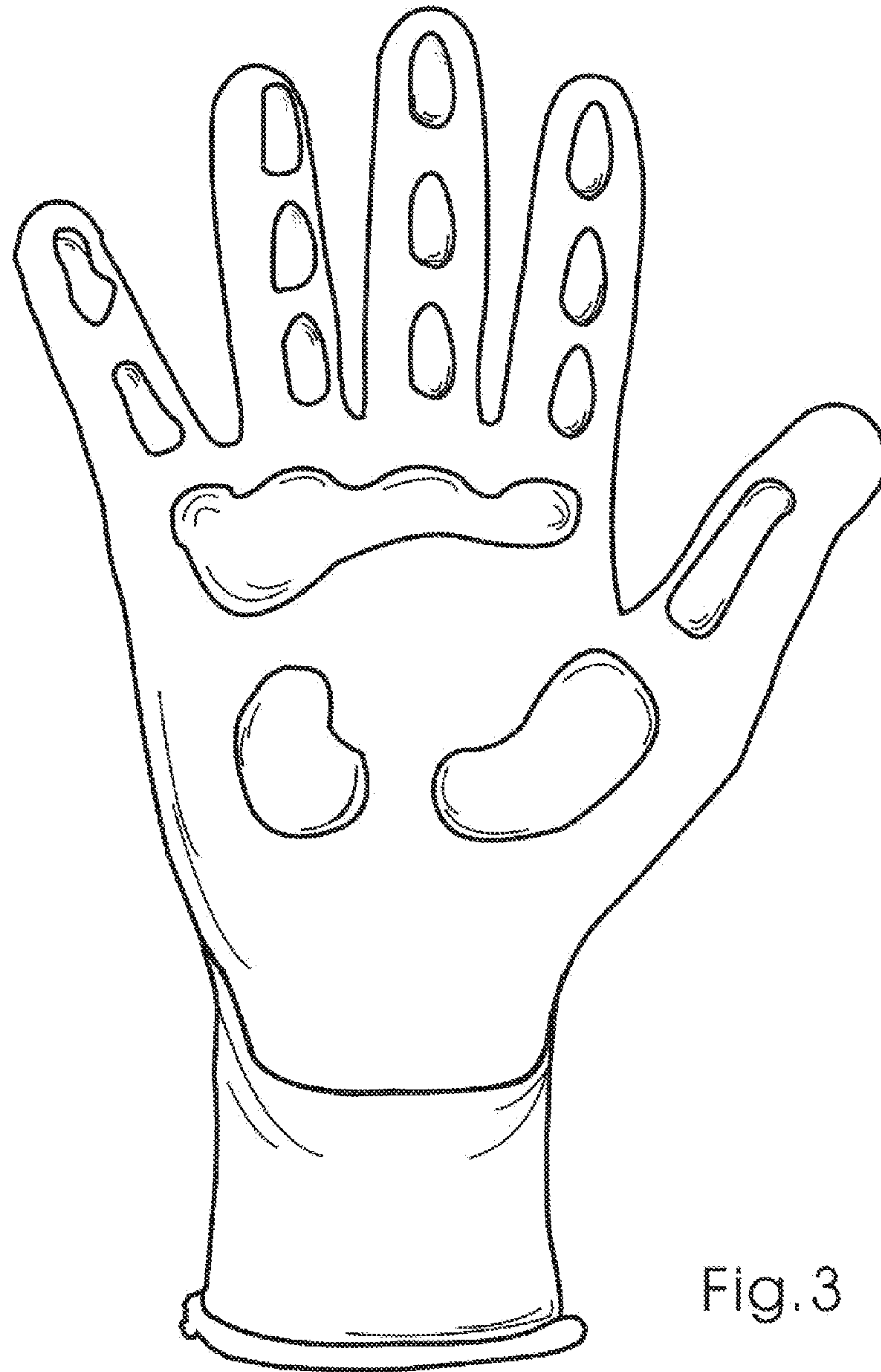


Fig. 3

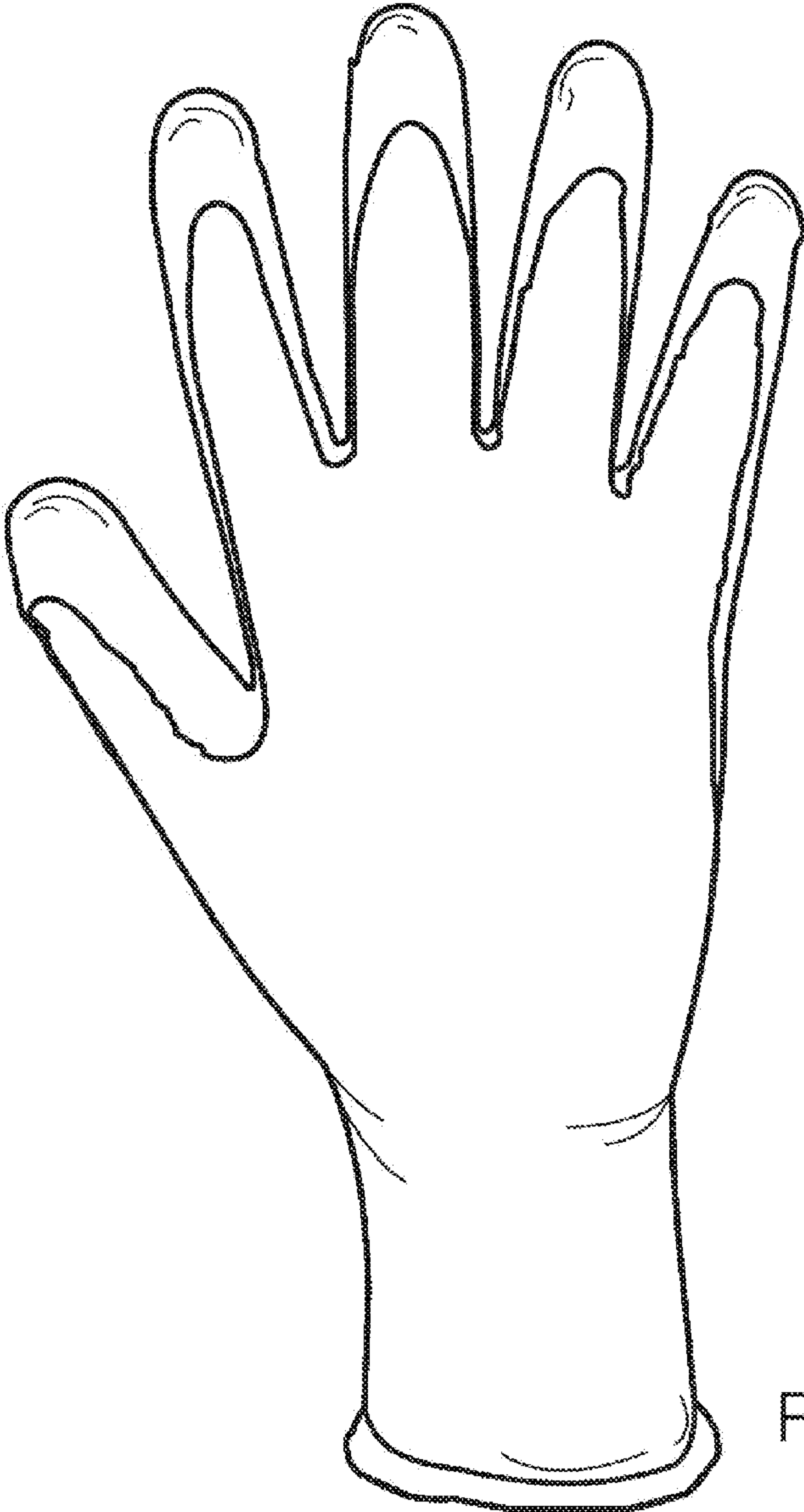


Fig.4

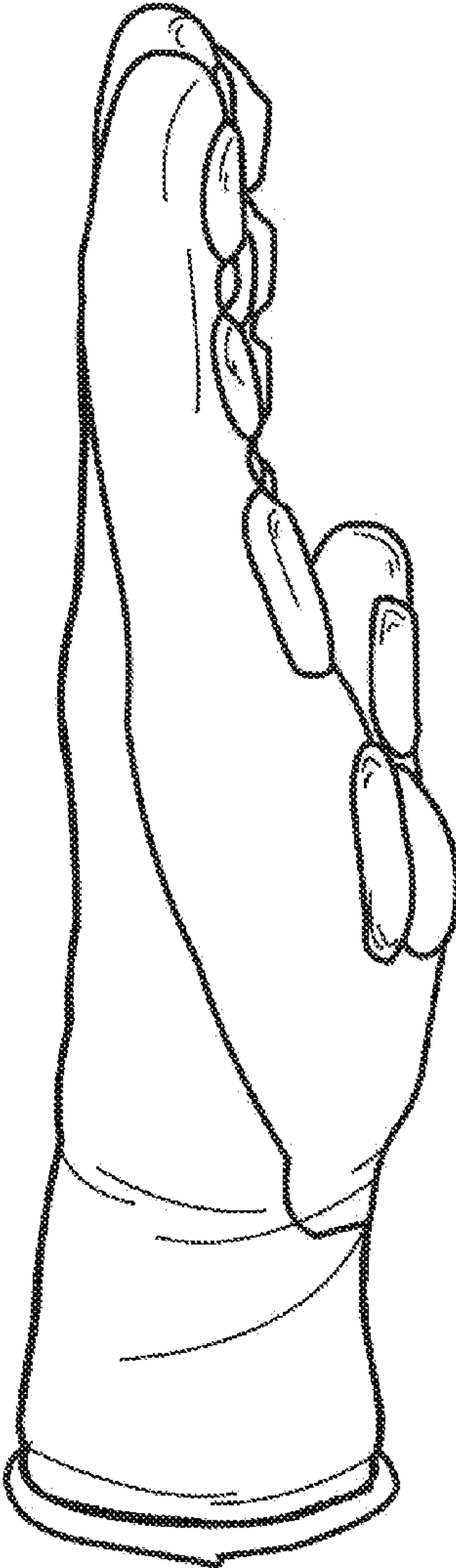


Fig. 5

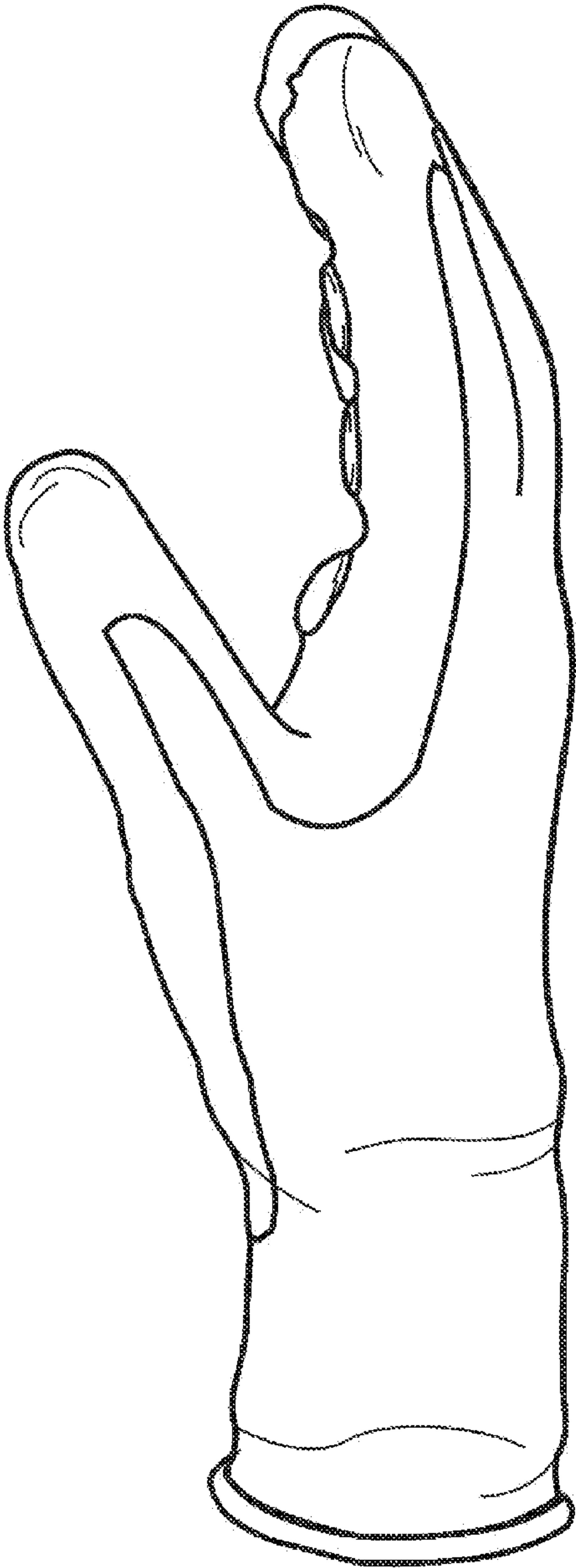


Fig. 6

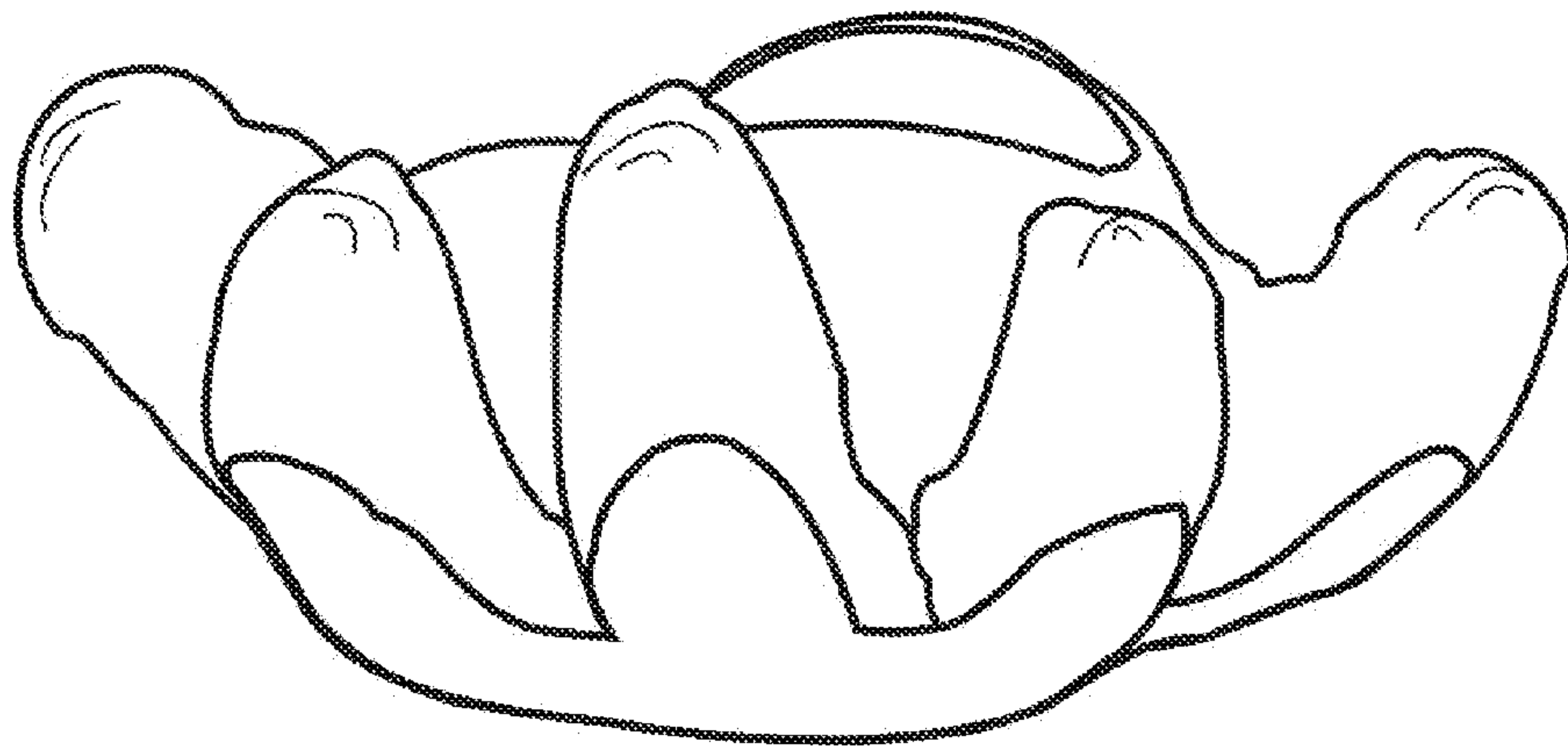


Fig. 7

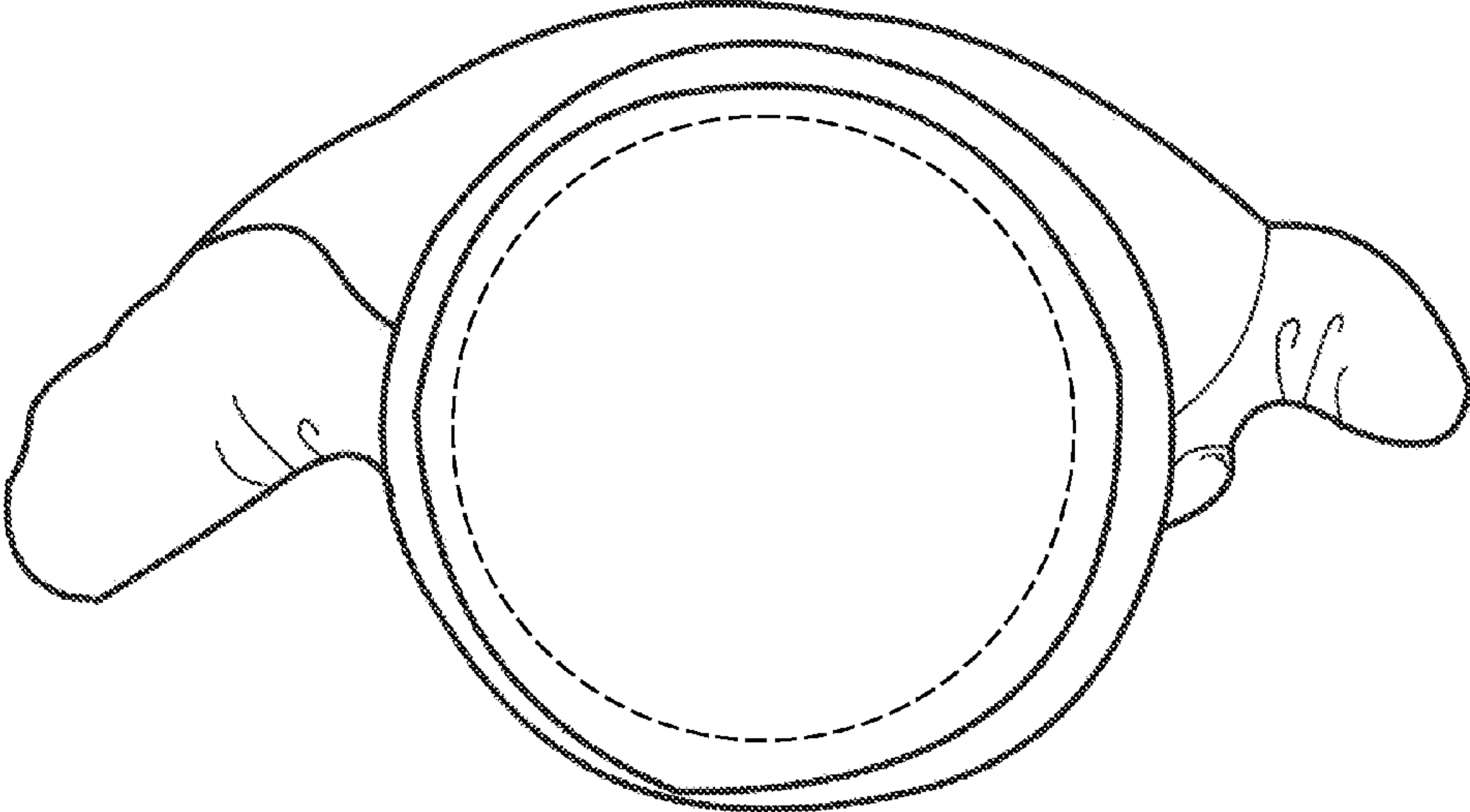


Fig. 8