



US00D690880S

(12) **United States Design Patent**
Grabes et al.

(10) **Patent No.:** **US D690,880 S**

(45) **Date of Patent:** **** Oct. 1, 2013**

(54) **SHAVER**

(56) **References Cited**

(71) Applicant: **Braun GmbH**, Kronberg (DE)

U.S. PATENT DOCUMENTS

(72) Inventors: **Oliver Grabes**, Frankfurt (DE); **Bjorn Kling**, Glashutten (DE); **Phong Duy Vu**, Schwalbach (DE); **Markus Orthey**, Mainz (DE); **Gregor Ptok**, Frankfurt (DE); **Fritz Schubert**, Bad Camberg (DE); **Bernhard Sikora**, Kelkheim (DE); **Renke Joris Thye**, Westerstede (DE); **Rory McGarry**, Frankfurt (DE)

D513,541 S	1/2006	Nishizawa	
D524,484 S	7/2006	Winkler et al.	
D551,801 S	9/2007	Ullmann et al.	
D571,957 S	6/2008	Nishizawa	
D571,960 S	6/2008	Nishizawa	
D572,408 S	7/2008	Nishizawa	
D587,849 S	3/2009	Nishizawa	
D632,434 S	2/2011	Maguire et al.	
D655,451 S	3/2012	Grabes et al.	
D668,387 S *	10/2012	Grabes et al.	D28/51
D676,602 S *	2/2013	Grabes et al.	D28/44
D677,836 S *	3/2013	Grabes et al.	D28/51
D680,271 S *	4/2013	Grabes et al.	D28/51
2009/0133264 A1	5/2009	Eichhorn et al.	
2011/0179648 A1	7/2011	Sakon et al.	

(73) Assignee: **Braun GmbH**, Kronberg (DE)

(**) Term: **14 Years**

FOREIGN PATENT DOCUMENTS

(21) Appl. No.: **29/446,598**

EM 01248447-0001 1/2011

(22) Filed: **Feb. 26, 2013**

* cited by examiner

Related U.S. Application Data

(62) Division of application No. 29/399,838, filed on Aug. 19, 2011, now Pat. No. Des. 680,271.

Primary Examiner — Jennifer Rivard

(74) *Attorney, Agent, or Firm* — David K Mettheis; Kim W Zerby

(30) **Foreign Application Priority Data**

Feb. 24, 2011 (WO) 589146201

(51) **LOC (9) Cl.** **28-03**

(52) **U.S. Cl.**
USPC **D28/51**

(58) **Field of Classification Search**
USPC 30/32, 34.05, 34.1–34.2, 30–31,
30/43–43.92, 44–45, 47–51, 77–84, 526–541,
30/346.5–346.61, 194–196, 198–205, 208–216,
30/233–233.5; D28/44–44.1, 45–54

See application file for complete search history.

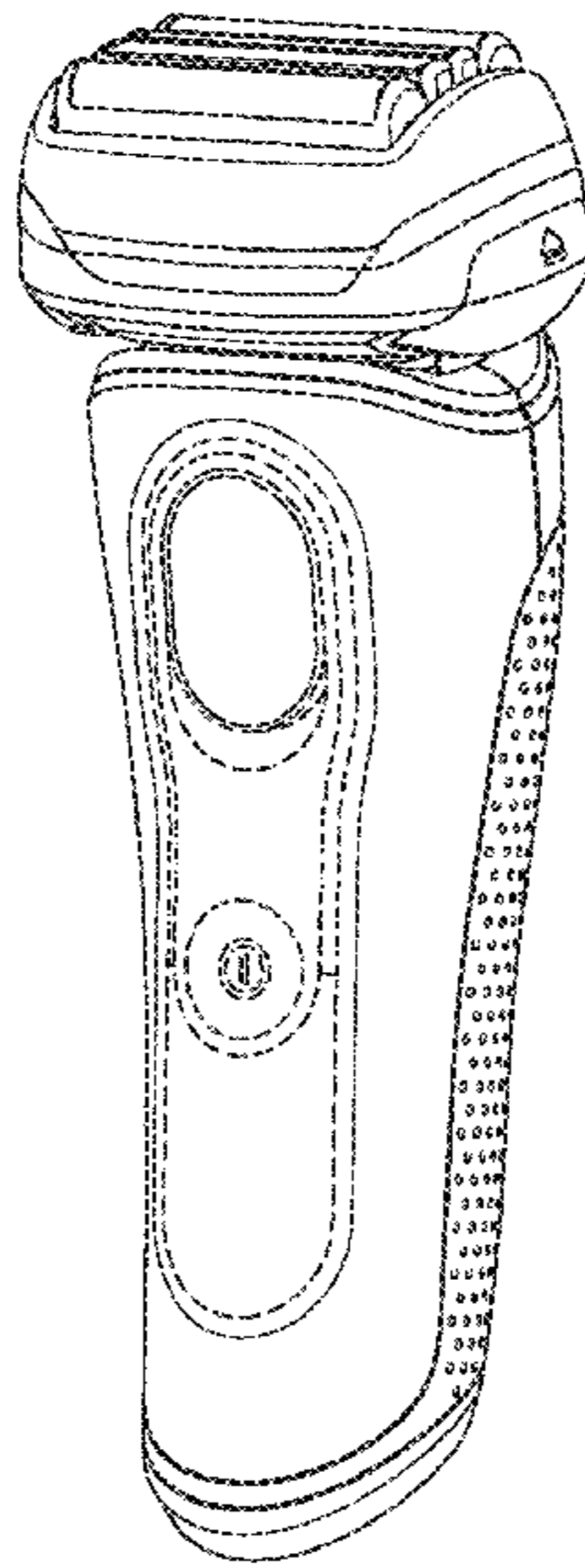
(57) **CLAIM**

The ornamental design for a shaver, as shown and described.

DESCRIPTION

FIG. 1 is a perspective view of a shaver;
FIG. 2 is a front view thereof;
FIG. 3 is a right side view thereof;
FIG. 4 is a rear view thereof;
FIG. 5 is a left side view thereof;
FIG. 6 is a top plan view thereof; and,
FIG. 7 is a bottom view thereof.
The broken lines shown in the drawings illustrate portions of the article and form no part of the claimed design.

1 Claim, 7 Drawing Sheets



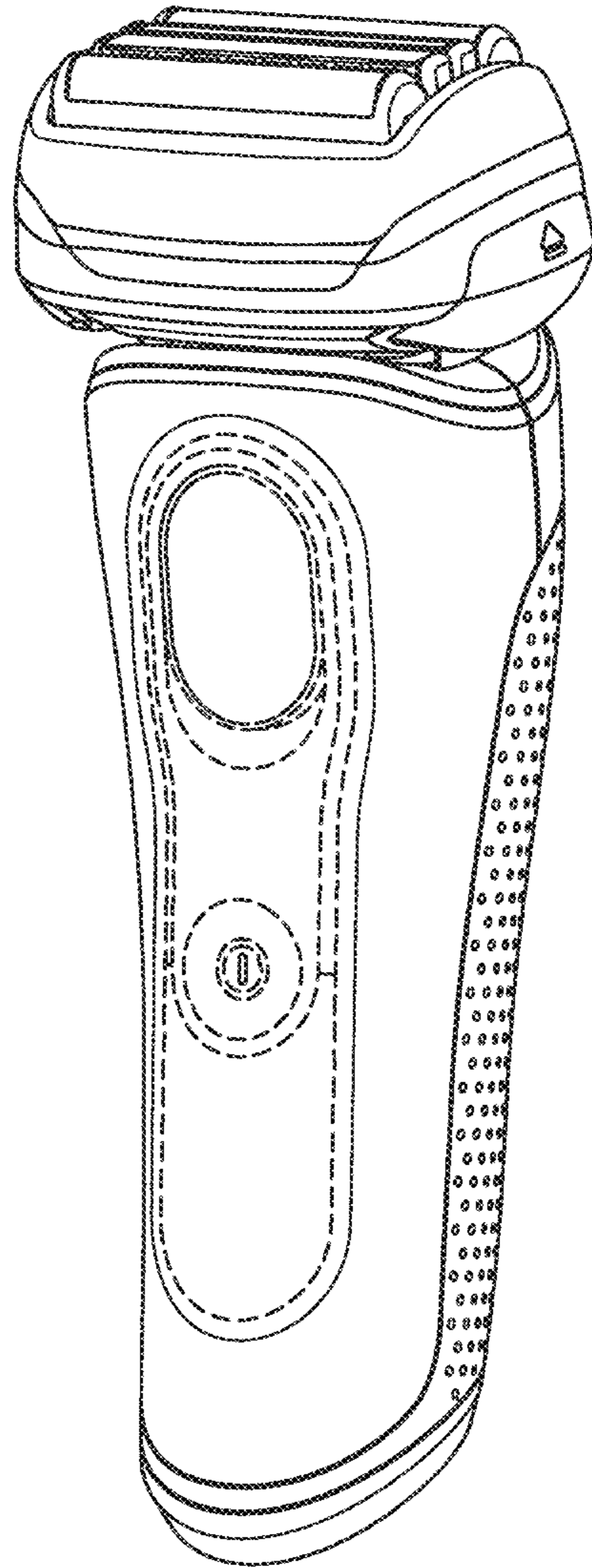


Fig. 1

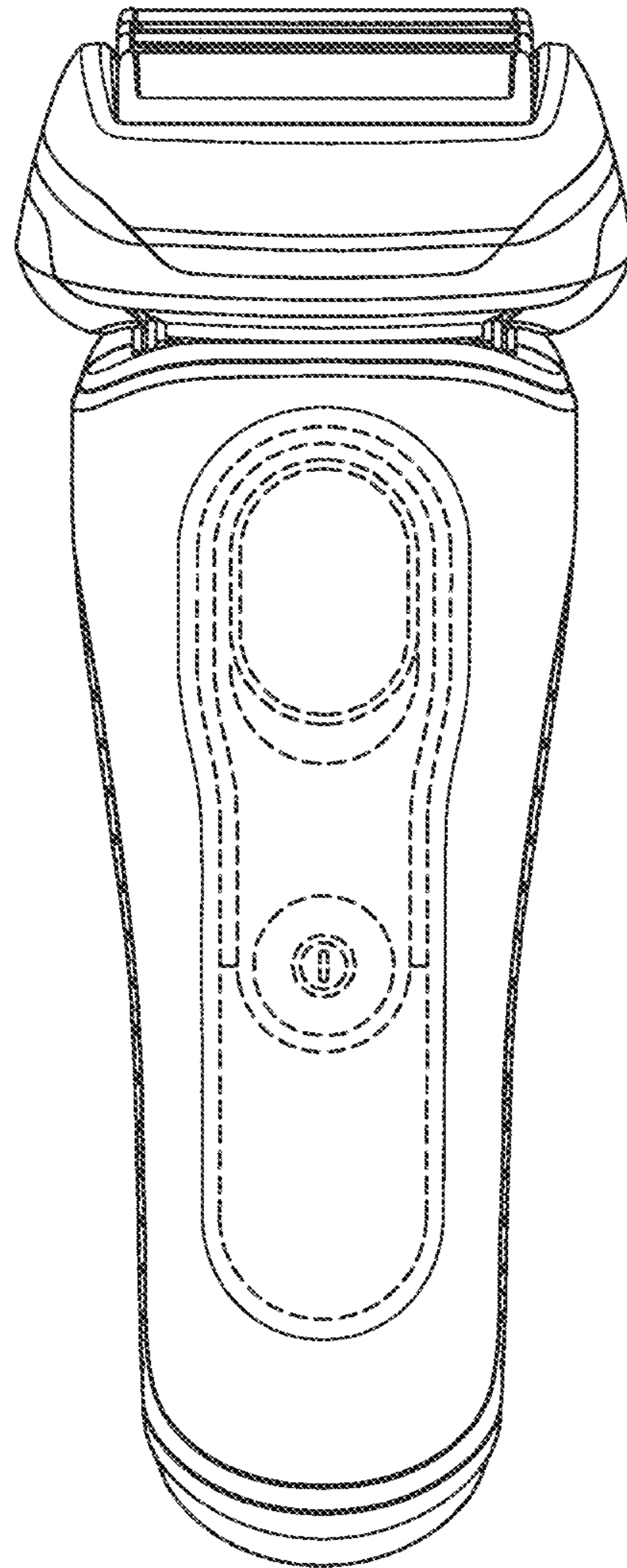


Fig. 2

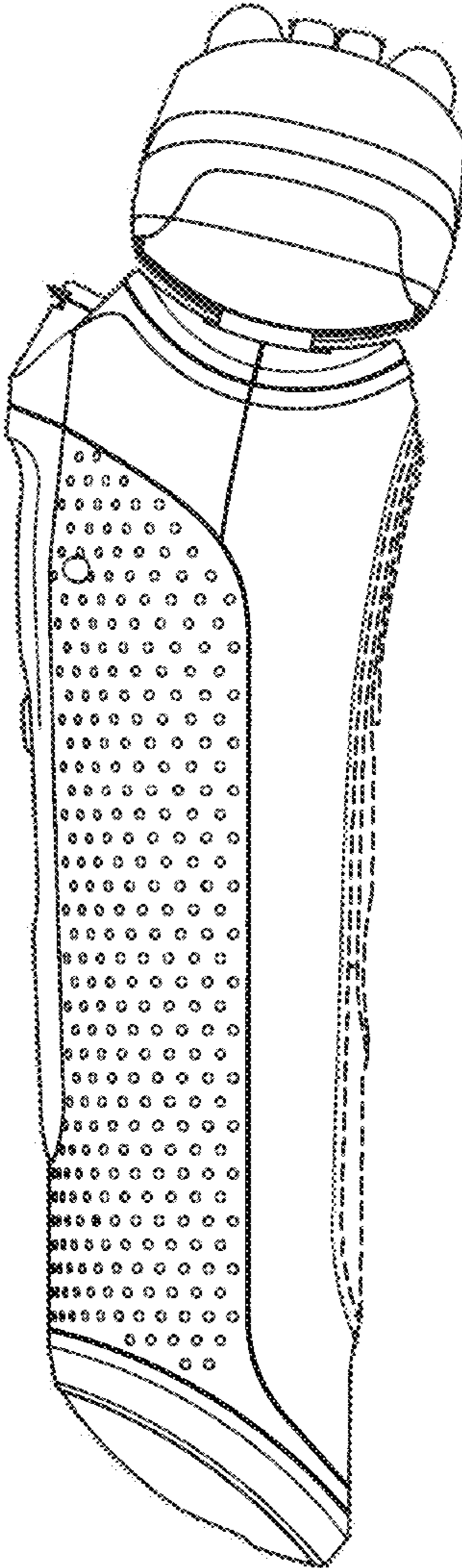


Fig. 3

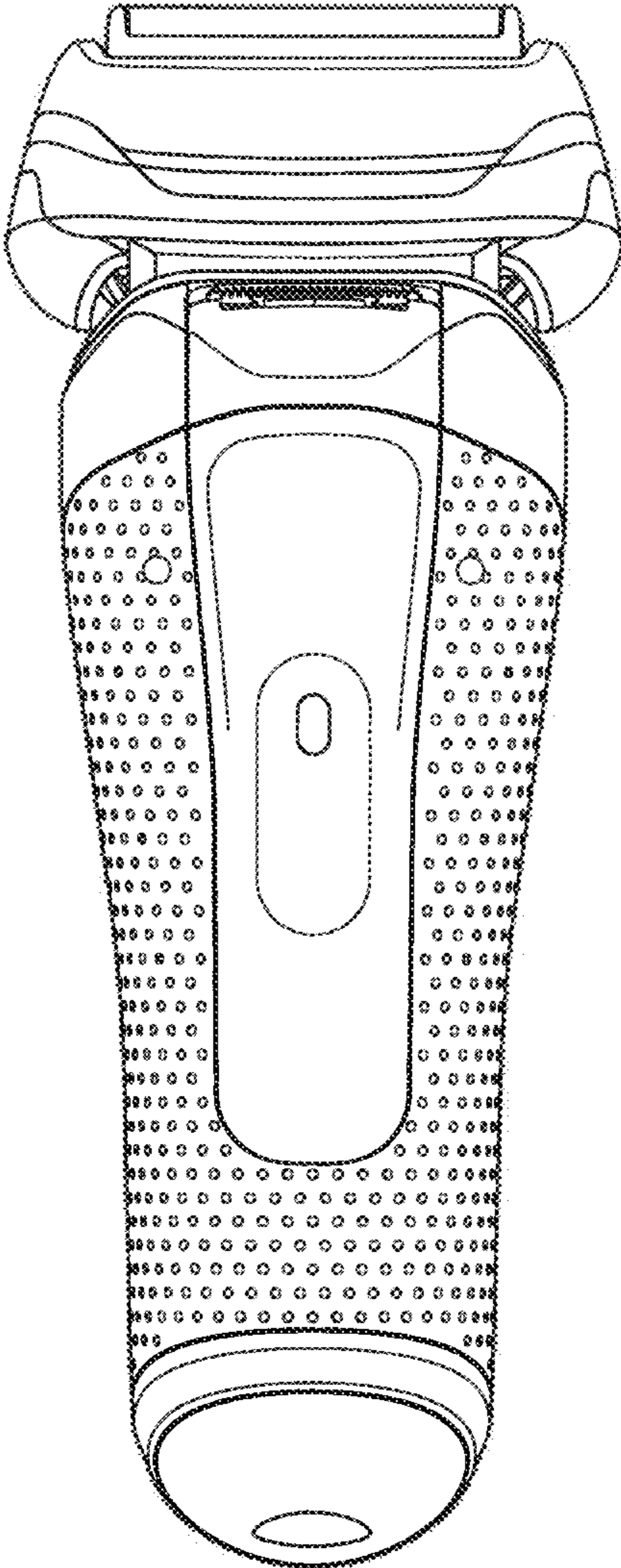


Fig. 4

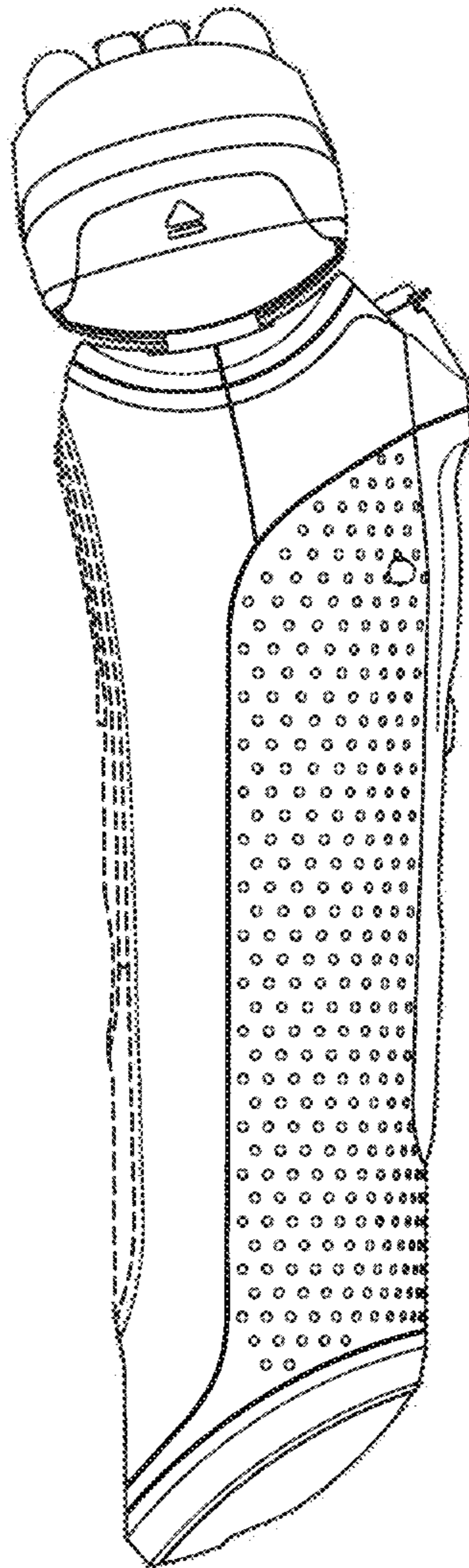


Fig. 5

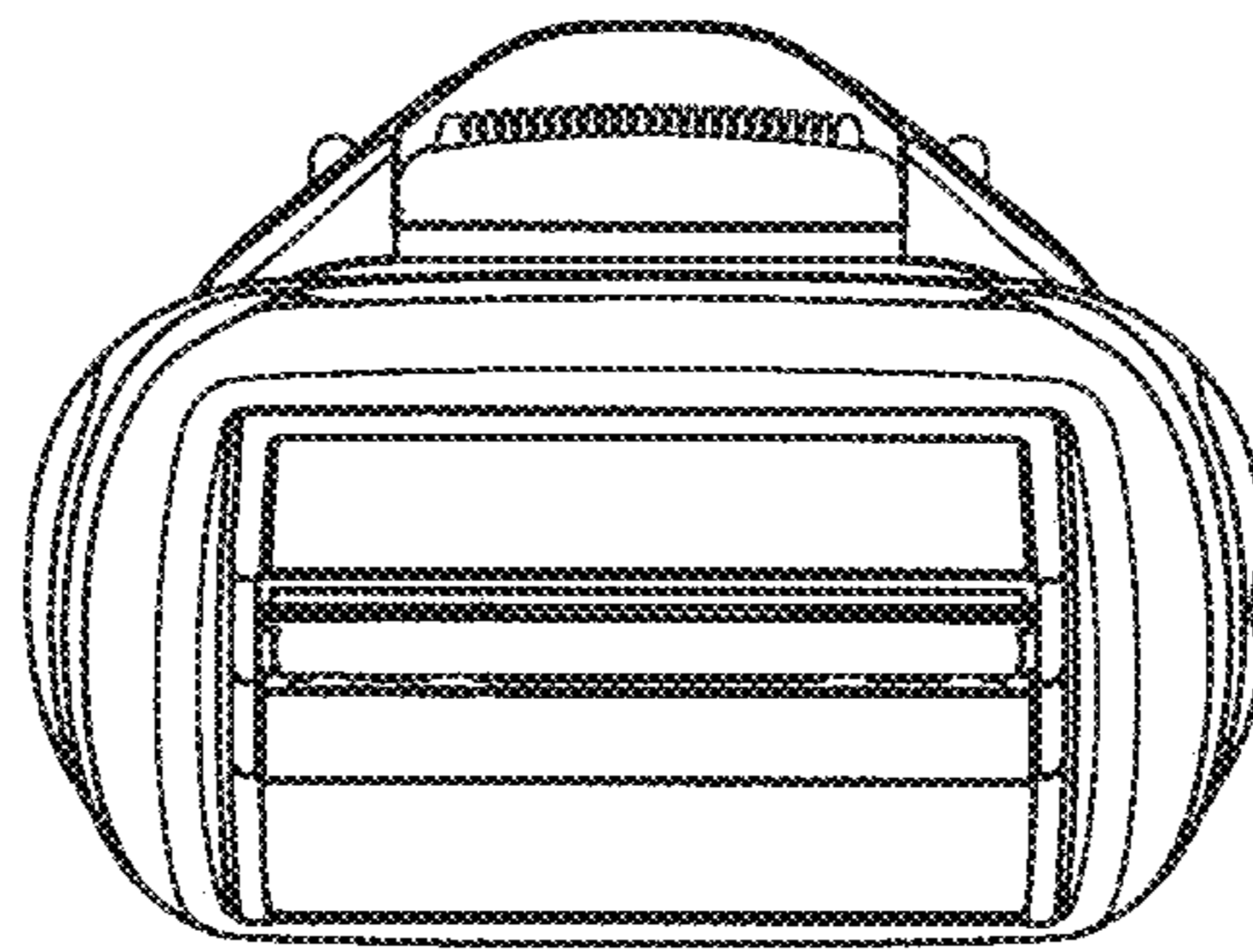


Fig. 6

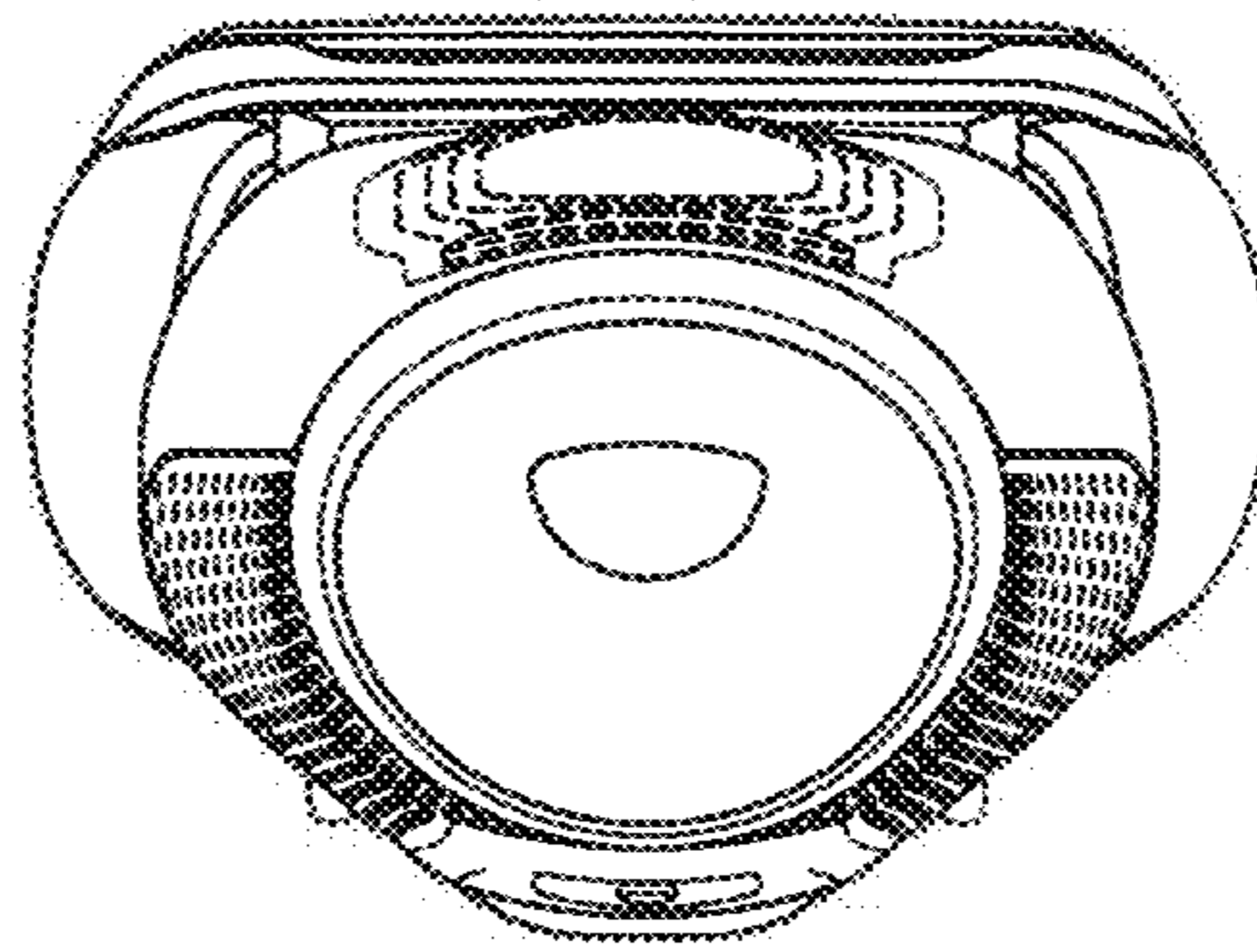


Fig. 7