



US00D690879S

(12) **United States Design Patent**
Stewart

(10) **Patent No.:** **US D690,879 S**
(45) **Date of Patent:** **** Oct. 1, 2013**

(54) **HAIR CLIP**
(75) Inventor: **Connie Stewart**, Scottsboro, AL (US)
(73) Assignee: **Rust Innovations, LLC**, Scottsboro, AL (US)
(**) Term: **14 Years**
(21) Appl. No.: **29/428,716**
(22) Filed: **Aug. 2, 2012**

1,533,380 A 4/1925 Burkhart
1,795,598 A 3/1931 Fulton
2,428,985 A 10/1947 O'Neill
2,454,642 A 11/1948 Finman
2,496,487 A 2/1950 Moses
2,509,658 A 5/1950 Wallace
2,649,763 A 8/1953 Buergi-Schenk
3,055,377 A 9/1962 Guinett et al.
3,120,852 A 2/1964 Sawyer
3,645,278 A 2/1972 Abraham
4,522,215 A 6/1985 Verducci
5,174,312 A 12/1992 Adams

(Continued)

Related U.S. Application Data

(63) Continuation-in-part of application No. 29/416,003, filed on Mar. 16, 2012, now Pat. No. Des. 667,997.
(51) **LOC (9) Cl.** **28-03**
(52) **U.S. Cl.**
USPC **D28/42; D28/27**
(58) **Field of Classification Search**
USPC D28/21-34, 39-43; 132/101, 126, 132/128-131, 144, 148, 219, 275-284
See application file for complete search history.

FOREIGN PATENT DOCUMENTS

NL 1001705 9/1996

OTHER PUBLICATIONS

The New Bandette Comb, LOC-A-LOC, Inc., found at <http://www.localoc.net/id55.html>, printed on Aug. 5, 2009.

Primary Examiner — Zenia Bennett

(74) *Attorney, Agent, or Firm* — Rahman LLC

(57) **CLAIM**

The ornamental design for a hair clip, as shown and described.

(56) **References Cited**


U.S. PATENT DOCUMENTS

169,578 A 11/1875 Poppenhusen
673,098 A 4/1901 Tissier
694,934 A 3/1902 Machado
794,479 A 7/1905 Austin
840,681 A 1/1907 Becker
849,766 A 4/1907 Baker
902,317 A 10/1908 Nichols
930,195 A 8/1909 Kohn
941,586 A 11/1909 Purdy
1,052,310 A 2/1913 Burlando
1,182,242 A 5/1916 Bennett
1,241,960 A 10/1917 Gould
1,386,296 A 8/1921 Wessa

DESCRIPTION

FIG. 1 is a front perspective view of a hair clip;
FIG. 2 is a front view thereof;
FIG. 3 is a left side view thereof;
FIG. 4 is a right side view thereof;
FIG. 5 is a rear view thereof;
FIG. 6 is a top view thereof;
FIG. 7 is an angled top view thereof;
FIG. 8 is another angled top view thereof; and,
FIG. 9 is yet another angled top view thereof.

1 Claim, 3 Drawing Sheets



(56)

References Cited

U.S. PATENT DOCUMENTS

5,284,167 A 2/1994 Gill
 5,335,680 A 8/1994 Moore
 5,533,533 A 7/1996 Shing
 5,597,000 A 1/1997 Gerber
 5,634,480 A 6/1997 Lu
 5,666,982 A 9/1997 Pignon
 5,690,128 A 11/1997 Grimes
 5,694,956 A 12/1997 Grinszpan
 5,816,267 A 10/1998 Chou
 5,890,497 A 4/1999 Tsai
 5,896,862 A 4/1999 Hwang
 6,035,499 A 3/2000 Ninomiya
 6,050,272 A 4/2000 Droin
 6,186,151 B1 2/2001 Newlin
 6,267,119 B1 7/2001 Silva
 6,267,120 B1 7/2001 Serignat
 6,439,242 B1 8/2002 Head

6,578,585 B1 6/2003 Stachowski
 6,612,312 B2 9/2003 Silva
 D511,863 S 11/2005 Lau
 7,013,900 B2 3/2006 Silva
 7,373,940 B1 5/2008 Lloyd
 D590,994 S 4/2009 Hsu
 D605,361 S 12/2009 Hsu
 D605,814 S 12/2009 Hsu
 D627,928 S 11/2010 Hsu
 D674,136 S * 1/2013 Stewart D28/42
 D674,542 S * 1/2013 Stewart D28/42
 D674,543 S * 1/2013 Stewart D28/42
 D674,544 S * 1/2013 Stewart D28/42
 D683,073 S * 5/2013 Stewart D28/42
 2004/0103911 A1 6/2004 Salvero
 2005/0199255 A1 9/2005 Silva
 2008/0127991 A1 6/2008 Moreland
 2008/0216862 A1 9/2008 Silva
 2008/0302382 A1 12/2008 Wang

* cited by examiner

FIG. 1

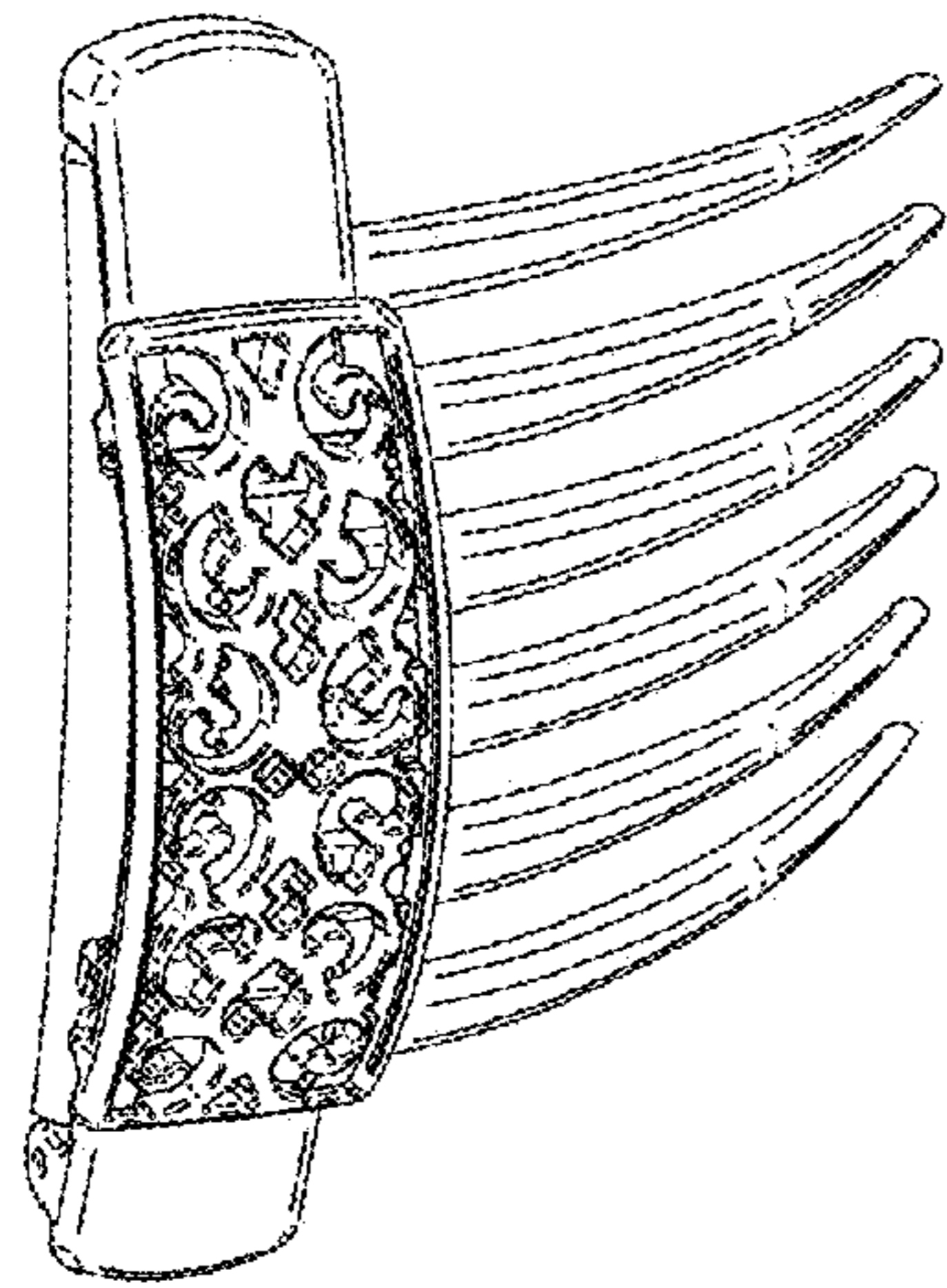


FIG. 2

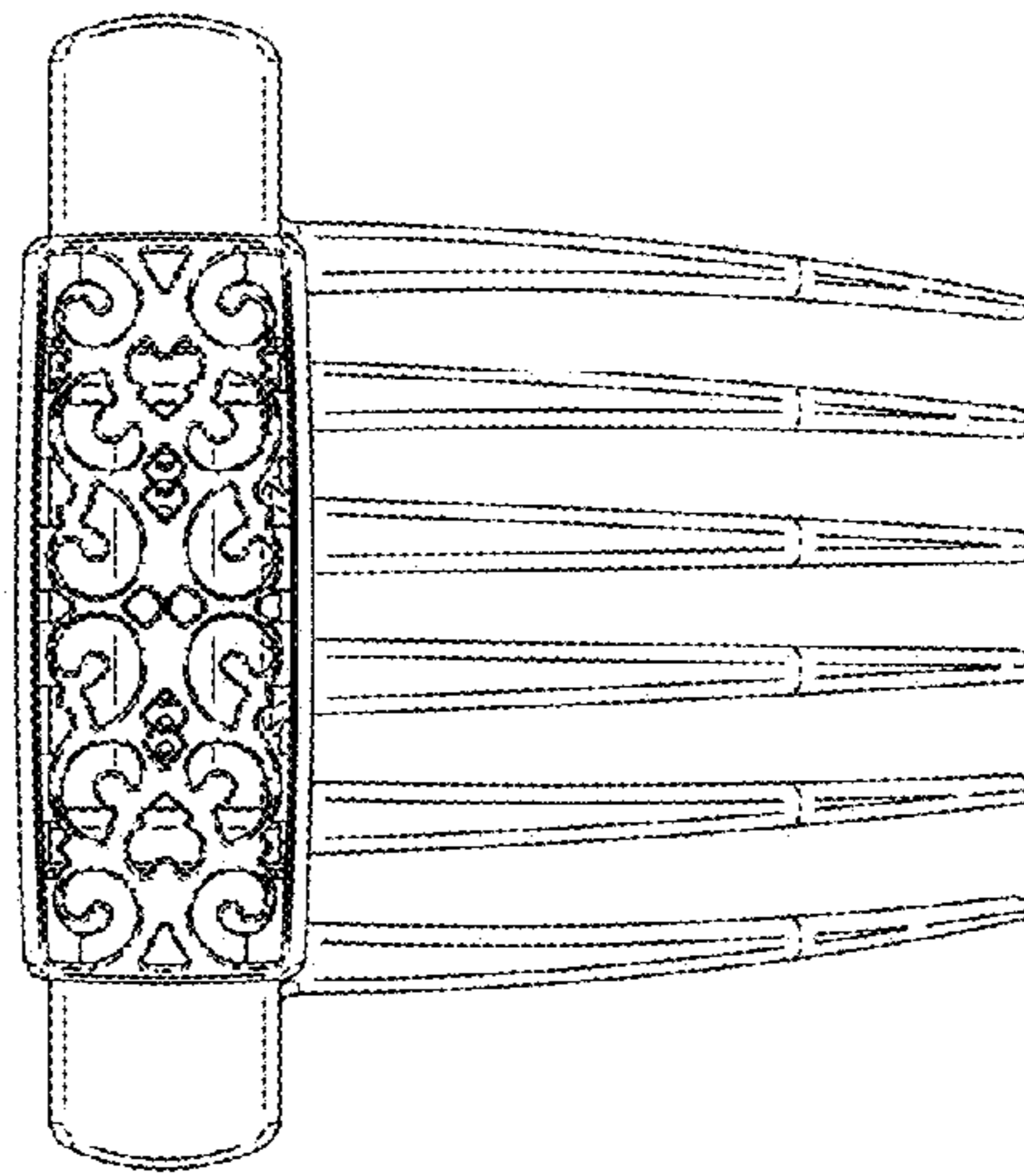


FIG. 3 FIG. 4

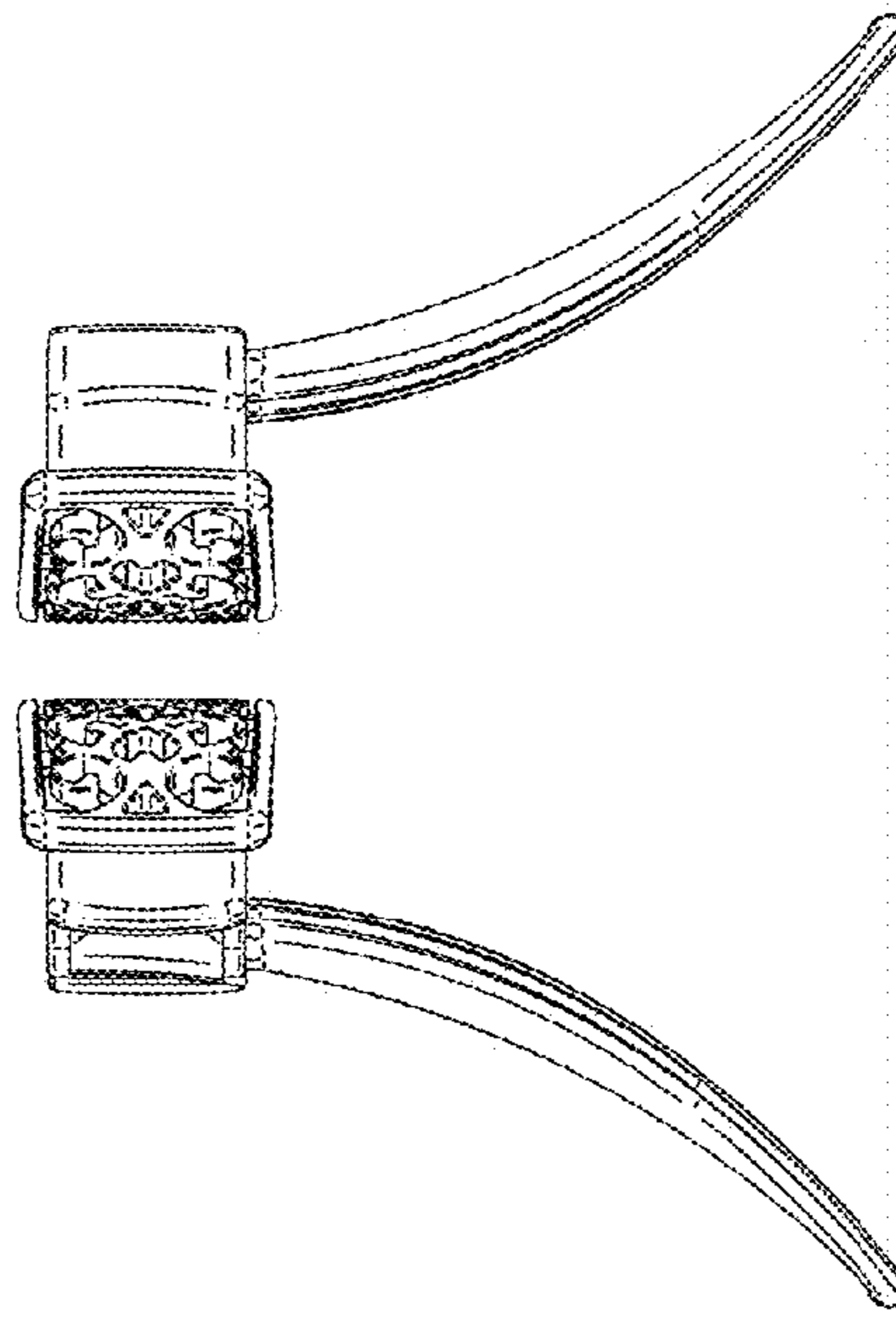


FIG. 5

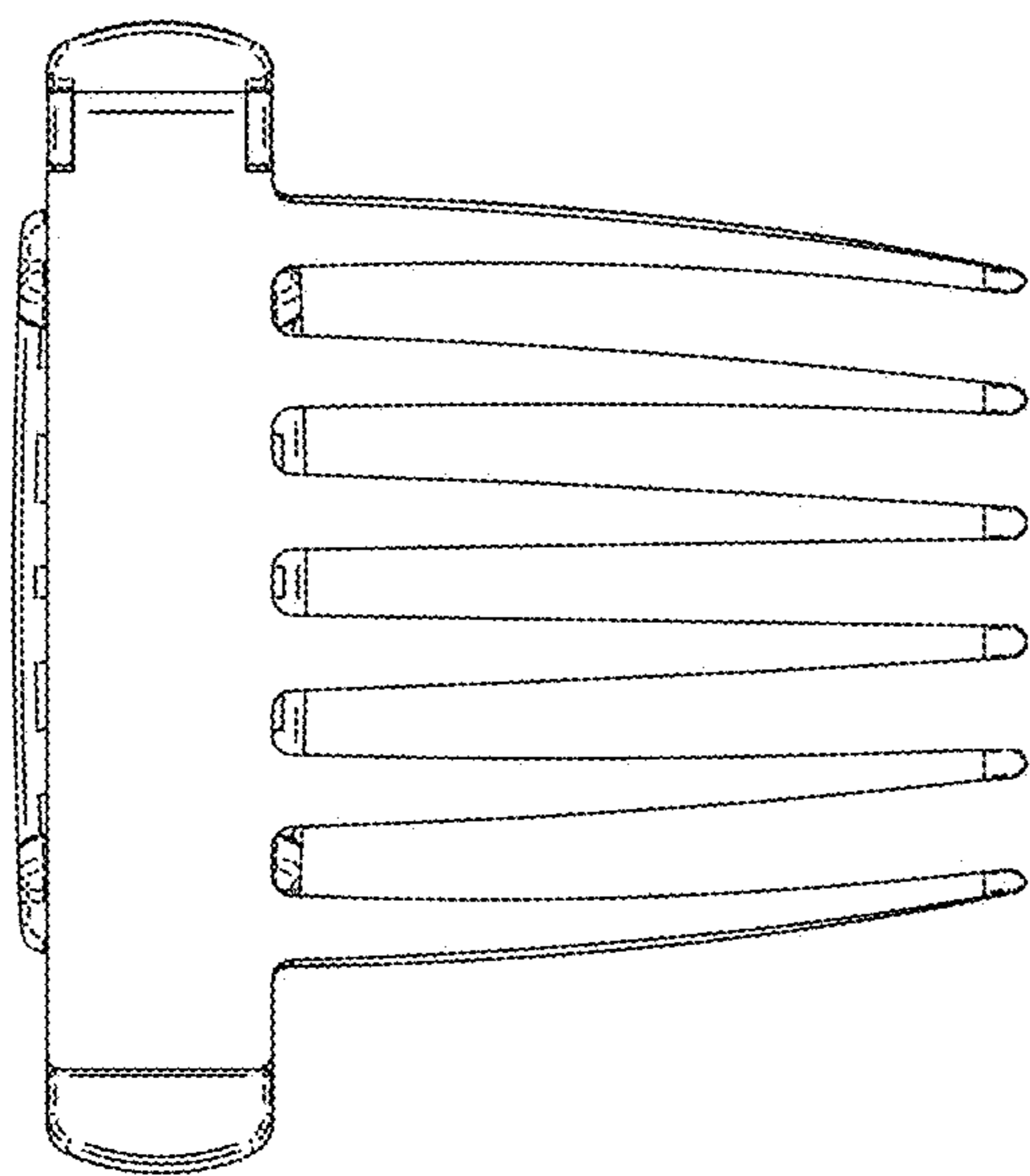


FIG. 6

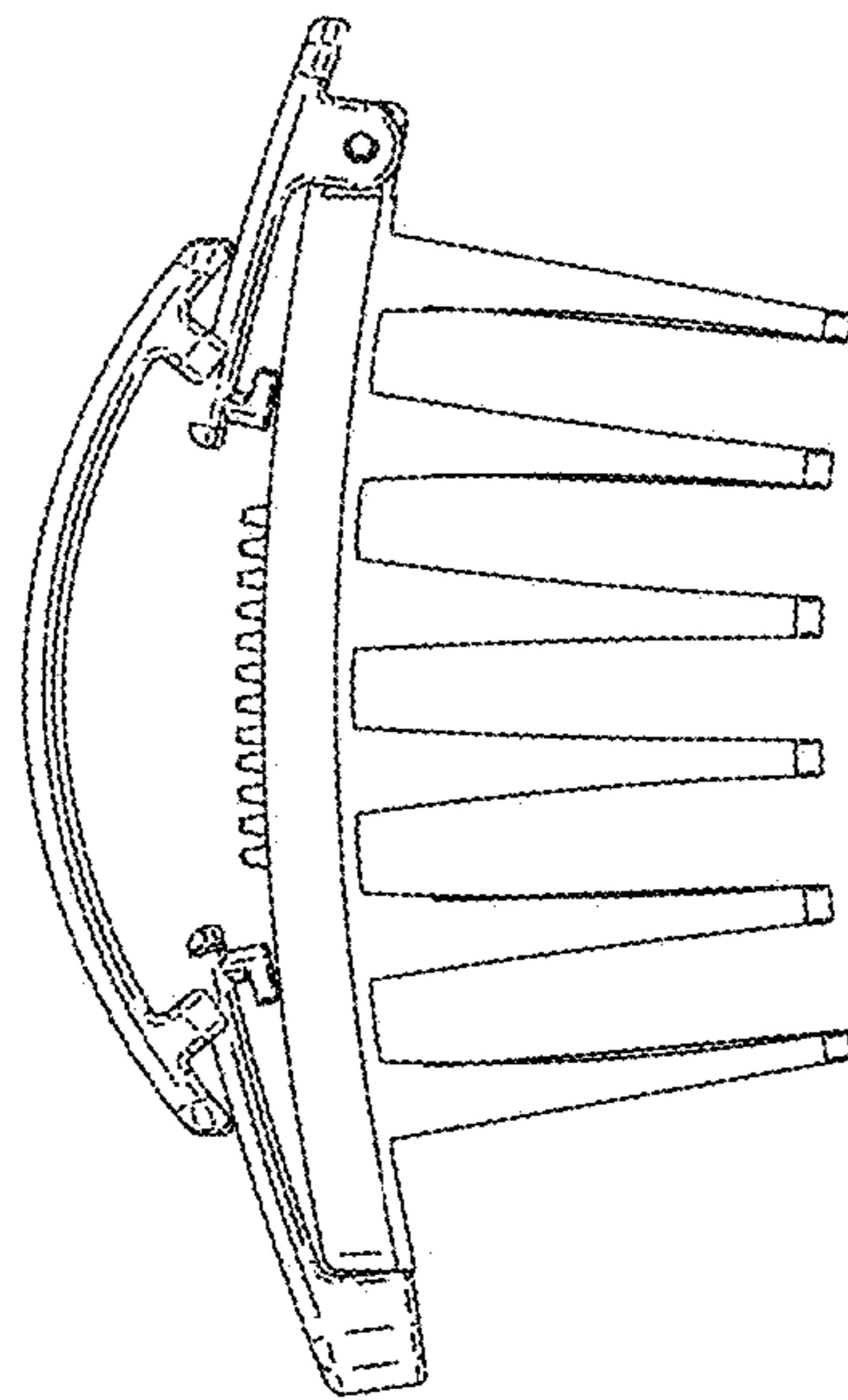


FIG. 7

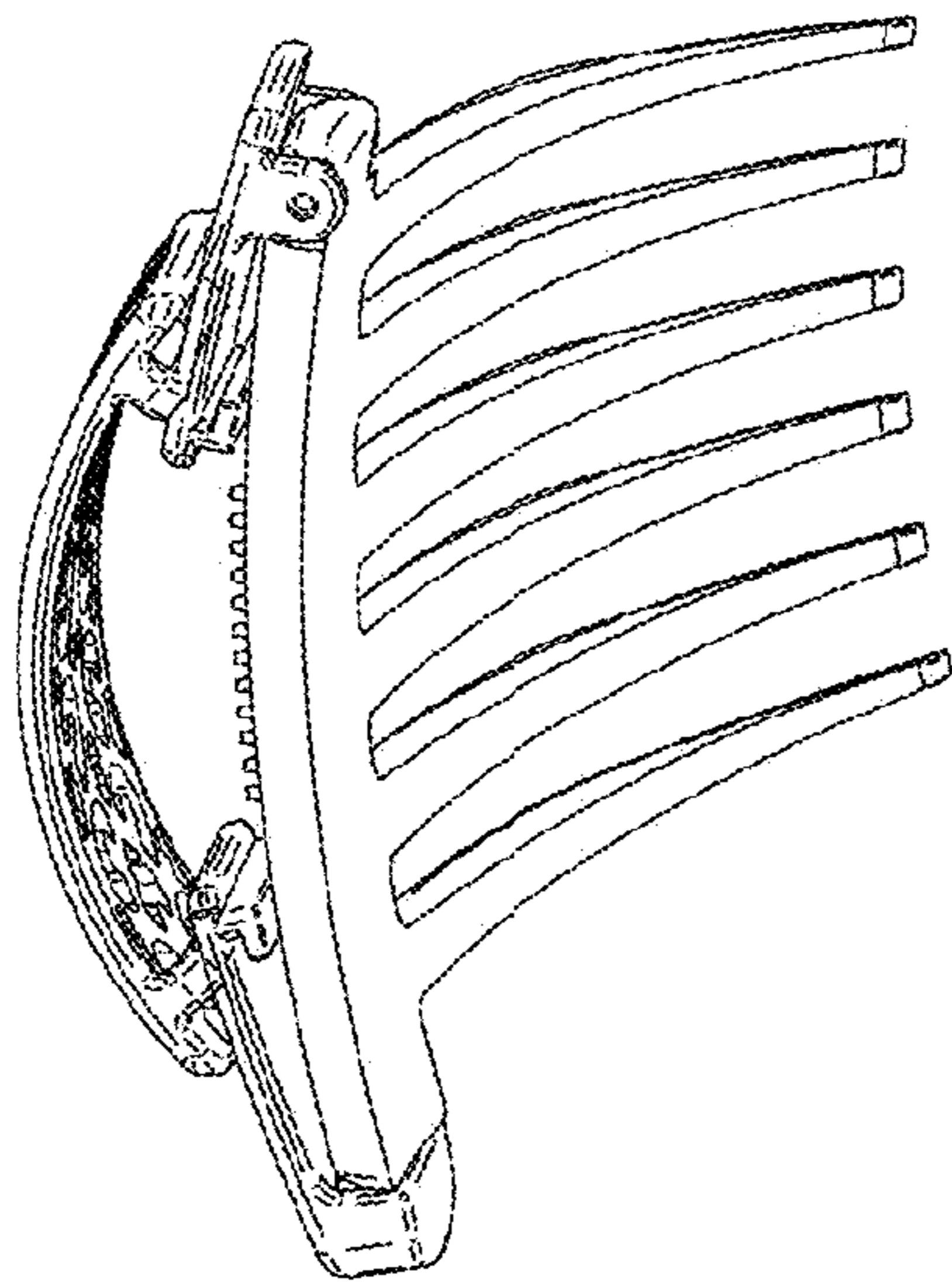


FIG. 8

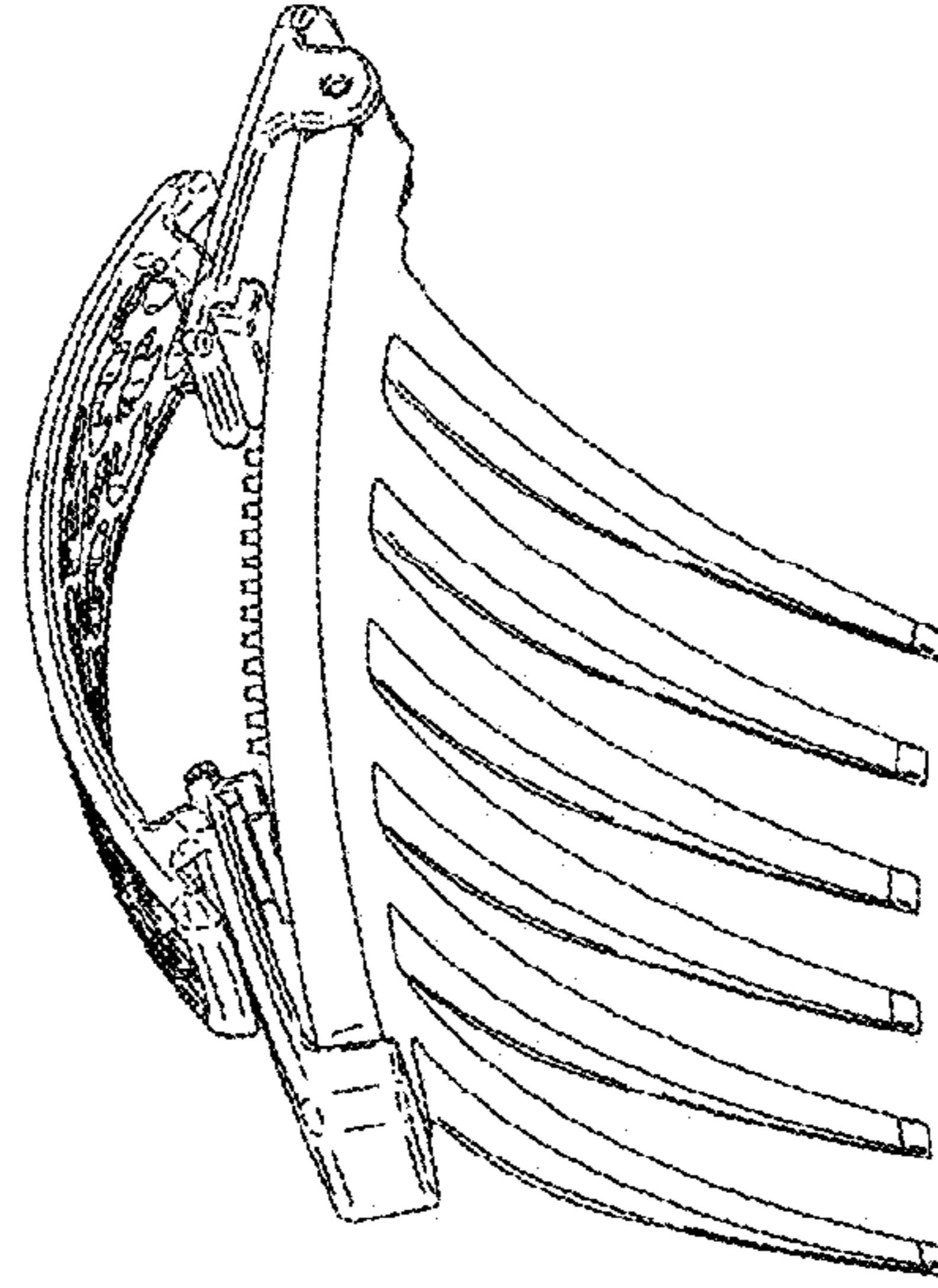


FIG. 9

