

US00D690877S

(12) **United States Design Patent**
Lim et al.

(10) **Patent No.:** **US D690,877 S**
(45) **Date of Patent:** **** Oct. 1, 2013**

(54) **ADJUSTABLE COSMETIC APPLICATOR**

(71) Applicant: **HCT Packaging, Inc.**, Bridgewater, NJ
(US)

(72) Inventors: **Cindy Sean Yuei Lim**, Santa Monica,
CA (US); **Christopher John Tarling**,
New York, NY (US)

(73) Assignee: **HCT Packaging, Inc.**, Bridgewater, NJ
(US)

(**) Term: **14 Years**

(21) Appl. No.: **29/451,313**

(22) Filed: **Mar. 29, 2013**

Related U.S. Application Data

(63) Continuation of application No. 13/217,095, filed on
Aug. 24, 2011.

(51) **LOC (9) Cl.** **28-02**

(52) **U.S. Cl.**
USPC **D28/7**

(58) **Field of Classification Search**
USPC D28/7, 8, 20-22, 30-31, 76, 85,
D28/99; 132/108, 202, 208, 317, 320;
401/202-207, 261-267; D4/132-135;
D24/119

See application file for complete search history.

(56) **References Cited**

U.S. PATENT DOCUMENTS

| | | | | | |
|-----------|------|---------|--------------------|-------|---------|
| 4,987,911 | A * | 1/1991 | Powers | | 132/320 |
| D325,264 | S * | 4/1992 | Shinohara | | D28/7 |
| 5,960,802 | A * | 10/1999 | Sakai | | 132/320 |
| D551,569 | S * | 9/2007 | Tanaka | | D9/724 |
| 7,824,124 | B2 * | 11/2010 | Francavilla et al. | | 401/278 |
| D654,375 | S * | 2/2012 | Kuboshima | | D9/724 |
| 8,226,319 | B2 * | 7/2012 | Francavilla et al. | | 401/278 |

* cited by examiner

Primary Examiner — Zenia Bennett

(74) *Attorney, Agent, or Firm* — Lee & Hayes, PLLC

(57) **CLAIM**

The ornamental design for an adjustable cosmetic applicator,
as shown and described.

DESCRIPTION

FIG. 1 is a perspective view of an adjustable cosmetic appli-
cator;

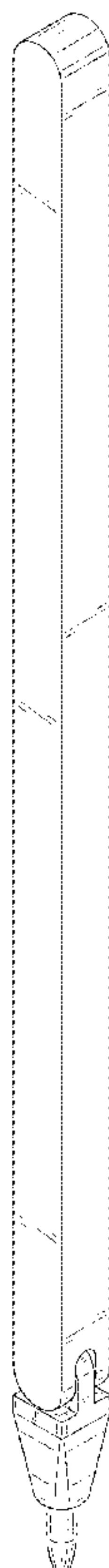
FIG. 2 is a front elevation view of the adjustable cosmetic
applicator of FIG. 1 with the back being identical;

FIG. 3 is a right side elevation view of the adjustable cosmetic
applicator of FIG. 1 with the left side being identical;

FIG. 4 is a top plan view of the adjustable cosmetic applicator
of FIG. 1; and,

FIG. 5 is a bottom plan view of the adjustable cosmetic
applicator of FIG. 1.

1 Claim, 4 Drawing Sheets



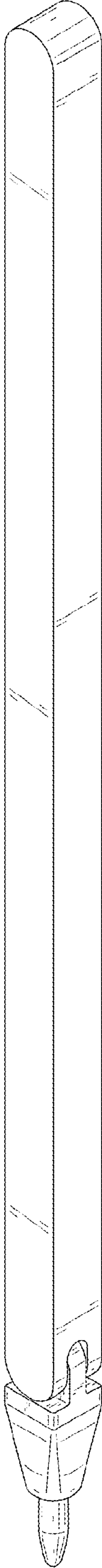


FIG. 1



FIG. 2




FIG. 3

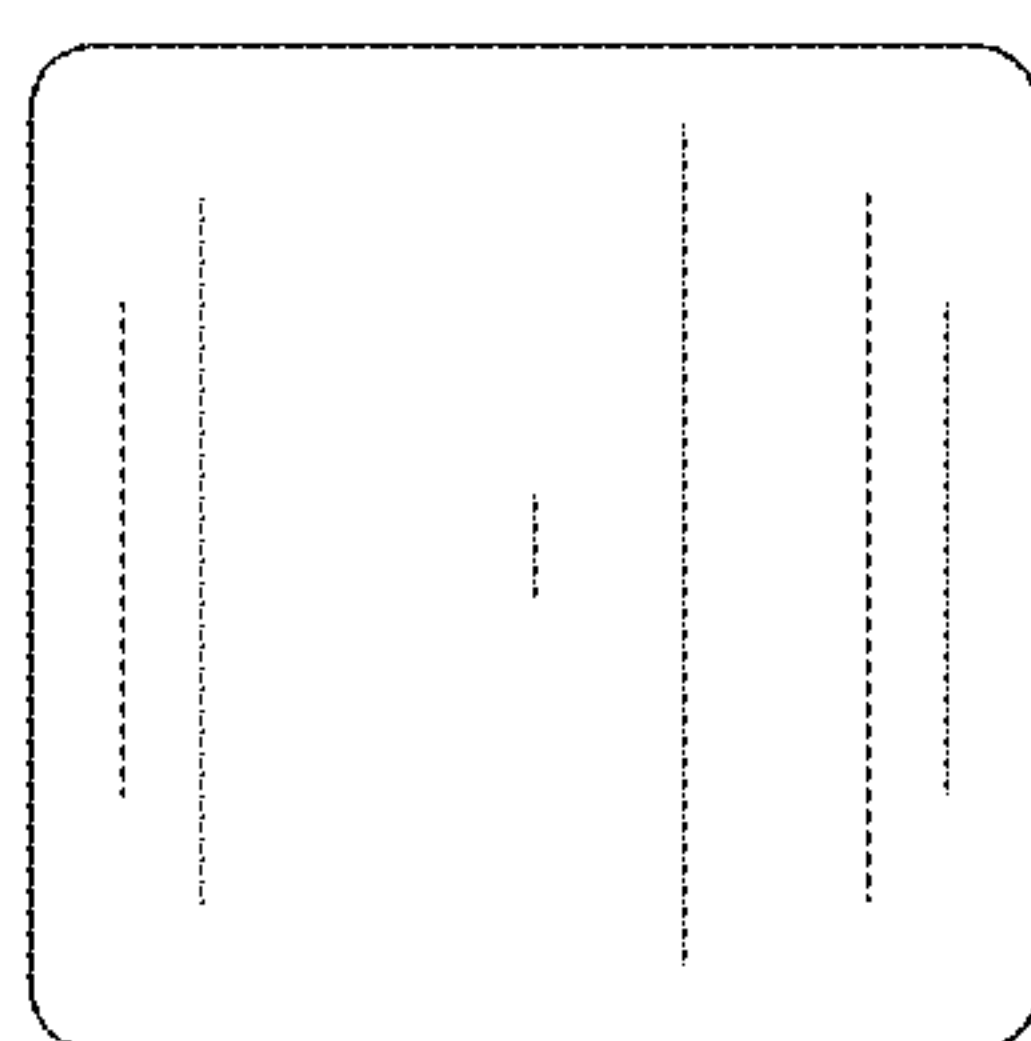


FIG. 4

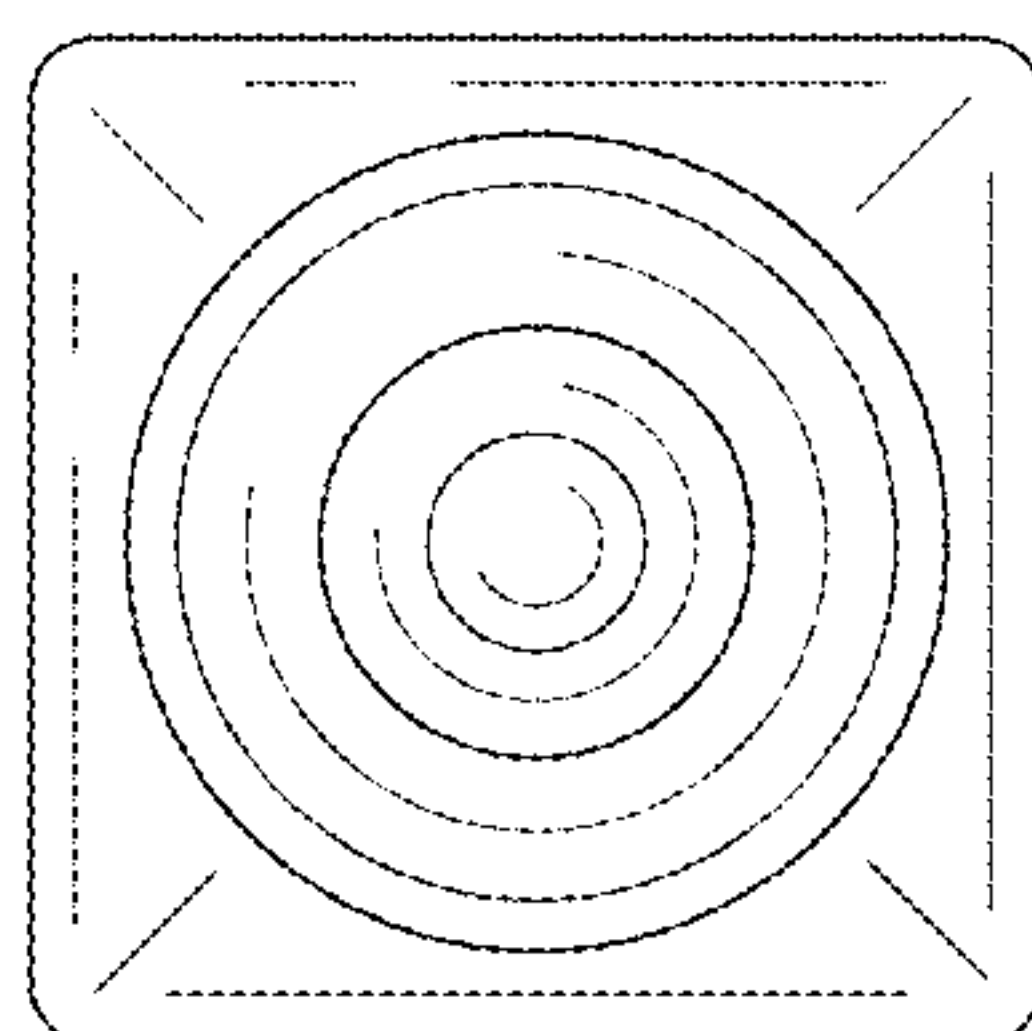


FIG. 5