



US00D690873S

(12) **United States Design Patent**  
**Meise et al.**

(10) **Patent No.:** **US D690,873 S**

(45) **Date of Patent:** **\*\* Oct. 1, 2013**

(54) **LIGHT**

(76) Inventors: **Axel Meise**, Munich (DE); **Christoph Kuegler**, Munich (DE)

(\*\*) Term: **14 Years**

(21) Appl. No.: **29/426,985**

(22) Filed: **Jul. 12, 2012**

(30) **Foreign Application Priority Data**

Jan. 12, 2012 (EM) ..... 001974478-0004

(51) **LOC (9) Cl.** ..... **26-03**

(52) **U.S. Cl.**  
USPC ..... **D26/88**

(58) **Field of Classification Search**  
USPC ..... D26/61, 63, 72, 80, 84-92, 107,  
D26/118; 362/147, 373, 404-408, 431, 432  
See application file for complete search history.

(56) **References Cited**

**U.S. PATENT DOCUMENTS**

D94,409 S *	1/1935	Chapman	.....	D26/107
D102,438 S *	12/1936	Montmartin	.....	D26/88
D111,886 S *	10/1938	Zagel	.....	D26/60
D127,833 S *	6/1941	Price	.....	D26/63
D128,967 S *	8/1941	Peterson	.....	D26/63
D134,595 S *	12/1942	Van Van Es	.....	D26/63
D161,708 S *	1/1951	Rahn	.....	D26/63
D164,379 S *	8/1951	Michie	.....	D26/65

2,797,310 A *	6/1957	Moore	.....	D26/63
D187,814 S *	5/1960	Thurston	.....	D26/107
D231,679 S *	5/1974	Keller	.....	D26/87
D232,966 S *	9/1974	Shemitz	.....	D26/87
D285,978 S *	9/1986	Rice	.....	D26/107
D390,680 S *	2/1998	Giese et al.	.....	D26/68
D434,514 S *	11/2000	Wachter	.....	D26/63
D565,779 S *	4/2008	Meise et al.	.....	D26/84
D567,986 S *	4/2008	Meise et al.	.....	D26/84
D635,709 S *	4/2011	Federico et al.	.....	D26/84

\* cited by examiner

*Primary Examiner* — Clare E Heflin

(74) *Attorney, Agent, or Firm* — 24IP Law Group; Timothy R. DeWitt

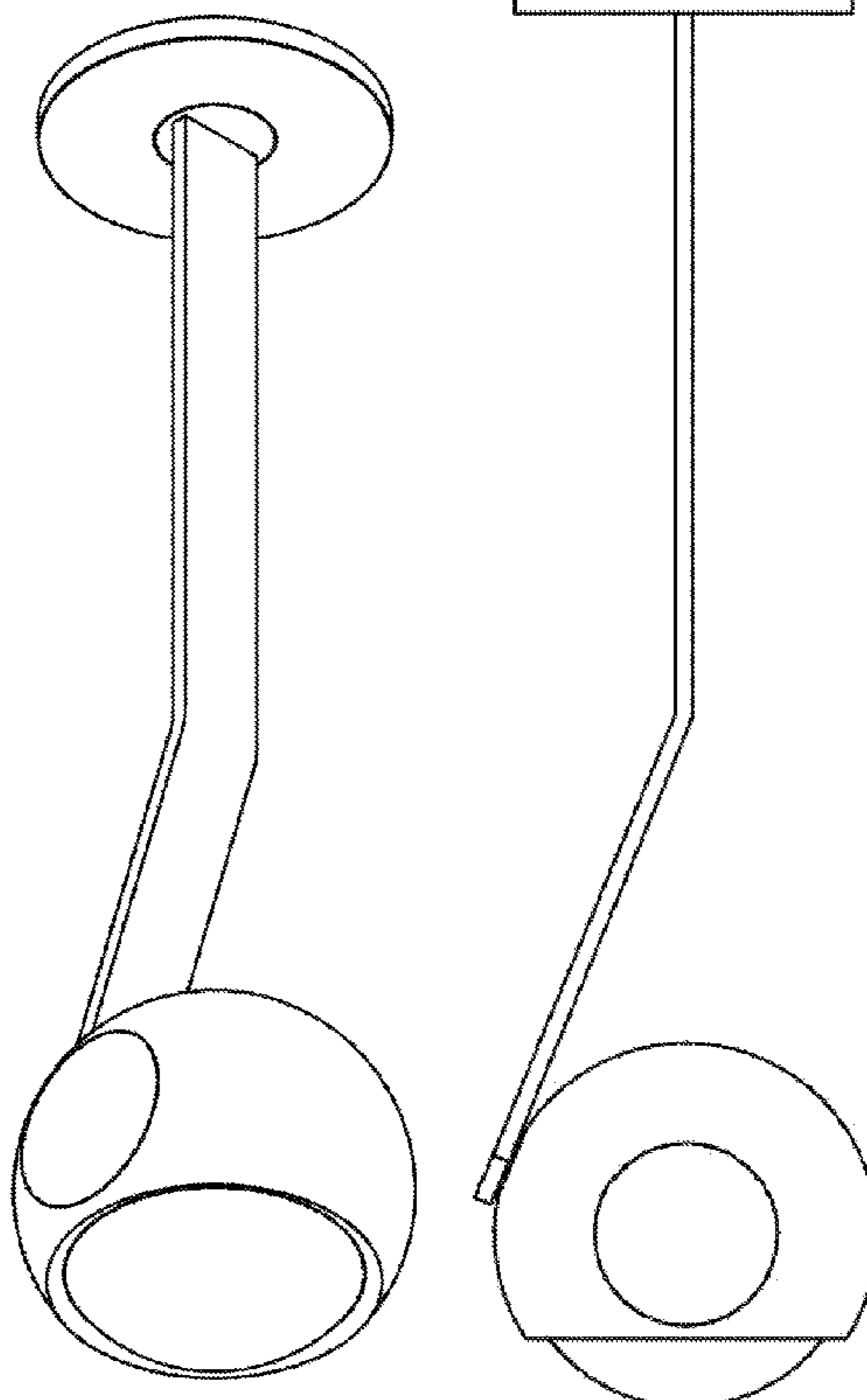
(57) **CLAIM**

The ornamental design for a light, as shown and described.

**DESCRIPTION**

FIG. 1 is a perspective view of a light showing my new design; FIG. 2 is a side view of the light shown in FIG. 1; FIG. 3 is a bottom view of the light shown in FIG. 1; FIG. 4 is a front view of the light shown in FIG. 1; FIG. 5 is a side view of the light shown in FIG. 1, in an alternate position; FIG. 6 is a back view of the light shown in FIG. 1; and, FIG. 7 is a top view of the light shown in FIG. 1. The broken lines shown on the drawings depict environment only and form no part of the claimed design.

**1 Claim, 7 Drawing Sheets**



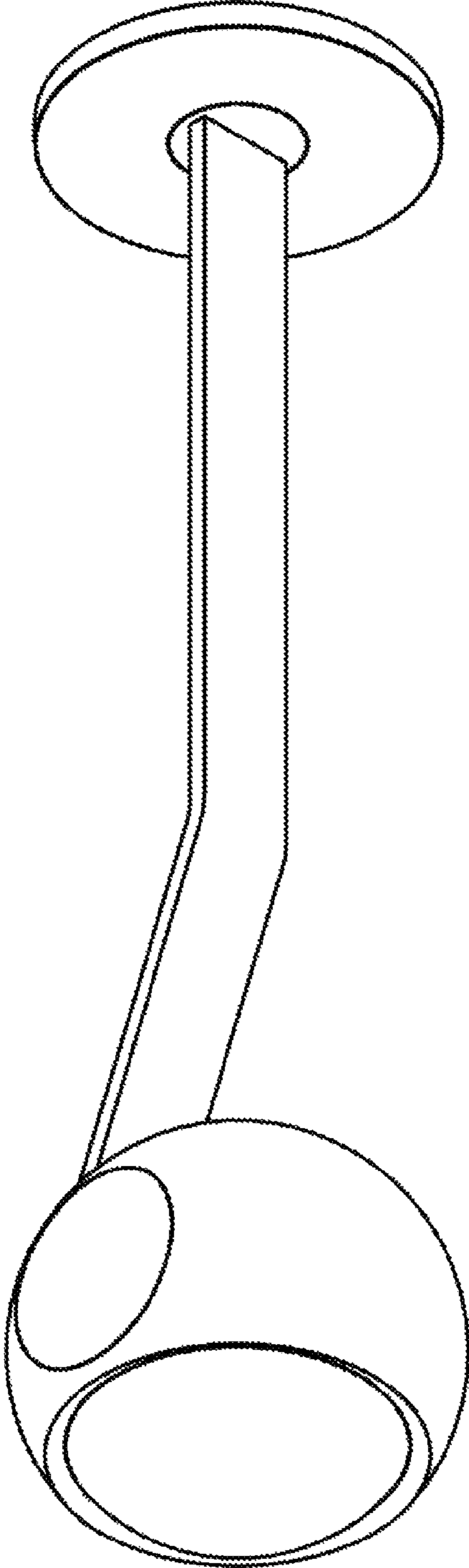


FIG. 1

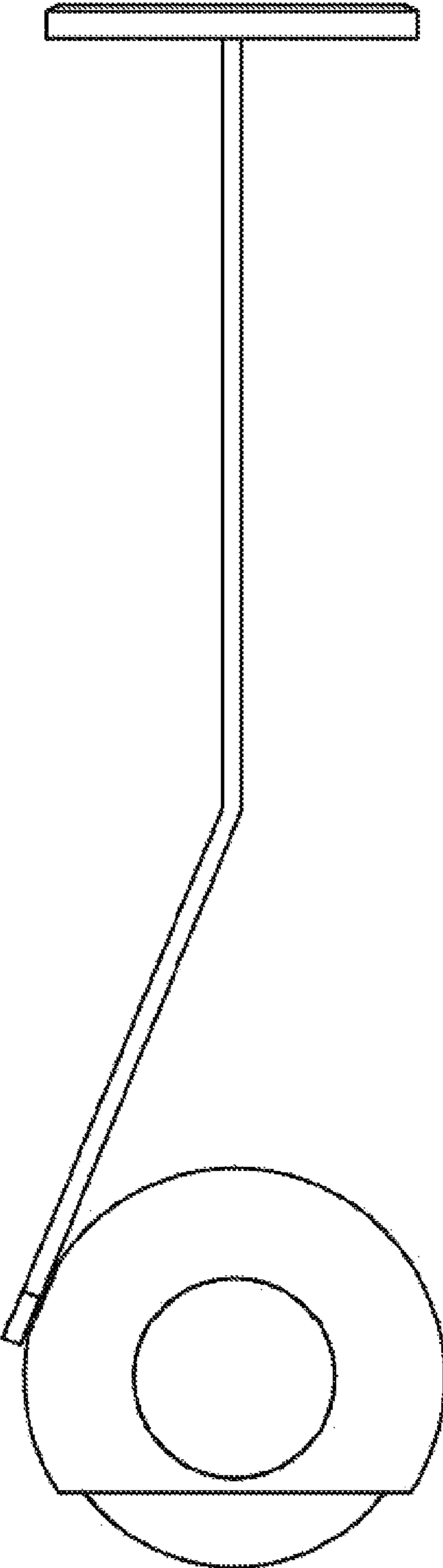


FIG. 2

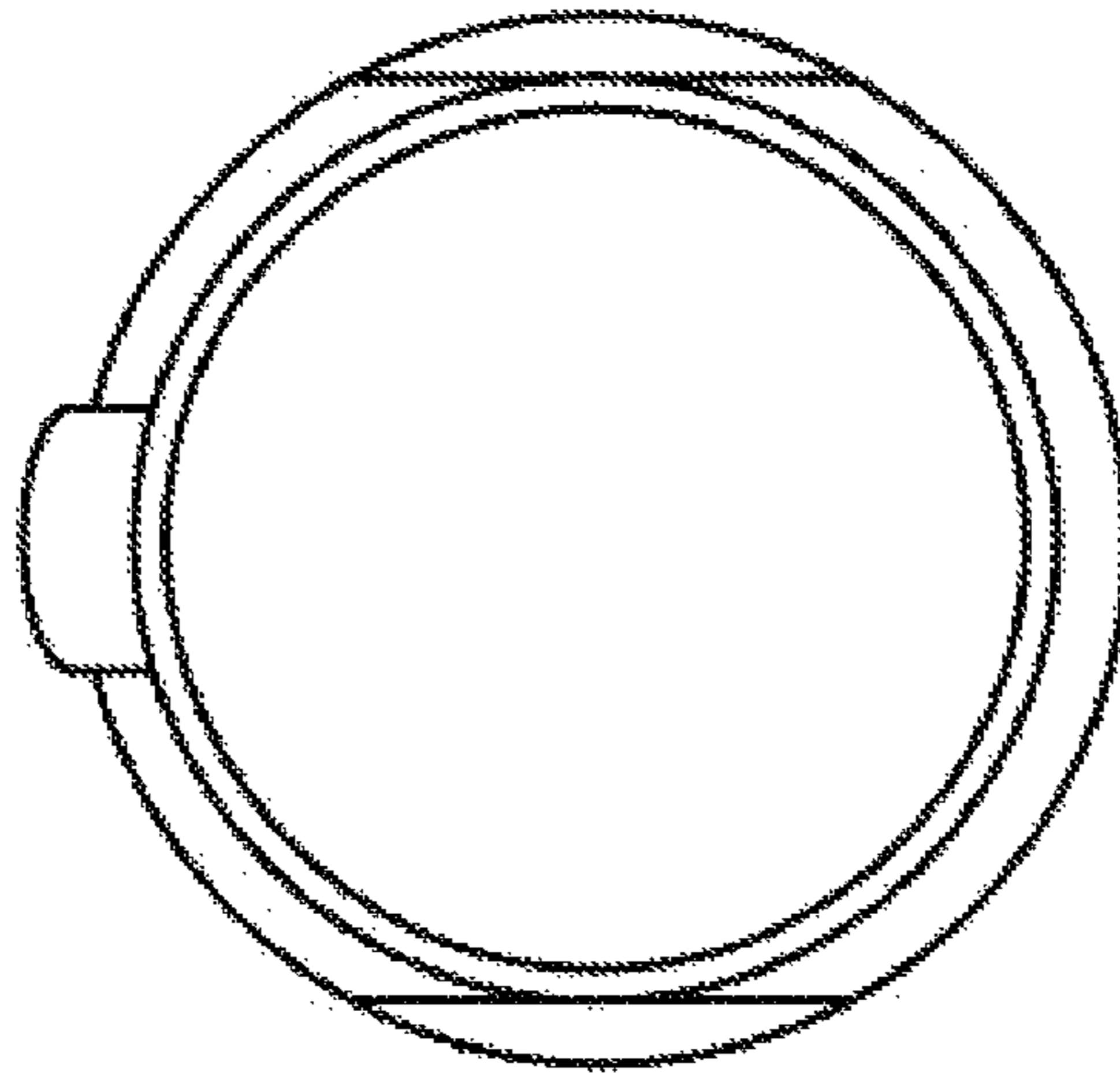


FIG. 3

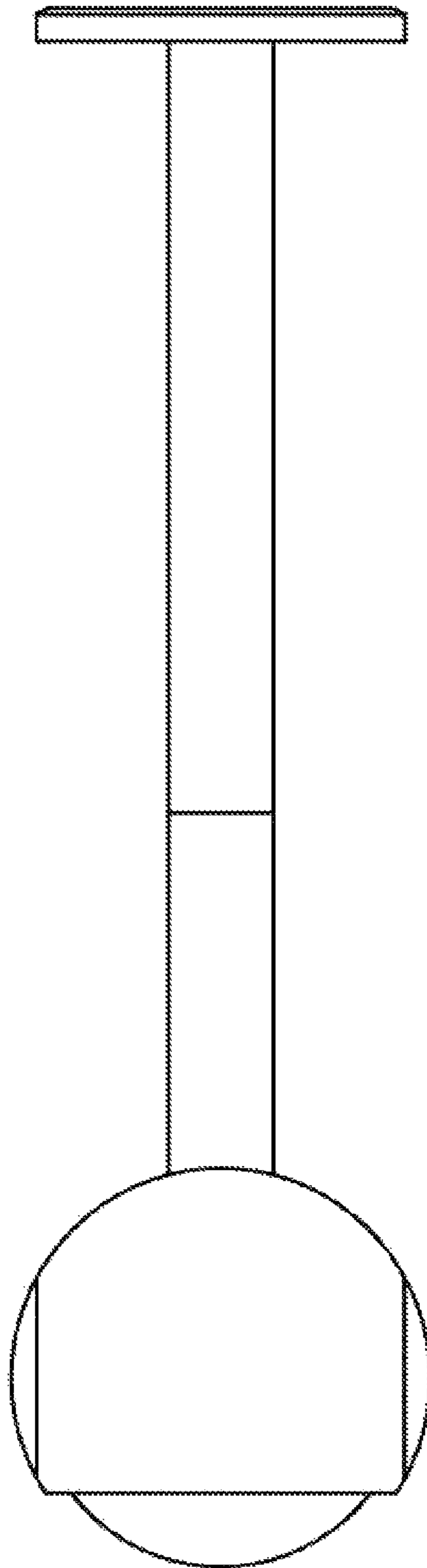


FIG. 4

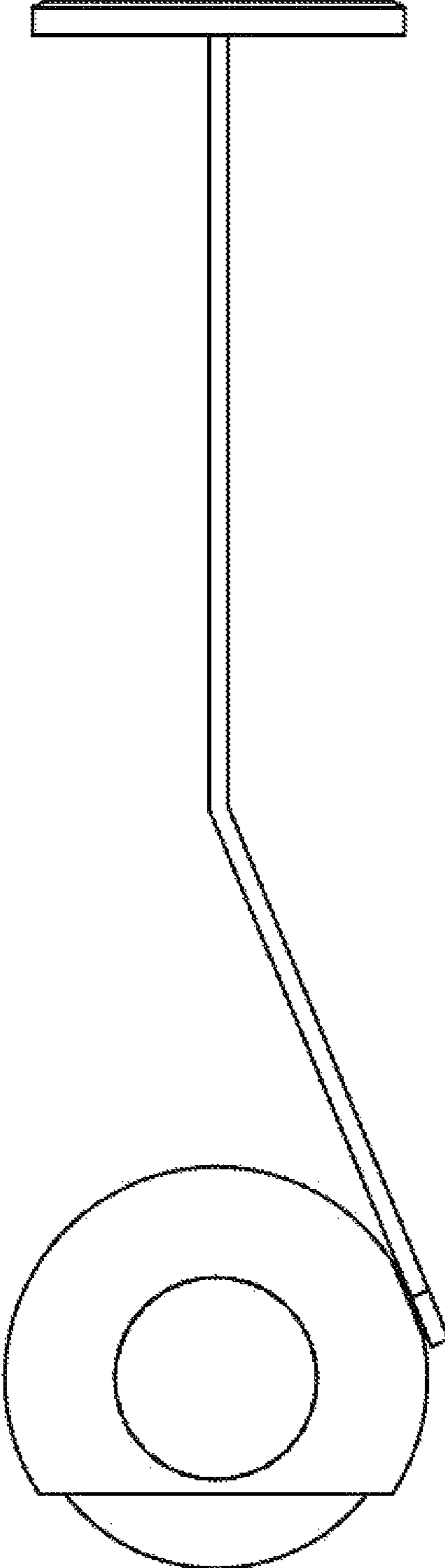


FIG. 5

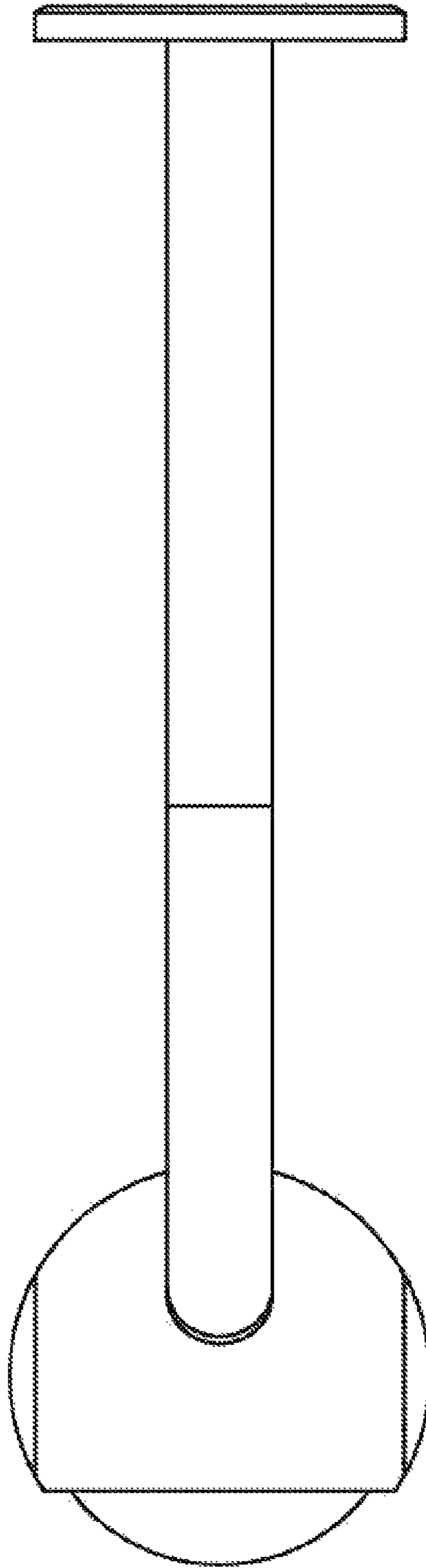


FIG. 6

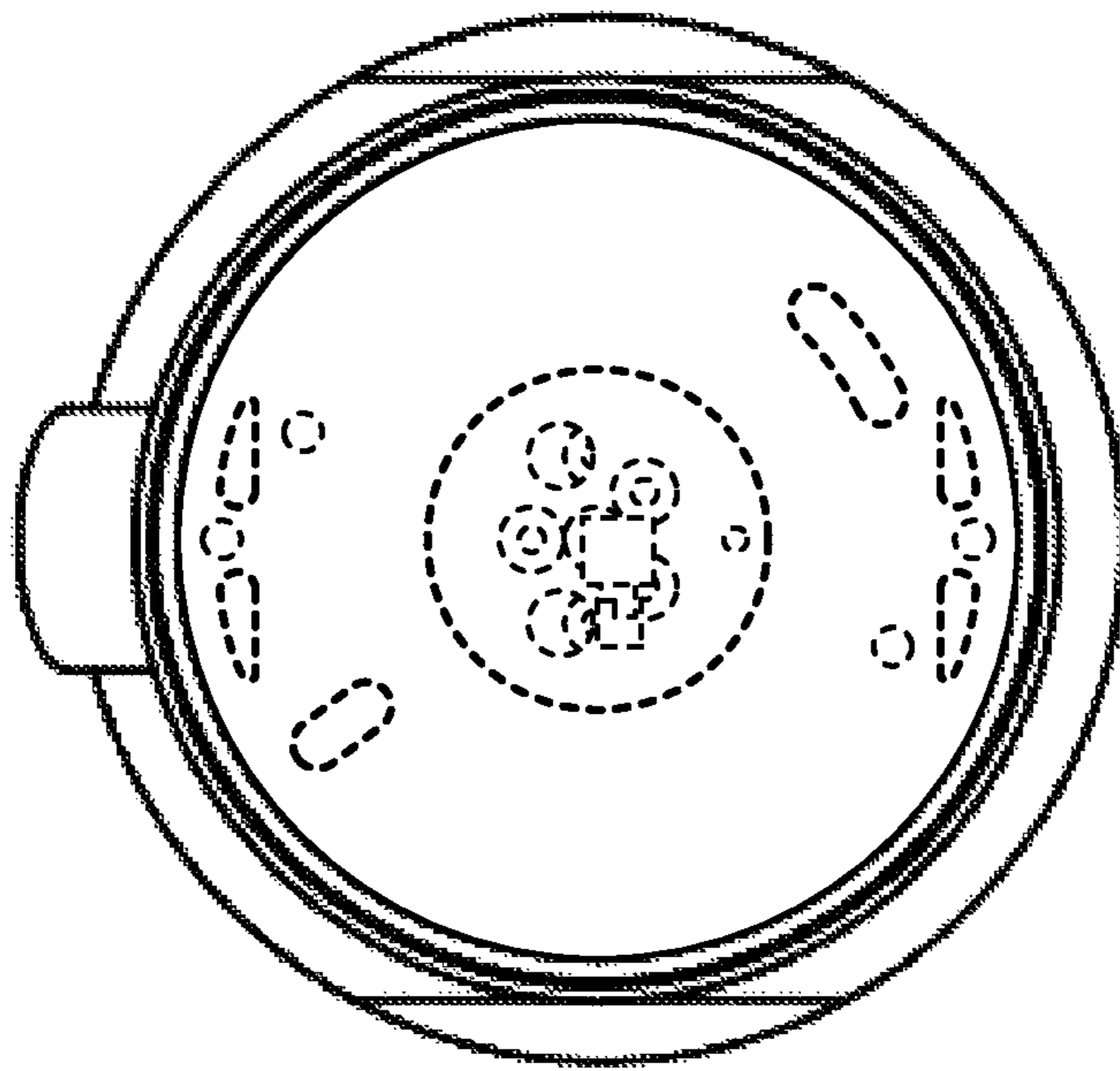


FIG. 7