



US00D690868S

(12) **United States Design Patent**
Mayfield, III

(10) **Patent No.:** **US D690,868 S**

(45) **Date of Patent:** **** *Oct. 1, 2013**

(54) **LIGHT FIXTURE**

(75) Inventor: **John T. Mayfield, III**, Loganville, GA
(US)

(73) Assignee: **ABL IP Holding LLC**, Conyers, GA
(US)

(*) Notice: This patent is subject to a terminal disclaimer.

(**) Term: **14 Years**

(21) Appl. No.: **29/412,455**

(22) Filed: **Feb. 3, 2012**

(51) **LOC (9) Cl.** **26-05**

(52) **U.S. Cl.**
USPC **D26/74**

(58) **Field of Classification Search**
USPC D26/74, 72, 75, 76, 77, 78, 79, 113,
D26/118, 120, 122, 138, 141, 152; 362/482,
362/145, 147, 148, 150, 151, 152, 153, 153.1,
362/218, 217.02, 217.03, 217.05, 217.07,
362/217.08, 217.09, 217.1, 217.11, 217.14,
362/217.15, 342, 346, 347, 364, 365, 366,
362/800, 260, 279, 280, 290, 291, 292, 294,
362/296.01, 297, 298, 299, 300, 301, 310,
362/296.07, 311.02, 311.01, 311.09; D5/54,
D5/58

See application file for complete search history.

(56) **References Cited**

U.S. PATENT DOCUMENTS

D58,524 S * 7/1921 Worms D5/54
D258,919 S * 4/1981 Kristofek D26/142
D329,239 S * 9/1992 Hahn D14/219
D348,534 S 7/1994 Herst et al.
D399,672 S * 10/1998 Boeger D6/469
D441,223 S * 5/2001 Reeves et al. D6/470

D445,262 S * 7/2001 Rowan D6/300
D477,891 S * 7/2003 Fritze et al. D26/74
D522,165 S 5/2006 Hubbell et al.
D548,981 S * 8/2007 Ernetoft D6/300
D575,887 S * 8/2008 Mukai D26/24
D579,598 S * 10/2008 Santoro D26/76
D592,347 S 5/2009 Trott et al.

(Continued)

OTHER PUBLICATIONS

Notice of Allowance for U.S. Appl. No. 29/390,399, mailed Oct. 25, 2012, 8 pages.

(Continued)

Primary Examiner — Angela J Lee

(74) *Attorney, Agent, or Firm* — Kilpatrick Townsend & Stockton LLP

(57) **CLAIM**

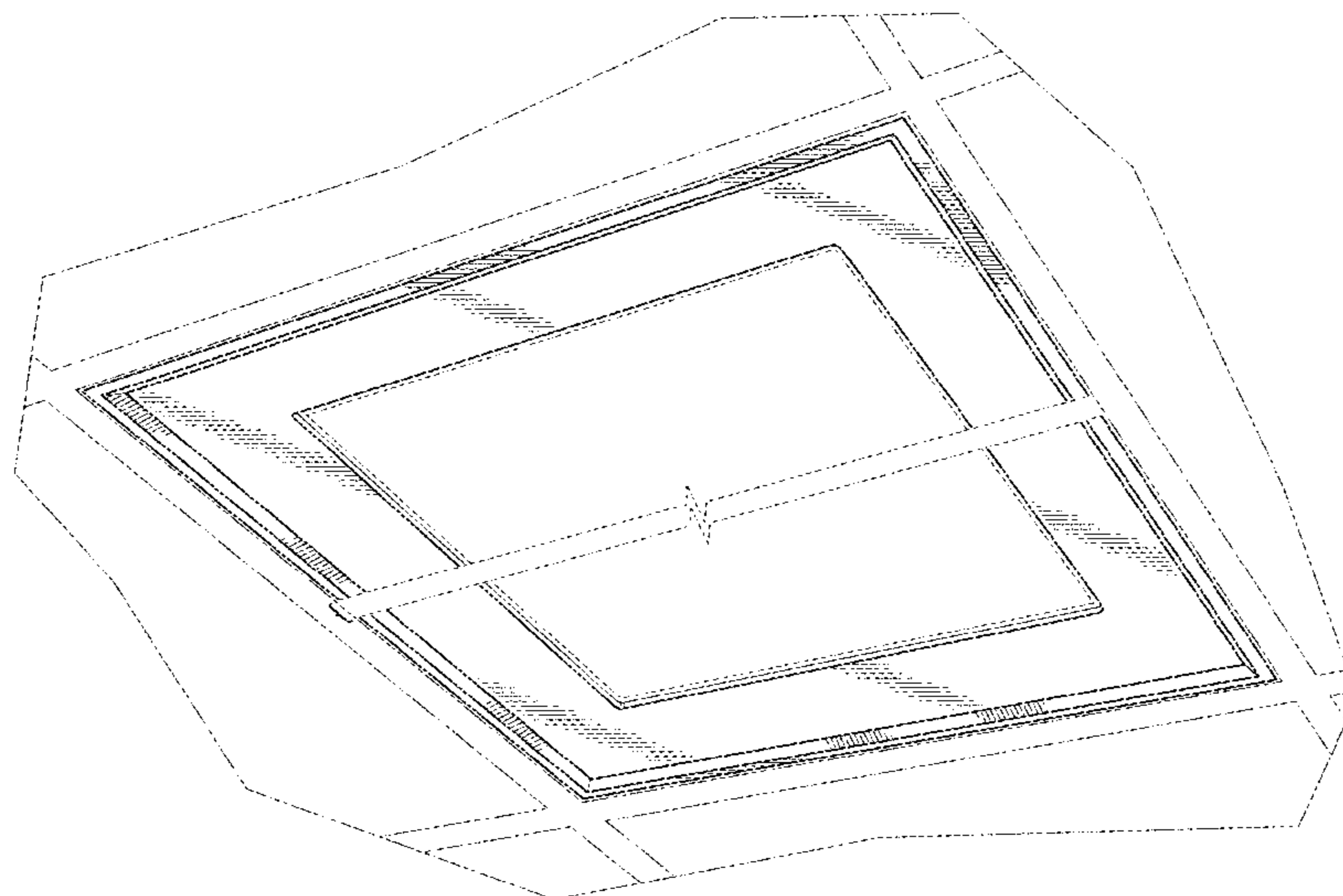
The ornamental design for a light fixture, as shown and described.

DESCRIPTION

FIG. 1 is a bottom perspective view of a light fixture.
FIG. 2 is a bottom plan view of the light fixture of FIG. 1.
FIG. 3 is a right side elevation view of the light fixture of FIG. 1, it being understood that the left side elevation view is identical to the right side elevation view; and,
FIG. 4 is a front elevation view of the light fixture of FIG. 1, it being understood that the rear elevation view is identical to the front elevation view.

Portions or features of the light fixture not shown in the drawings form no part of the claimed design. The dot-dot-dash broken lines in the drawings are included for illustrating environmental structure and form no part of the claimed design. The even broken lines in the drawings form no part of the claimed design.

1 Claim, 2 Drawing Sheets



(56)

References Cited

U.S. PATENT DOCUMENTS

D592,348 S * 5/2009 Trott et al. D26/74
D595,896 S * 7/2009 Boyer et al. D26/152
D611,188 S * 3/2010 Boyer et al. D26/138
D611,644 S * 3/2010 Tsai D26/77
D614,338 S 4/2010 Sieczkowski et al.
D628,335 S * 11/2010 Hyland D26/74
D631,594 S * 1/2011 Irvine D26/74
D638,975 S * 5/2011 Hyland D26/74
D646,012 S * 9/2011 Irvine D26/74
D648,017 S * 11/2011 Ruegg D23/366
D648,060 S * 11/2011 Yamamoto et al. D26/120

D655,921 S * 3/2012 Snyder D5/58
D663,468 S * 7/2012 Apetauer et al. D26/74
D664,699 S 7/2012 Nakahira et al.
D669,691 S * 10/2012 Blaser D6/300
2008/0278957 A1 11/2008 Pickard et al.

OTHER PUBLICATIONS

Non-Final Office Action for U.S. Appl. No. 29/412,461, mailed Oct. 23, 2012, 7 pages.

Non-Final Office Action For U.S. Appl. No. 29/390,962, mailed Oct. 22, 2012, 8 pages.

* cited by examiner




FIG. 1

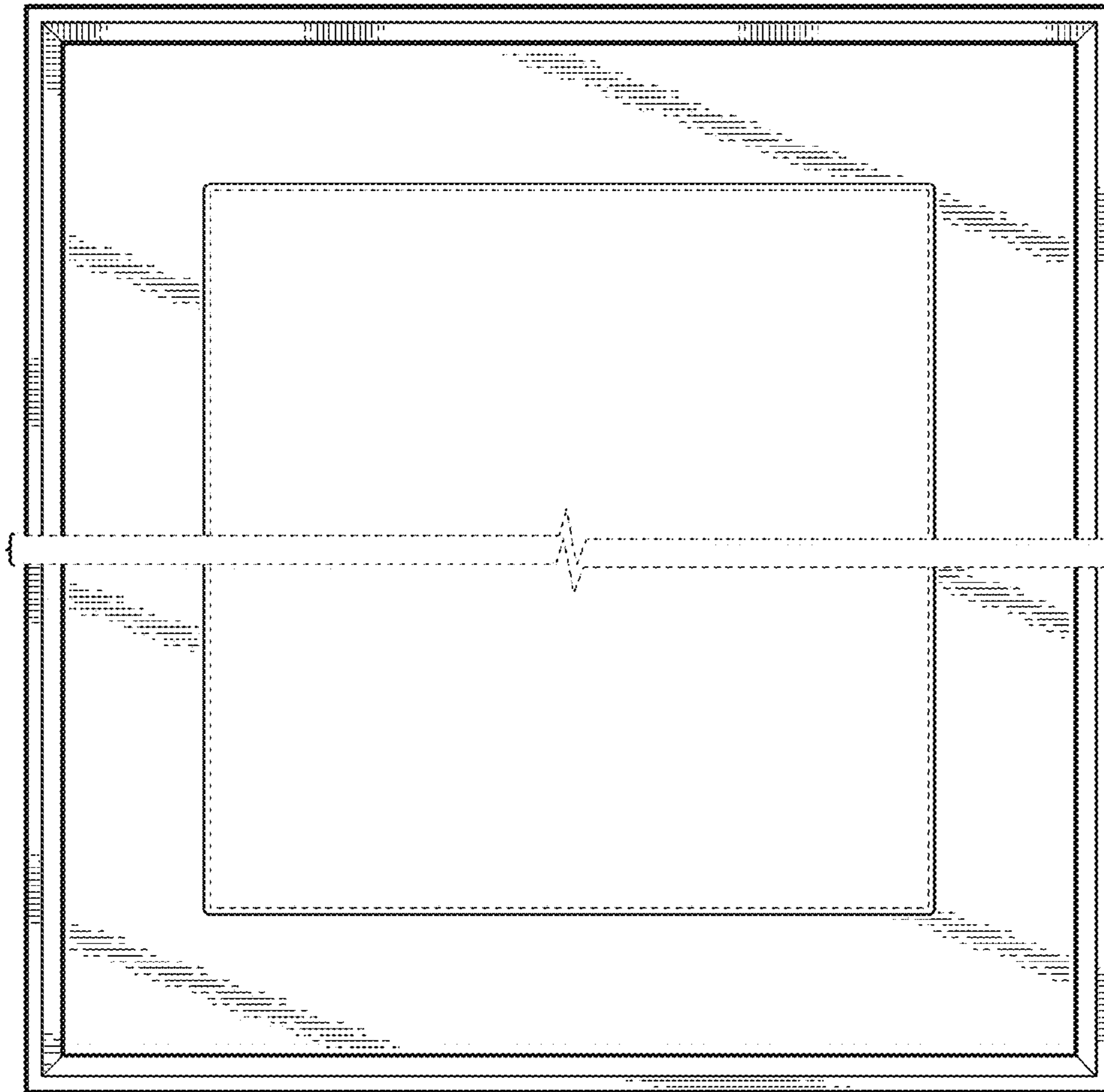


FIG. 2

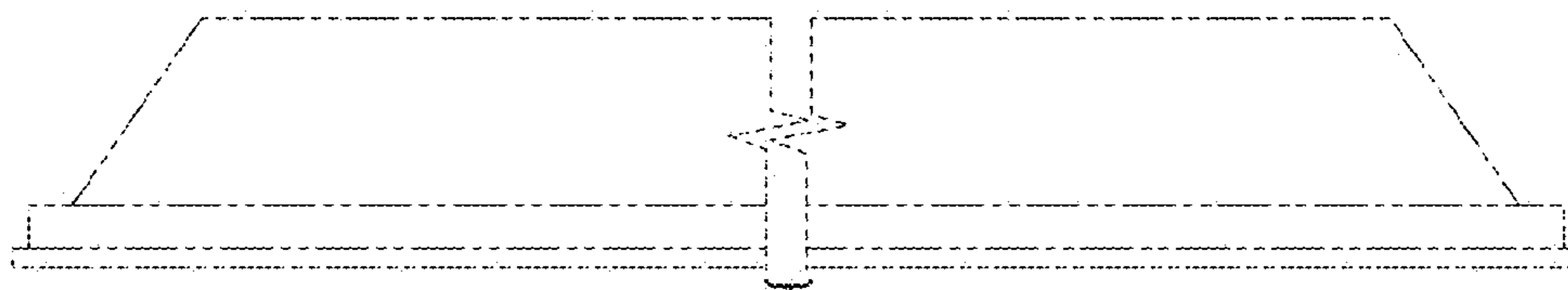


FIG. 3




FIG. 4