



US00D690867S

(12) **United States Design Patent**
Mayfield, III

(10) **Patent No.:** **US D690,867 S**

(45) **Date of Patent:** **** Oct. 1, 2013**

(54) **LIGHT FIXTURE**

(75) Inventor: **John T. Mayfield, III**, Loganville, GA
(US)

(73) Assignee: **ABL IP Holding LLC**, Conyers, GA
(US)

(**) Term: **14 Years**

(21) Appl. No.: **29/390,962**

(22) Filed: **May 2, 2011**

(51) **LOC (9) Cl.** **26-05**

(52) **U.S. Cl.**
USPC **D26/74**

(58) **Field of Classification Search**
USPC D26/74, 72, 75, 76, 77, 78, 79, 113,
D26/118, 120, 122, 138, 141, 152; 362/482,
362/145, 147, 148, 150, 151, 152, 153, 153.1,
362/218, 217.02, 217.03, 217.05, 217.07,
362/217.08, 217.09, 217.1, 217.11, 217.14,
362/217.15, 342, 346, 347, 364, 365, 366,
362/800, 260, 279, 280, 290, 291, 292, 294,
362/296.01, 297, 298, 299, 300, 301, 310,
362/296.07, 311.02, 311.01, 311.09; D5/54,
D5/58

See application file for complete search history.

(56) **References Cited**

U.S. PATENT DOCUMENTS

D58,524 S *	7/1921	Worms	D5/54
D258,919 S *	4/1981	Kristofek	D26/142
D329,239 S *	9/1992	Hahn	D14/219
D348,534 S *	7/1994	Herst et al.		
D399,672 S *	10/1998	Boeger	D6/469
D441,223 S *	5/2001	Reeves et al.	D6/470
D445,262 S *	7/2001	Rowan	D6/300
D477,891 S *	7/2003	Fritze et al.	D26/74
D522,165 S *	5/2006	Hubbell et al.		

D548,981 S *	8/2007	Ernetoft	D6/300
D575,887 S *	8/2008	Mukai	D26/24
D579,598 S *	10/2008	Santoro	D26/76
D592,347 S *	5/2009	Trott et al.		
D592,348 S *	5/2009	Trott et al.	D26/74
D595,896 S *	7/2009	Boyer et al.	D26/152
D611,188 S *	3/2010	Boyer et al.	D26/138
D611,644 S *	3/2010	Tsai	D26/77
D614,338 S *	4/2010	Sieczkowski et al.		
D628,335 S *	11/2010	Hyland	D26/74

(Continued)

OTHER PUBLICATIONS

Notice of Allowance for U.S. Appl. No. 29/390,399, mailed Oct. 25, 2012, 8 pages.

(Continued)

Primary Examiner — Angela J Lee

(74) *Attorney, Agent, or Firm* — Kilpatrick Townsend & Stockton LLP

(57) **CLAIM**

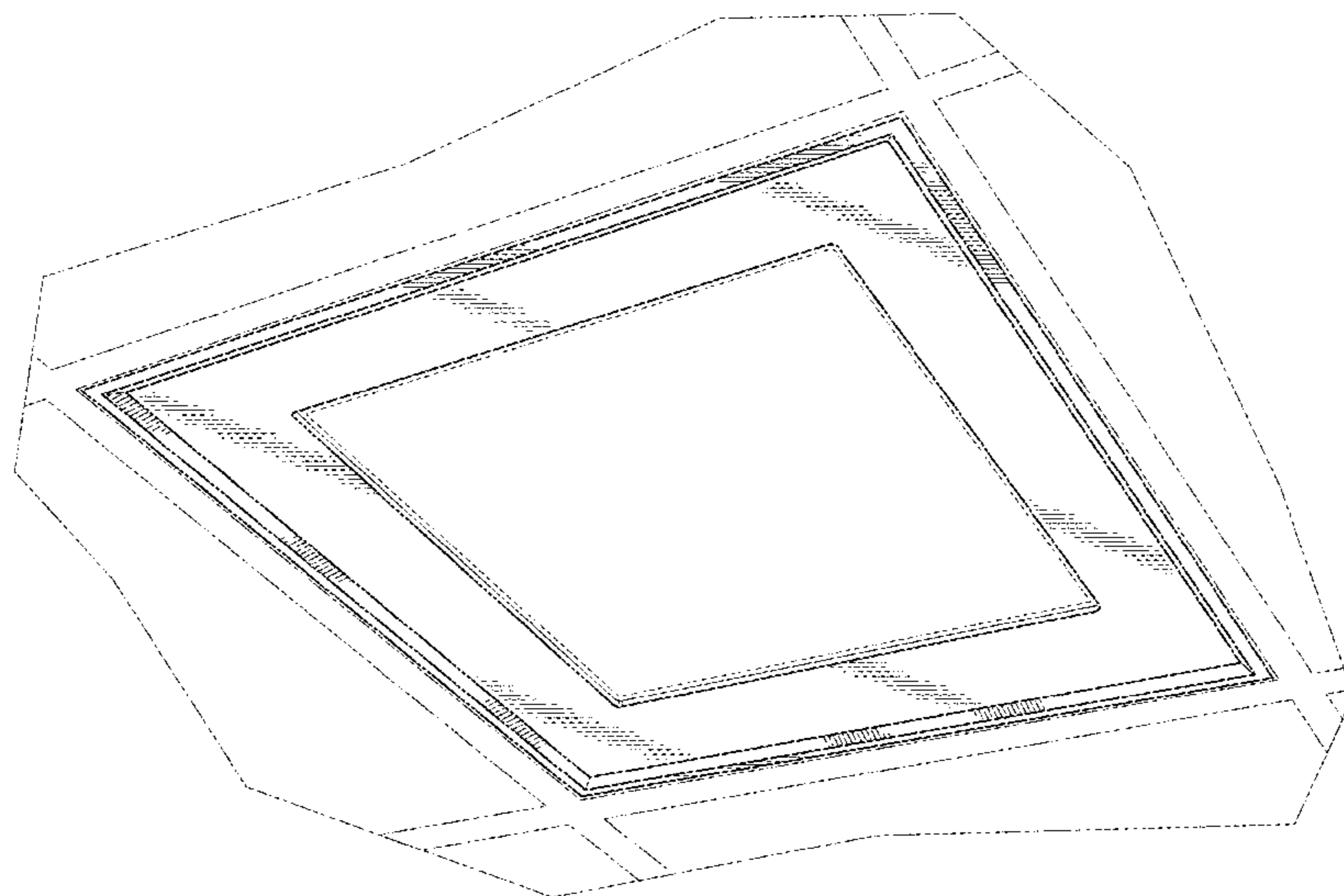
The ornamental design for a light fixture, as shown and described.

DESCRIPTION

FIG. 1 is a bottom perspective view of a light fixture. FIG. 2 is a bottom plan view of the light fixture of FIG. 1; and, FIG. 3 is a right side elevation view of the light fixture of FIG. 1, it being understood that the left side elevation view, the front elevation view, and the rear elevation view are identical to the right side elevation view.

Portions or features of the light fixture not shown in the drawings form no part of the claimed design. The dot-dot-dash broken lines in the drawings are included for illustrating environmental structure and form no part of the claimed design. The even broken lines in the drawings form no part of the claimed design.

1 Claim, 2 Drawing Sheets



(56)

References Cited

OTHER PUBLICATIONS

U.S. PATENT DOCUMENTS

D631,594 S * 1/2011 Irvine D26/74
D638,975 S * 5/2011 Hyland D26/74
D646,012 S * 9/2011 Irvine D26/74
D648,017 S * 11/2011 Ruegg D23/366
D648,060 S * 11/2011 Yamamoto et al. D26/120
D655,921 S * 3/2012 Snyder D5/58
D663,468 S * 7/2012 Apetauer et al. D26/74
D664,699 S * 7/2012 Nakahira et al.
D669,691 S * 10/2012 Blaser D6/300
2008/0278957 A1 11/2008 Pickard et al.

Non-Final Office Action for U.S. Appl. No. 29/412,461, mailed Oct.

23, 2012, 7 pages.

Non-Final Office Action for U.S. Appl. No. 29/412,455, mailed Oct.

22, 2012, 8 pages.

* cited by examiner

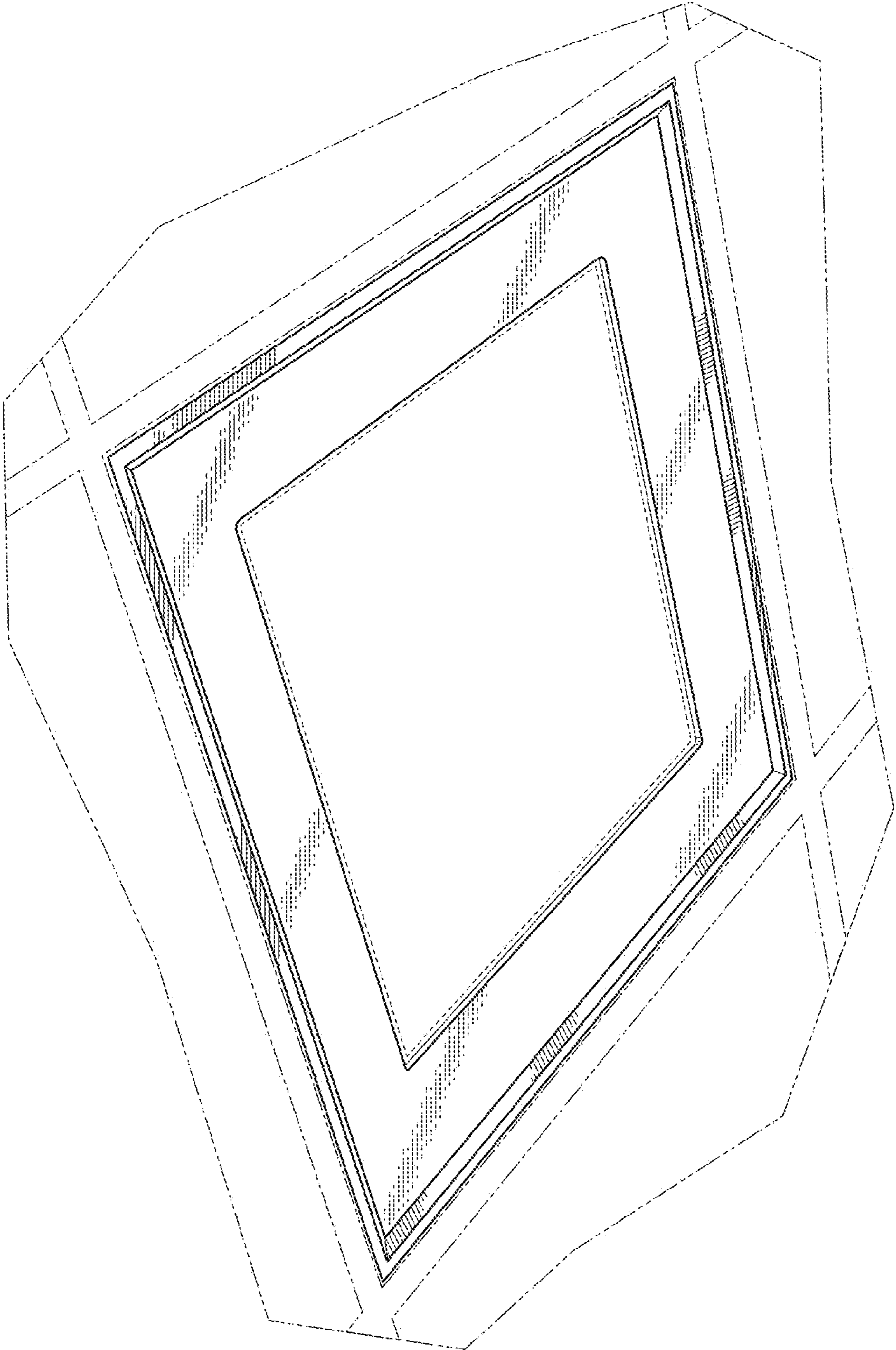


FIG. 1




FIG. 2




FIG. 3