



US00D690852S

(12) **United States Design Patent**
Cooney

(10) **Patent No.:** **US D690,852 S**

(45) **Date of Patent:** **** Oct. 1, 2013**

(54) **HEAD LAMP ASSEMBLY**

(71) Applicant: **Avalon Pontoons**, Alma, MI (US)

(72) Inventor: **John R. Cooney**, Midland, MI (US)

(73) Assignee: **Avalon Pontoons**, Alma, MI (US)

(**) Term: **14 Years**

(21) Appl. No.: **29/445,630**

(22) Filed: **Feb. 14, 2013**

(51) **LOC (9) Cl.** **26-06**

(52) **U.S. Cl.**
USPC **D26/28**

(58) **Field of Classification Search**
USPC D26/28-36; 362/459-468, 475-478,
362/485-487

See application file for complete search history.

(56) **References Cited**

U.S. PATENT DOCUMENTS

D538,956 S * 3/2007 Ishii D26/28
D544,614 S * 6/2007 Markefka D26/28

D561,358 S * 2/2008 Tachibana D26/28
D570,007 S * 5/2008 Hsu D26/28
D582,587 S * 12/2008 Yang D26/28

* cited by examiner

Primary Examiner — Marcus Jackson

(74) *Attorney, Agent, or Firm* — Robert L. Stearns;
Dickinson Wright, PLLC

(57) **CLAIM**

The ornamental design for head lamp assembly, as shown and described.

DESCRIPTION

FIG. 1 is a perspective and elevation view of an the head lamp assembly;

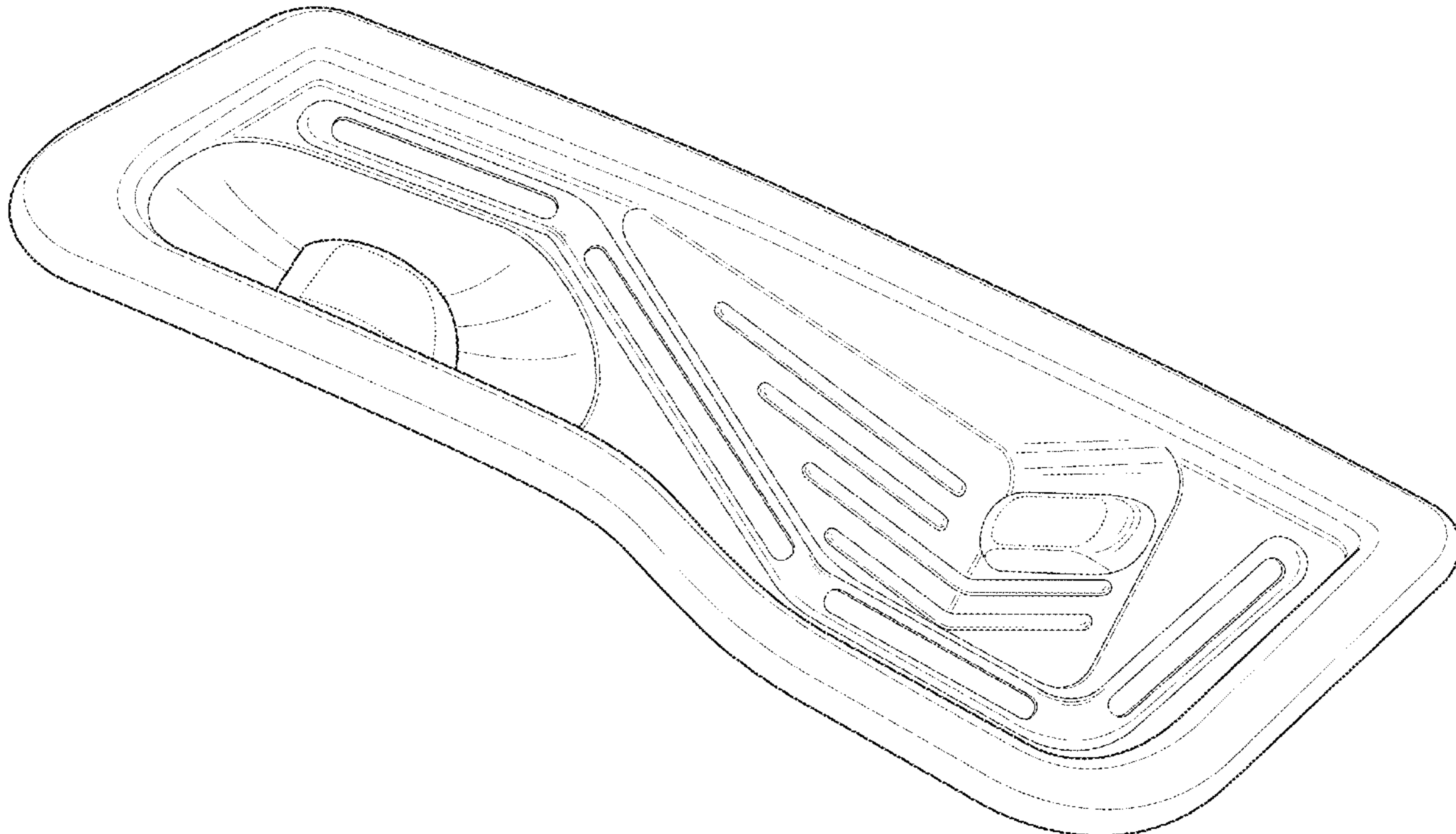
FIG. 2 is a front view of the head lamp assembly;

FIG. 3 is a top view of the head lamp assembly; and,

FIG. 4 is a bottom view of the head lamp assembly.

The broken lines in FIGS. 1-4 are for illustrative purposes only and form no part of the claimed design.

1 Claim, 2 Drawing Sheets



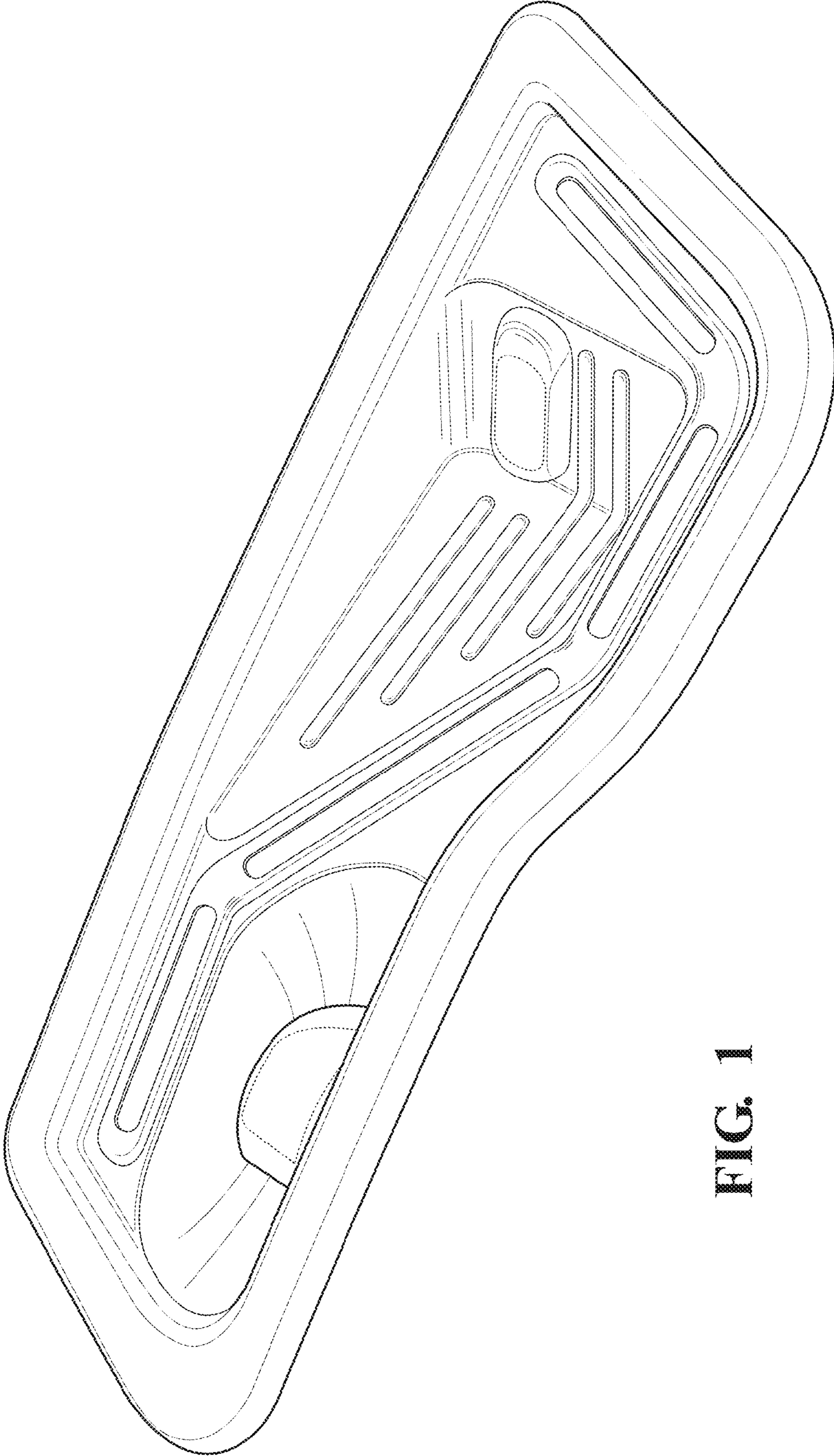


FIG. 1

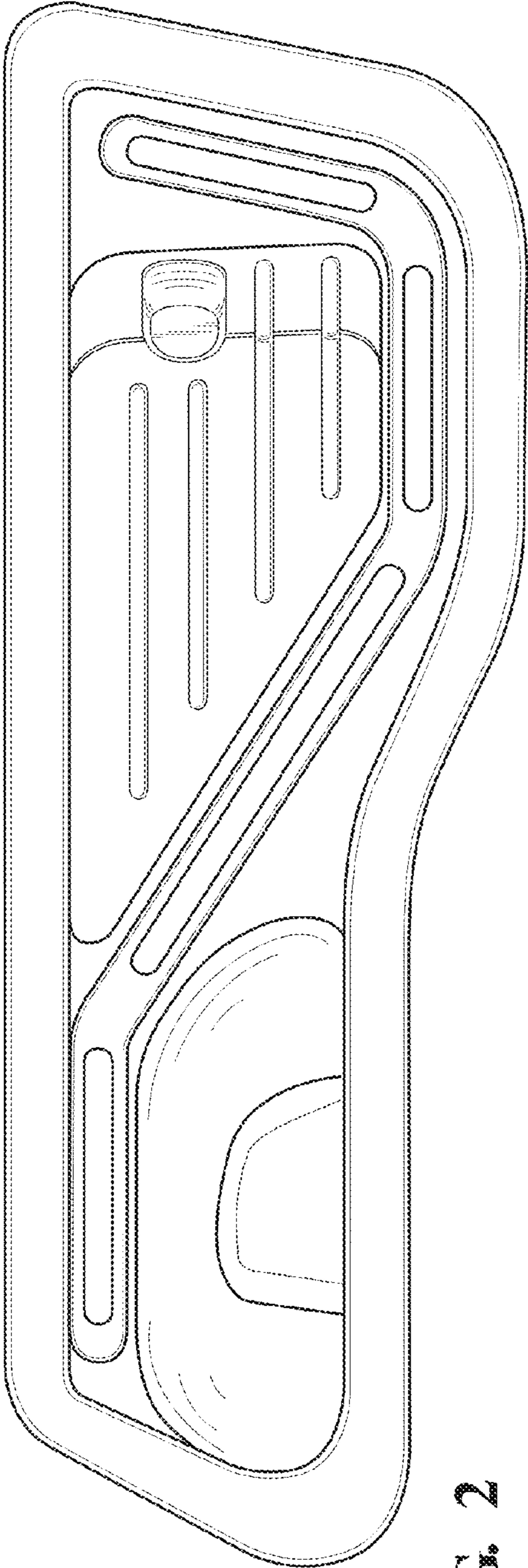


FIG. 2

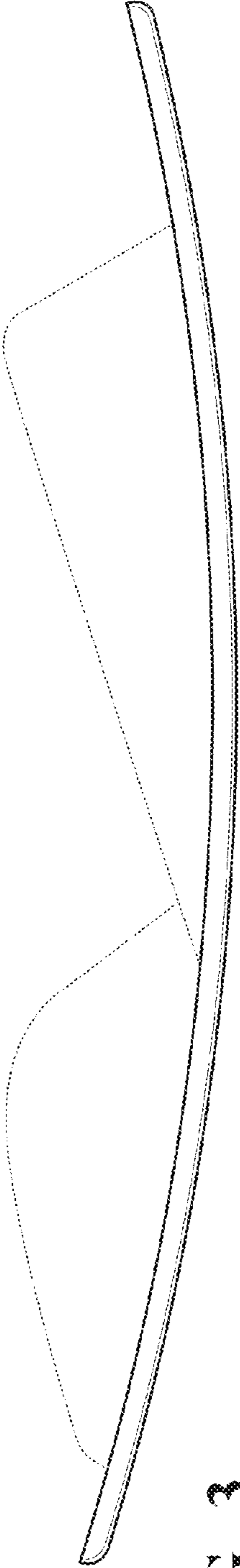


FIG. 3

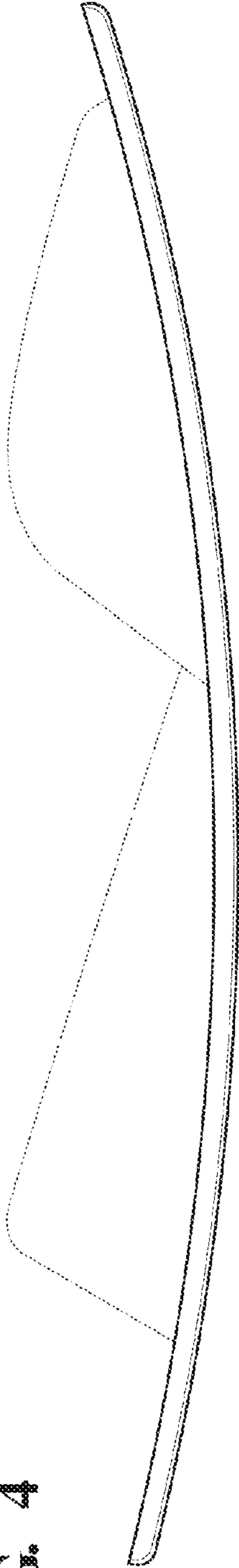


FIG. 4