



US00D690850S

(12) **United States Design Patent**
Hanaoka

(10) **Patent No.:** **US D690,850 S**

(45) **Date of Patent:** **** Oct. 1, 2013**

(54) **REAR COMBINATION LAMP FOR
AUTOMOBILES**

(71) Applicant: **Honda Motor Co., Ltd.**, Tokyo (JP)

(72) Inventor: **Hisakazu Hanaoka**, Wako (JP)

(73) Assignee: **Honda Motor Co., Ltd.**, Tokyo (JP)

(**) Term: **14 Years**

(21) Appl. No.: **29/438,615**

(22) Filed: **Nov. 30, 2012**

(30) **Foreign Application Priority Data**

May 31, 2012 (JP) 2012-012932

(51) **LOC (9) Cl.** **26-06**

(52) **U.S. Cl.**
USPC **D26/28**

(58) **Field of Classification Search**
USPC D26/28; 362/459-468, 475-478,
362/485-487

See application file for complete search history.

(56) **References Cited**

U.S. PATENT DOCUMENTS

D541,445 S *	4/2007	Lin	D26/28
D549,363 S *	8/2007	Pfeiffer	D26/28
D552,769 S *	10/2007	Leclercq	D26/28
D553,269 S *	10/2007	Pfeiffer et al.	D26/28
D574,524 S *	8/2008	Tomatsu	D26/28
D605,793 S *	12/2009	Weil	D26/28
D620,157 S *	7/2010	Frenzel et al.	D26/28

* cited by examiner

Primary Examiner — Marcus Jackson

(74) *Attorney, Agent, or Firm* — Plumsea Law Group, LLC

(57) **CLAIM**

The ornamental design for a rear combination lamp for automobiles, as shown and described.

DESCRIPTION

FIG. 1 is a front view of a rear combination lamp for automobiles showing my new design;

FIG. 2 is a plan view of the rear combination lamp for automobiles;

FIG. 3 is a left side view of the rear combination lamp for automobiles; and,

FIG. 4 is a front perspective view of the rear combination lamp for automobiles as seen from the left upper side.

The broken lines are for illustrative purposes only and form no part of the claimed design.

1 Claim, 2 Drawing Sheets

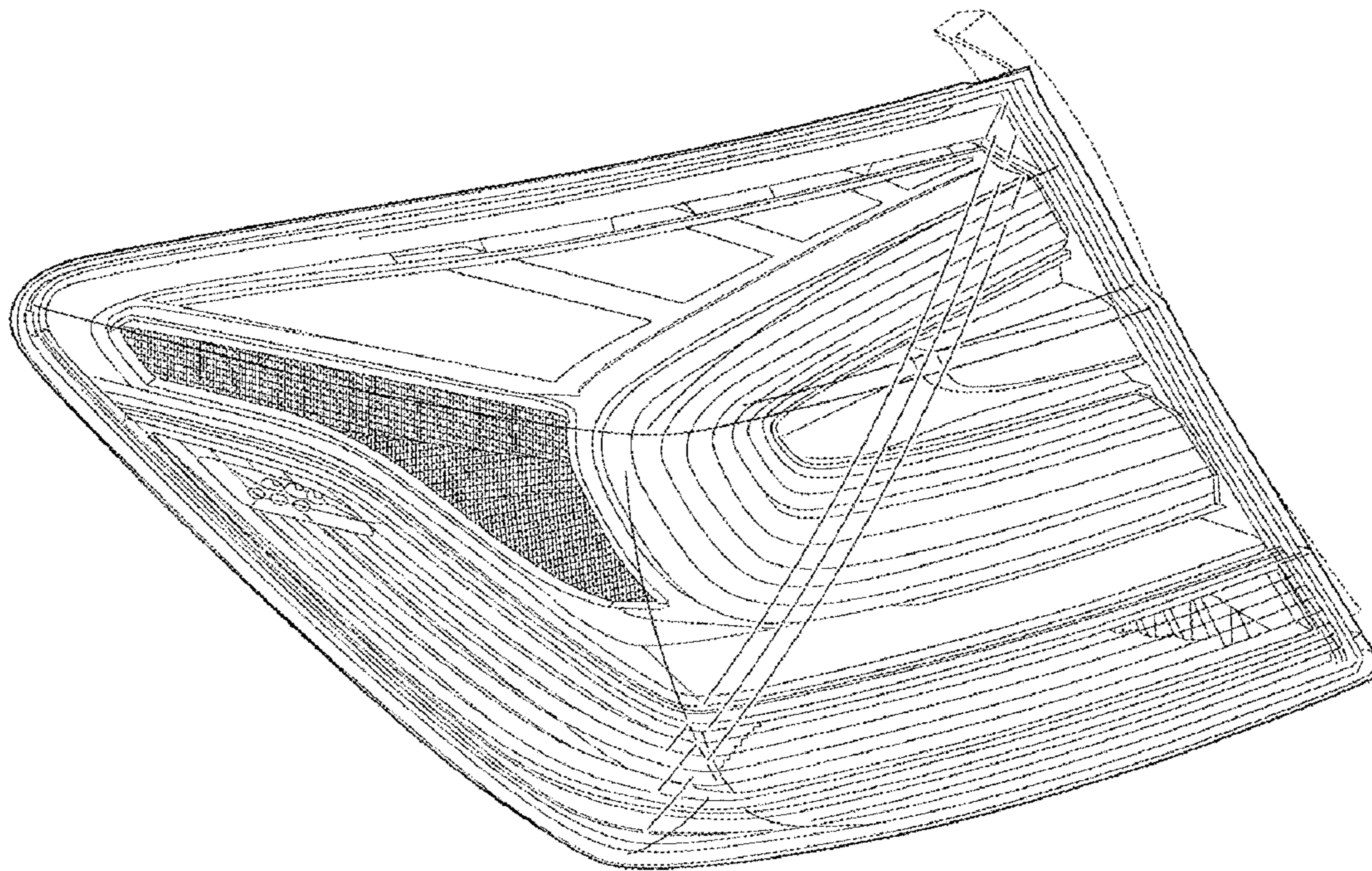


FIG.1

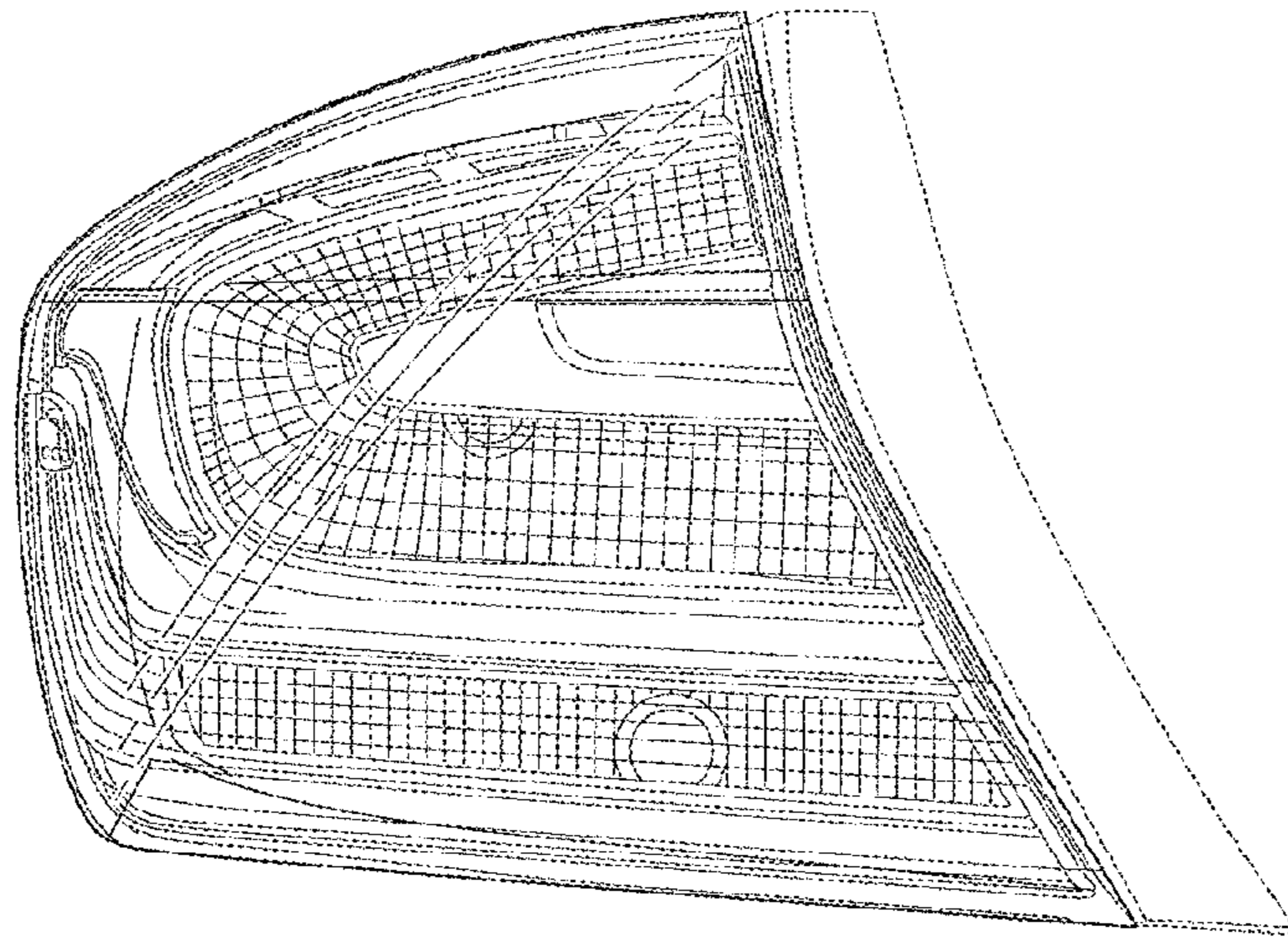


FIG.2

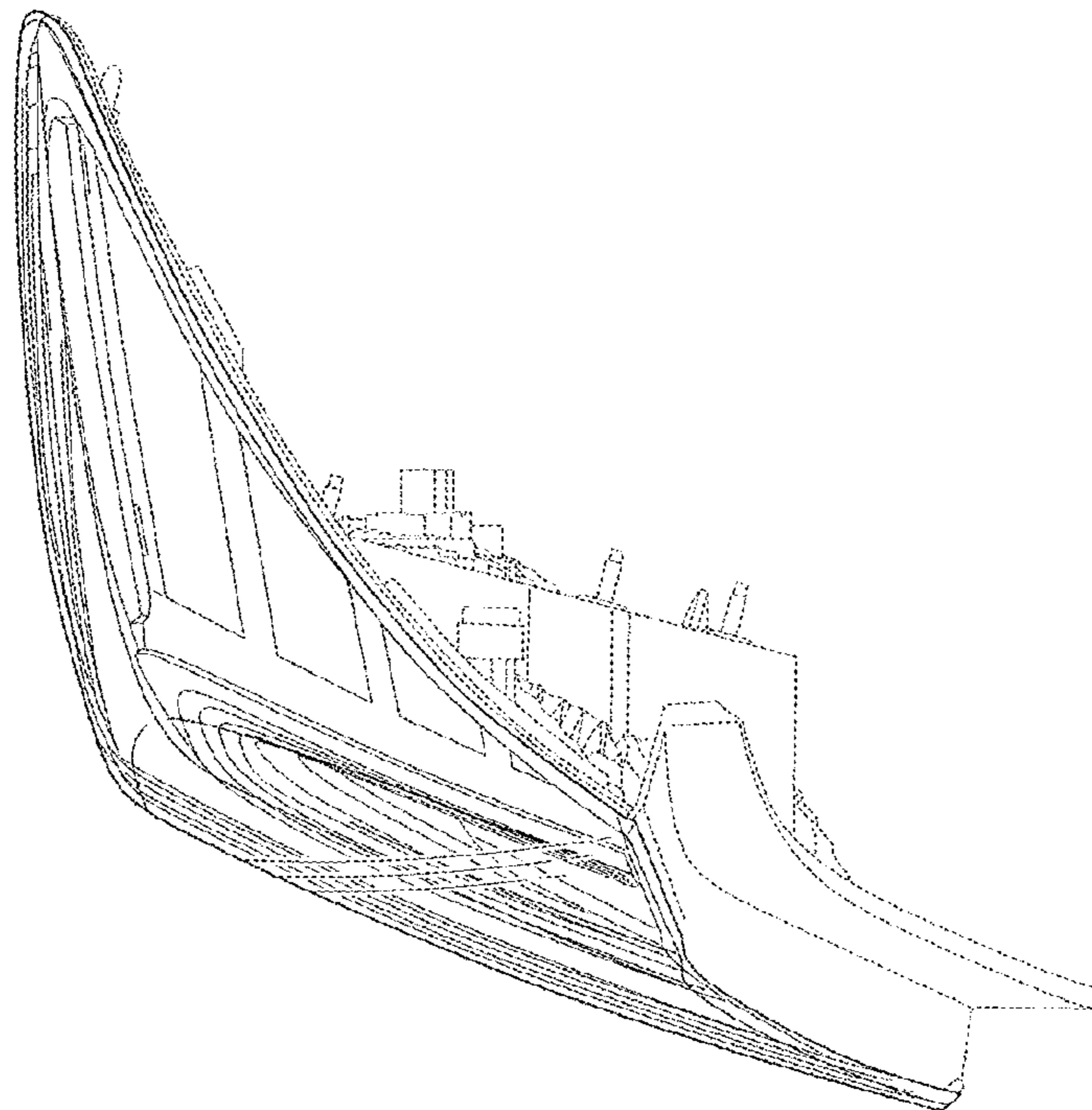


FIG.3

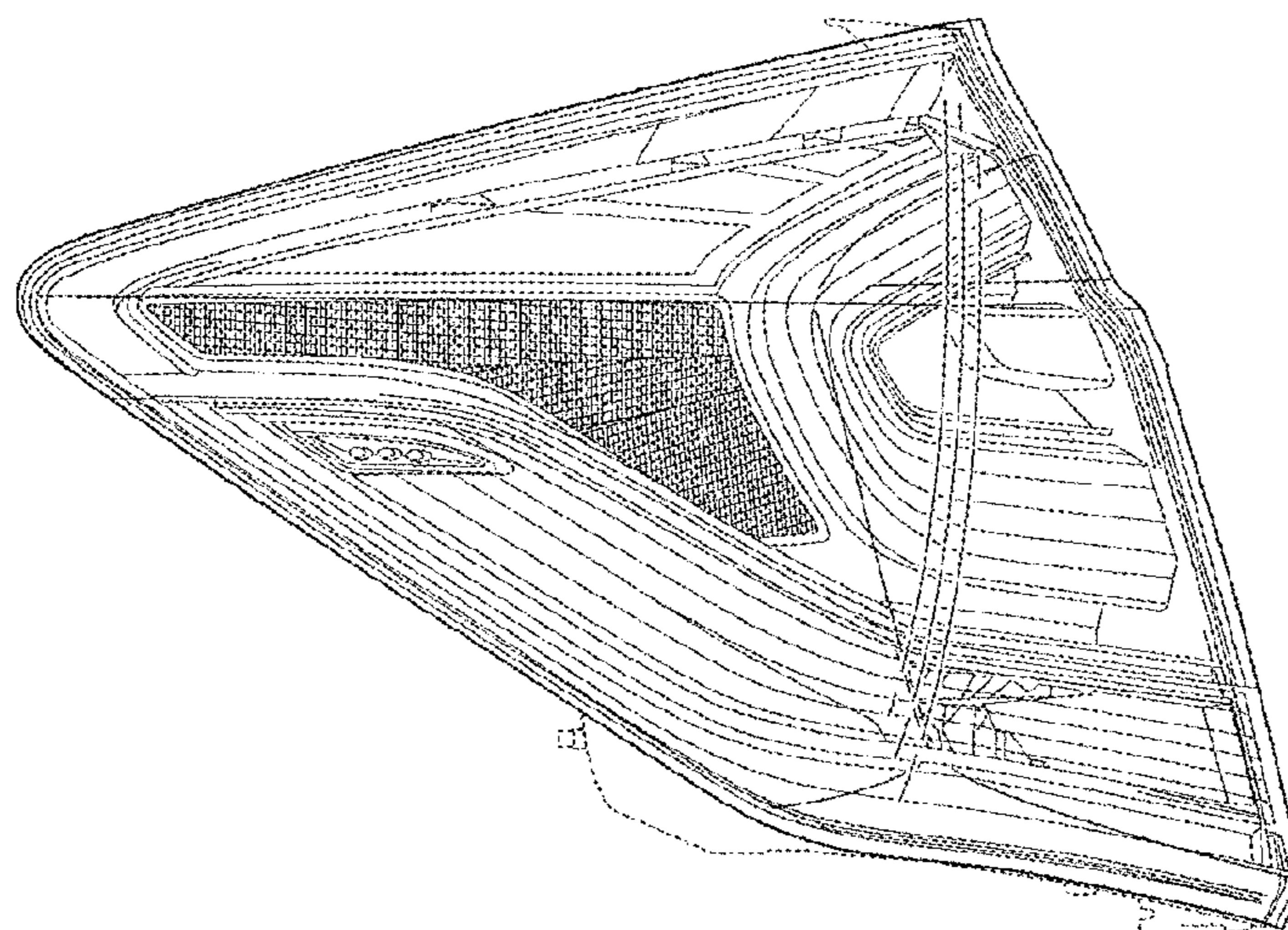


FIG.4

