



US00D690843S

(12) **United States Design Patent**
Feigenbaum

(10) **Patent No.:** **US D690,843 S**

(45) **Date of Patent:** **** Oct. 1, 2013**

(54) **LIGHTING DEVICE**

(75) Inventor: **Marvin Feigenbaum**, New York, NY
(US)

(73) Assignee: **Acolyte Technologies Corporation**,
New York, NY (US)

(**) Term: **14 Years**

(21) Appl. No.: **29/401,442**

(22) Filed: **Sep. 28, 2011**

Related U.S. Application Data

(63) Continuation-in-part of application No. 29/360,778,
filed on Apr. 30, 2010, now Pat. No. Des. 647,228.

(51) **LOC (9) Cl.** **26-05**

(52) **U.S. Cl.**
USPC **D26/24**

(58) **Field of Classification Search**
USPC D26/24, 26, 37, 46, 72, 85, 87, 88,
D26/89, 93, 104, 113, 118, 1, 2, 3, 28, 38,
D26/60; D10/111, 114; D23/366, 367, 368;
D13/107, 108, 180, 182; 362/640, 641, 642,
362/643, 644, 652, 653, 655, 657, 249.02,
362/311.02, 800, 806, 555, 567, 116, 122,
362/123, 145, 147, 157, 183, 194, 195, 200
See application file for complete search history.

(56) **References Cited**

U.S. PATENT DOCUMENTS

D104,851 S	6/1937	Hammer
D106,292 S	10/1937	Hammer
D124,524 S	1/1941	Benioff
D143,901 S	2/1946	Dwiggins
D143,903 S	2/1946	Dwiggins
3,836,766 A	9/1974	Auerbach
D234,155 S	1/1975	Gellert

4,006,614 A	2/1977	Decker
4,265,039 A	5/1981	Brooks
D285,456 S	9/1986	Wiens
D291,360 S	8/1987	De Vos et al.
4,860,177 A	8/1989	Simms
D319,078 S	8/1991	Hector, Sr.
D331,638 S	12/1992	Vamberszky et al.
5,307,250 A	4/1994	Pearson
D348,535 S	7/1994	Burnett
D349,778 S	8/1994	Johnson et al.
D357,758 S	4/1995	Lipps et al.

(Continued)

OTHER PUBLICATIONS

Acolyte Technologies Corporation, Products Catalog, www.
888Acolyte.com.

(Continued)

Primary Examiner — Brian N Vinson

(74) *Attorney, Agent, or Firm* — Gottlieb, Rackman &
Reisman PC

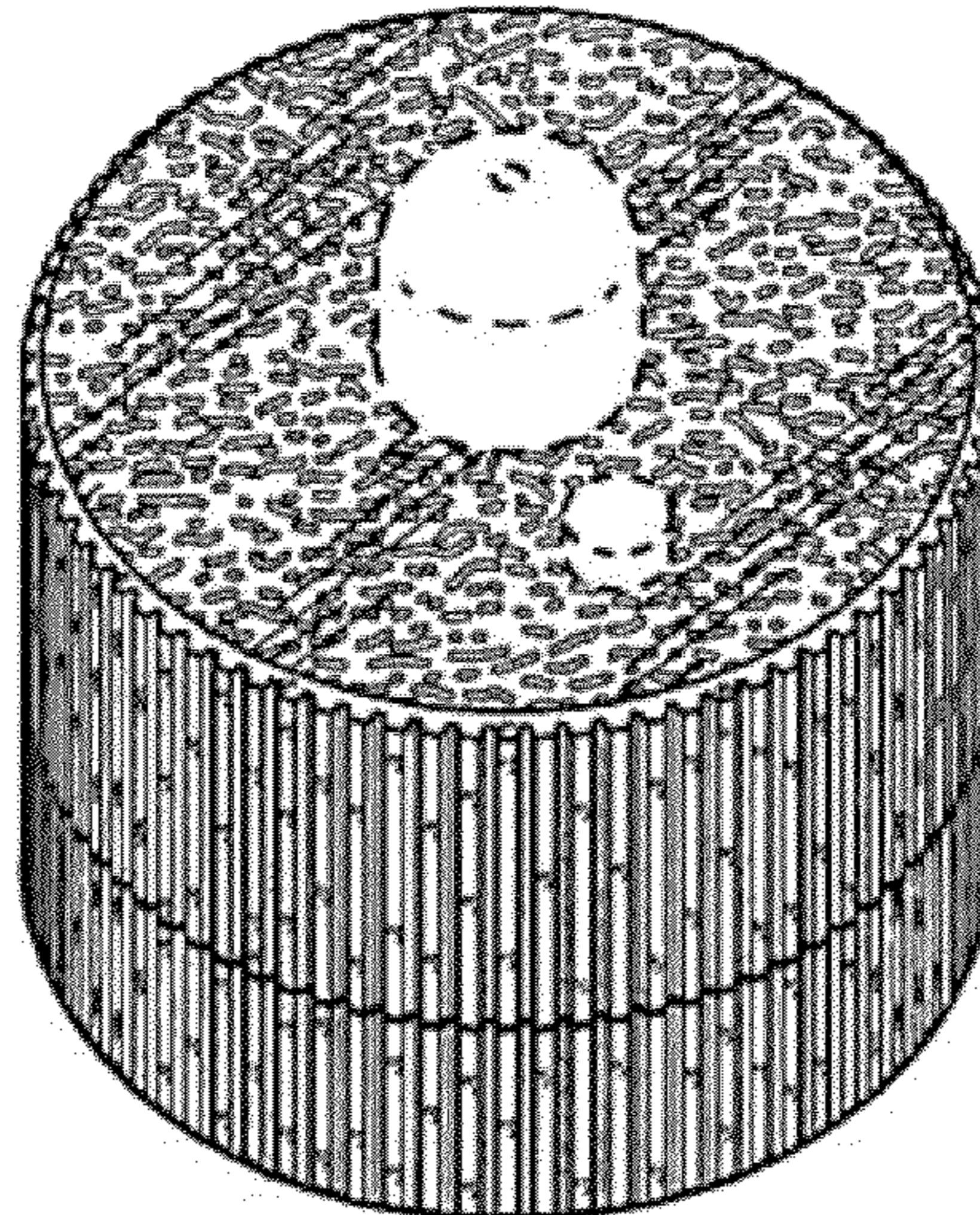
(57) **CLAIM**

The ornamental design for a lighting device, as shown and
described.

DESCRIPTION

FIG. 1 is a top, front and left side perspective view of a
lighting device showing my new design;
FIG. 2 is a left side elevational view thereof, the right side
elevational view being a mirror image;
FIG. 3 is a front elevational view thereof;
FIG. 4 is a rear elevational view thereof;
FIG. 5 is a top plan view thereof; and,
FIG. 6 is a bottom plan view thereof.
The broken-line disclosure represents portions of the article
in which the claimed design is embodied, but which form no
part of the claimed design.

1 Claim, 3 Drawing Sheets



(56)

References Cited

U.S. PATENT DOCUMENTS

D370,072 S 5/1996 Arden
 D377,229 S 1/1997 Shalvi
 D384,181 S * 9/1997 Borden D26/37
 5,685,097 A 11/1997 Marinov
 D397,233 S 8/1998 Bassford
 D400,406 S 11/1998 House
 6,120,162 A 9/2000 Guerrieri
 D439,355 S 3/2001 Ford
 D442,303 S * 5/2001 Moriyama et al. D26/24
 D443,093 S 5/2001 Chiang
 D443,713 S 6/2001 Benensohn
 D446,325 S 8/2001 Guerrieri
 D447,584 S 9/2001 Guerrieri
 D470,891 S 2/2003 Grosz
 D472,339 S 3/2003 Russello et al.
 D482,469 S 11/2003 Guerrieri
 6,641,283 B1 11/2003 Bohler
 D484,270 S * 12/2003 Yiu D26/89
 D485,004 S 1/2004 Olson
 D489,578 S 5/2004 Lai
 D495,818 S 9/2004 Shieh
 6,840,654 B2 1/2005 Guerrieri
 D501,573 S 2/2005 Benensohn
 6,848,807 B2 2/2005 Guerrieri
 6,848,808 B2 2/2005 Guerrieri
 6,857,771 B2 2/2005 Guerrieri
 6,900,735 B2 5/2005 Guerrieri
 D510,639 S 10/2005 Brady
 D528,996 S 9/2006 Egawa
 D535,039 S 1/2007 Sorokin
 D535,262 S 1/2007 Saito et al.
 D543,245 S 5/2007 Feibelman et al.
 D544,117 S 6/2007 Coughaine
 D561,373 S * 2/2008 Yan D26/72
 D561,924 S * 2/2008 Yiu D26/72
 D562,492 S 2/2008 Chen
 D573,292 S 7/2008 Zheng et al.
 D577,836 S 9/2008 Engebrigtsen

D586,491 S 2/2009 Levine
 D590,098 S 4/2009 Campbell
 D593,224 S * 5/2009 Hanley D26/2
 D598,053 S 8/2009 Sanchez
 D598,583 S 8/2009 Levine
 D603,811 S * 11/2009 Son D13/180
 D604,880 S 11/2009 Lovegrove
 D610,733 S 2/2010 Chang
 D615,231 S 5/2010 van Klinken
 D616,590 S 5/2010 Huang et al.
 D617,038 S 6/2010 Feigenbaum
 D620,187 S 7/2010 Quadri
 D620,191 S 7/2010 Feigenbaum
 D625,870 S 10/2010 Feigenbaum
 D626,280 S 10/2010 Feigenbaum
 D629,549 S 12/2010 Feigenbaum
 D633,232 S * 2/2011 Feigenbaum D26/24
 D633,234 S * 2/2011 Feigenbaum D26/24
 D642,298 S * 7/2011 Feigenbaum D26/24
 D642,299 S * 7/2011 Feigenbaum D26/24
 D643,557 S * 8/2011 Feigenbaum D26/24
 D647,228 S * 10/2011 Feigenbaum D26/24
 D653,781 S * 2/2012 Feigenbaum D26/24
 2008/0158863 A1 7/2008 Tsai
 2010/0039825 A1 2/2010 Yu et al.
 2010/0271823 A1 10/2010 Huang et al.

OTHER PUBLICATIONS

Japanese Patent Office, Office Action in connection with design application serial No. D 2010-013870, rejecting the subject design based on the publication of the product on Amazon.com (see attached photograph) on Jun. 22, 2009.

US Patent Office Pending Applications and their respective file histories, U.S. Appl. Nos. 29/401,442, 29/398,581, 29/398,579, 29/398,578, 29/398,576, 29/398,573, 29/394,839, 29/360,778, 29/350,019, 29/346,996.

* cited by examiner

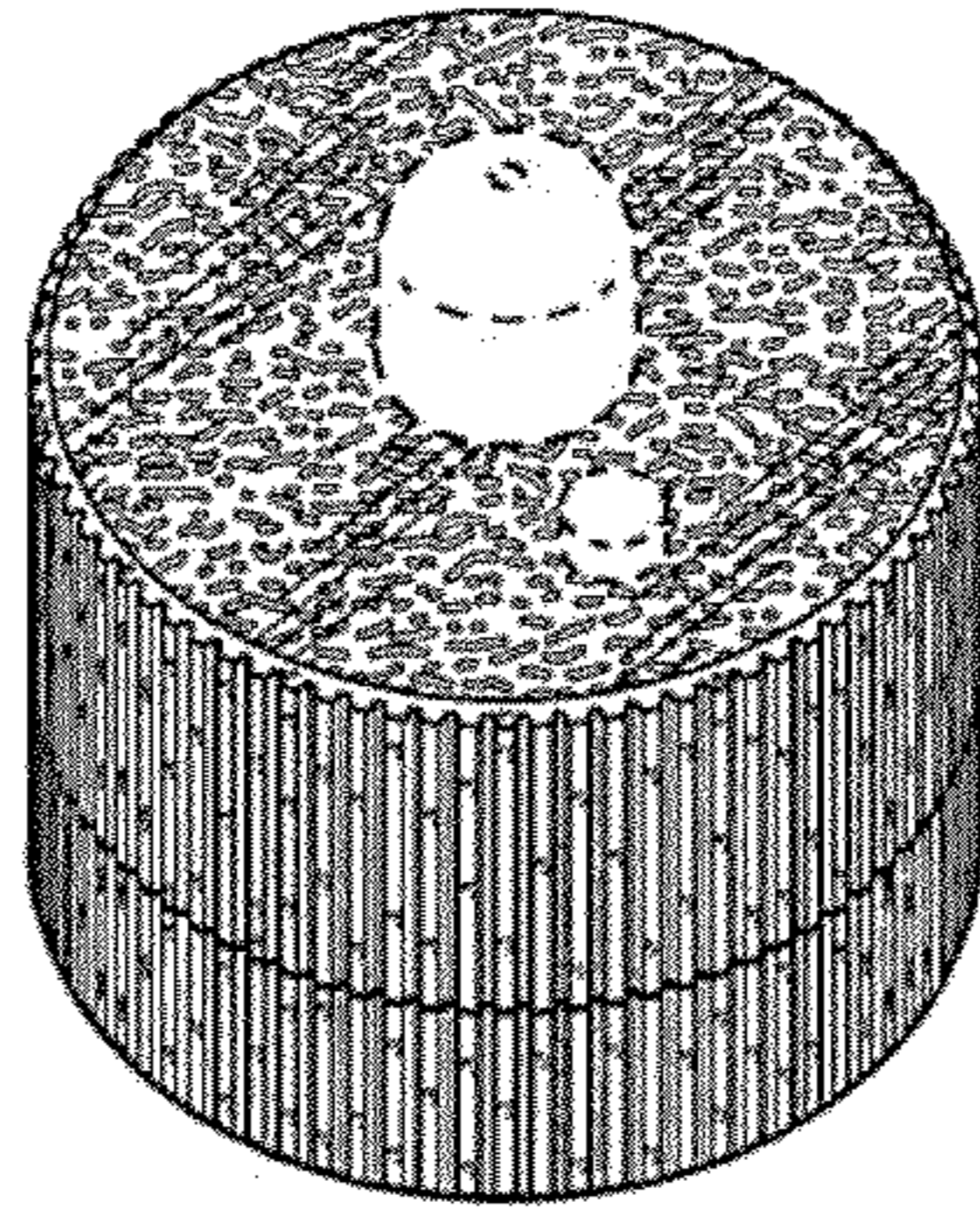


FIG. 1

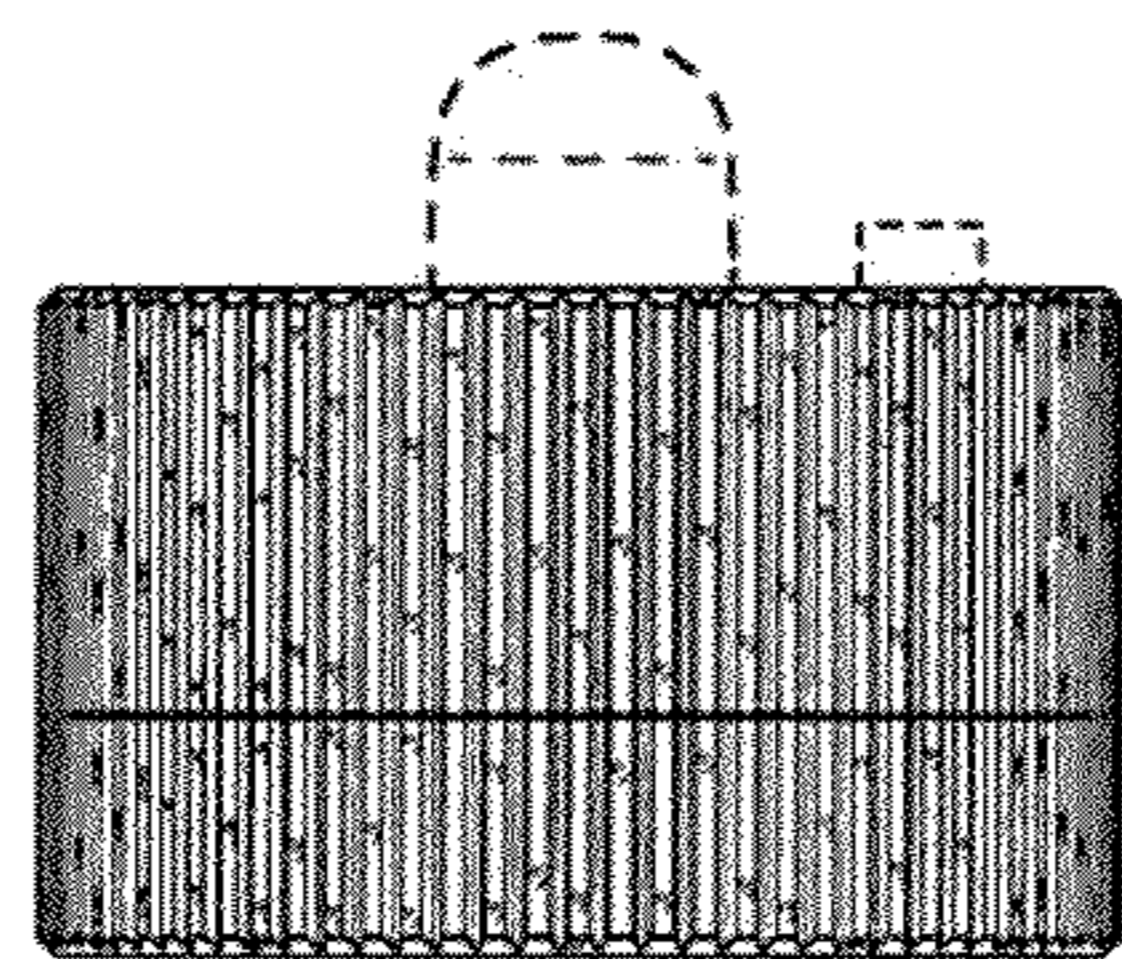


FIG. 2

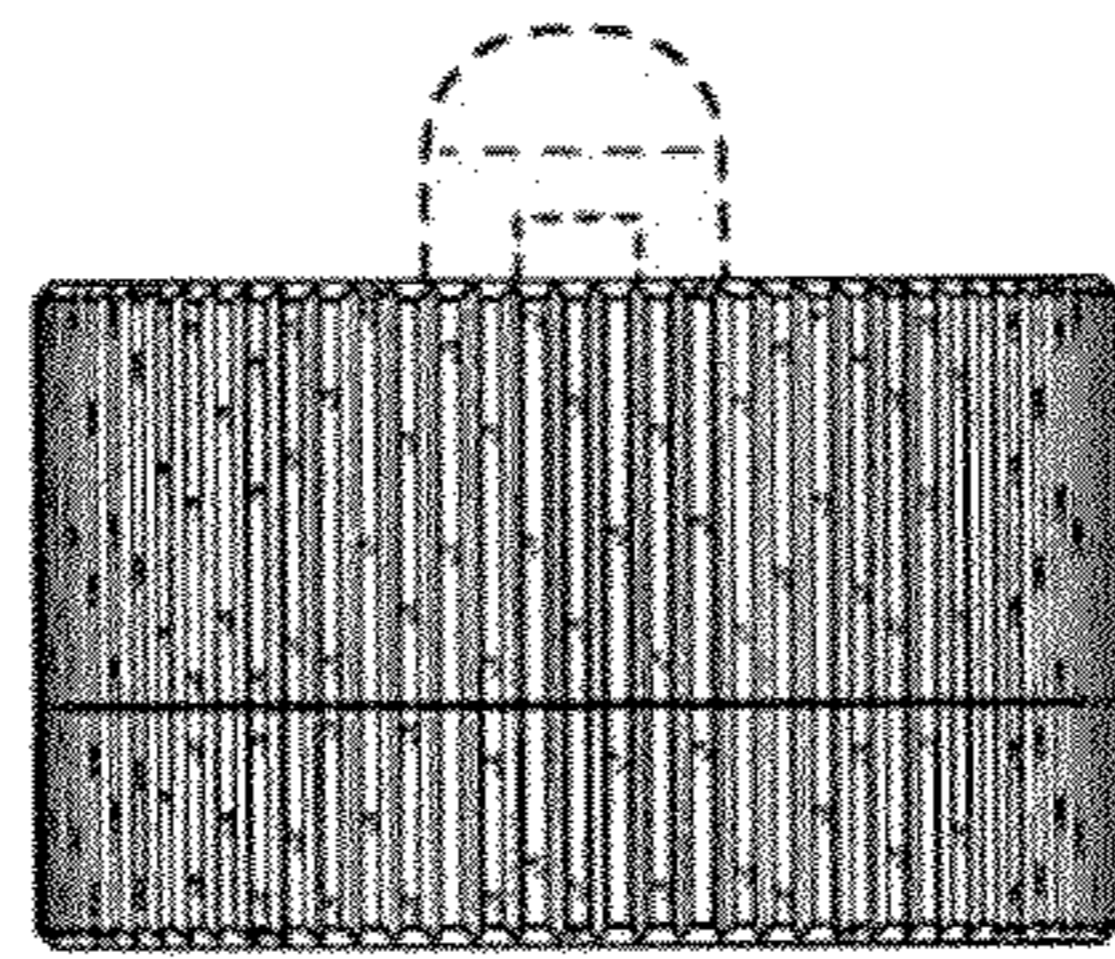


FIG. 3

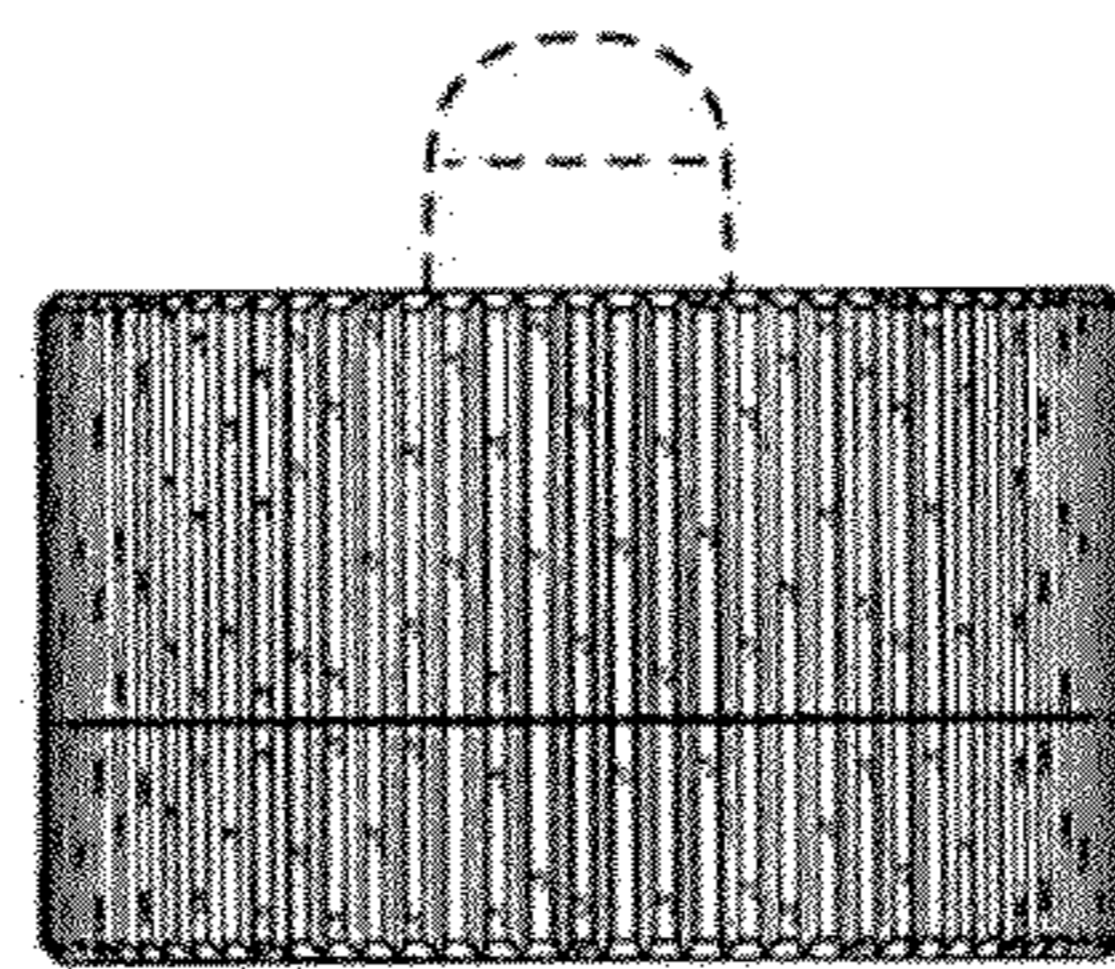


FIG. 4

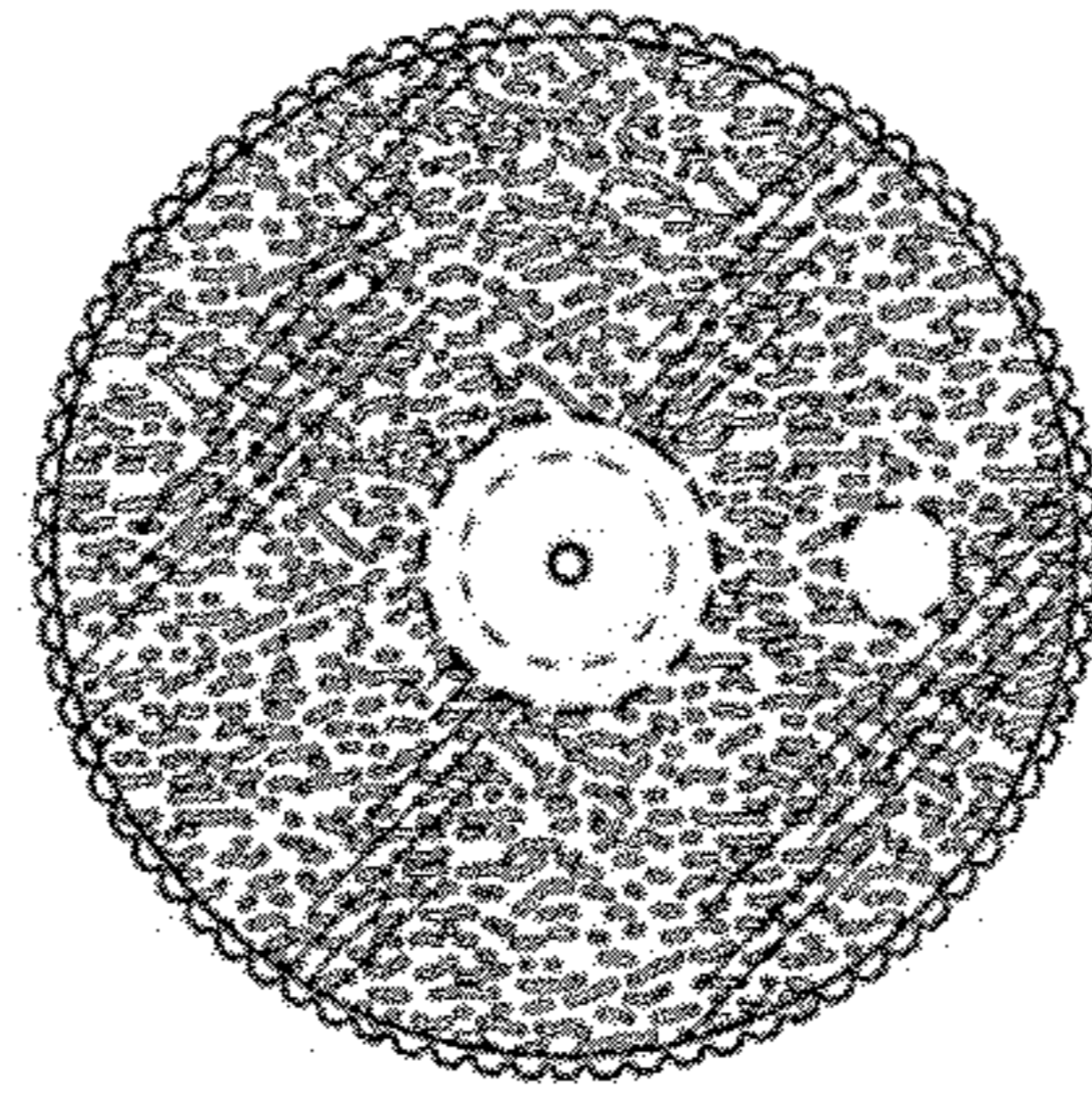


FIG. 5

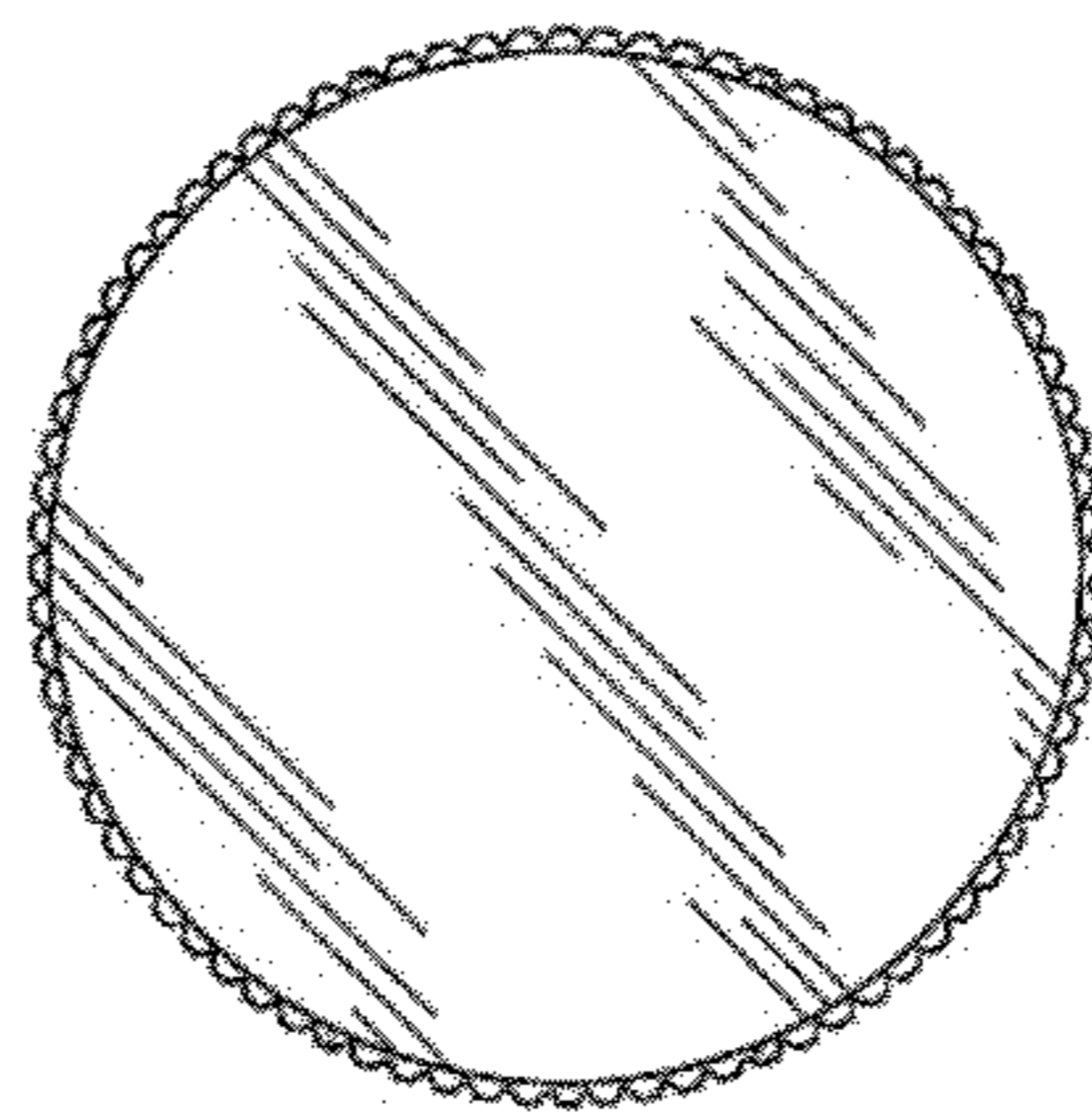


FIG. 6