



US00D690824S

(12) **United States Design Patent**
Olson et al.

(10) **Patent No.:** **US D690,824 S**
(45) **Date of Patent:** **** *Oct. 1, 2013**

(54) **CONSTELLATION OF CHAMBERS FOR DISTRIBUTING PNEUMATIC PRESSURE**

4,175,297 A * 11/1979 Robbins et al. 5/713
4,197,837 A * 4/1980 Tringali et al. 601/150
5,307,521 A * 5/1994 Davis 602/23

(75) Inventors: **Jonathan M Olson**, San Jose, CA (US);
Salvatore G Mangano, Menlo Park, CA (US);
Richard A Lotti, Santa Cruz, CA (US);
Thomas J Fogarty, Portola Valley, CA (US)

(Continued)

Primary Examiner — David Muller

(74) *Attorney, Agent, or Firm* — Ryan Krumholz & Manion, S.C.

(73) Assignee: **Venous Health Systems, Inc.**, Portola Valley, CA (US)

(57) **CLAIM**

The ornamental design for a constellation of chambers for distributing pneumatic pressure, as shown and described.

(*) Notice: This patent is subject to a terminal disclaimer.

DESCRIPTION

(**) Term: **14 Years**

FIG. 1 is a perspective view of a constellation of chambers for distributing pneumatic pressure, viewed along one side of the constellation.

(21) Appl. No.: **29/396,950**

FIG. 2 is a plan view of the constellation of chambers for distributing pneumatic pressure, after having been rotated 90° clockwise from FIG. 1 to present, when viewing FIG. 2, a left side, a right side, a top side, and a bottom side.

(22) Filed: **Jul. 8, 2011**

FIG. 3 is a plan view of the constellation of chambers for distributing pneumatic pressure, after having been turned over from FIG. 2.

Related U.S. Application Data

(63) Continuation-in-part of application No. 12/966,294, filed on Dec. 13, 2010.

(51) **LOC (9) Cl.** **28-03**

(52) **U.S. Cl.**
USPC **D24/200**

(58) **Field of Classification Search**
USPC D24/200, 206–208, 189–192; 602/1–7, 602/17–27, 61–66, 74; 128/95.1, 96.1, 97.1, 128/100.1, 101.1, 876; 606/204, 27; 607/96, 607/108, 109, 111, 112; 600/372, 382, 383; D29/101.2, 101.5, 120.1, 121.1; D3/327; 601/15, 148–153; 126/204; D5/66, 99; 5/713; 428/88

FIG. 4 is a side edge view the constellation of chambers for distributing pneumatic pressure, viewed along the right side presented in FIG. 2.

FIG. 5 is a side edge view the constellation of chambers for distributing pneumatic pressure, viewed along the left side presented in FIG. 2.

FIG. 6 is a side edge view the constellation of chambers for distributing pneumatic pressure, viewed along the top side presented in FIG. 2; and,

FIG. 7 is a side edge view the constellation of chambers for distributing pneumatic pressure, viewed along the bottom side presented in FIG. 2.

See application file for complete search history.

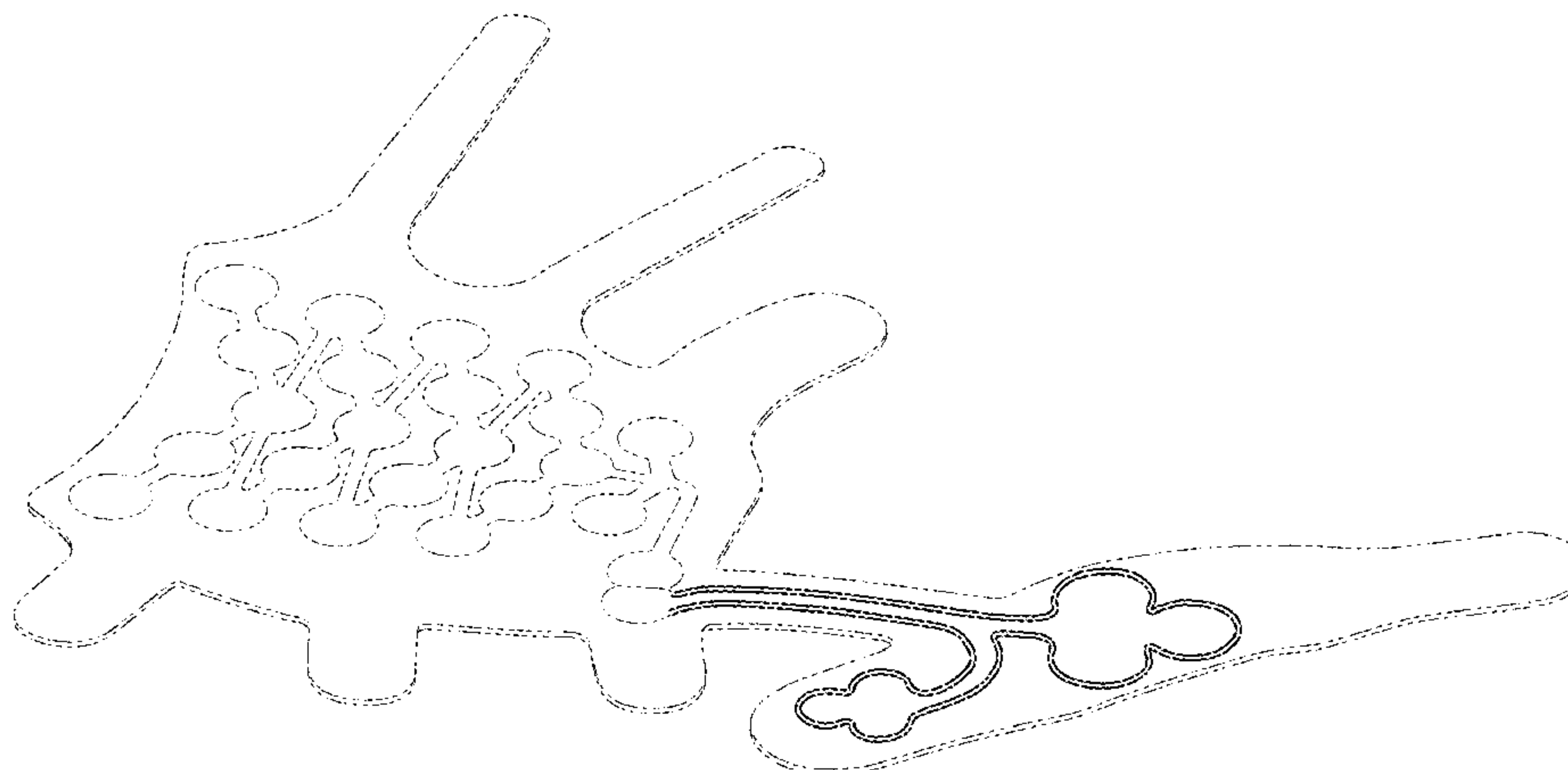
The broken lines in the Figures, which show the outline of a representative garment that carries the constellation of chambers for distributing pneumatic pressure, are included for the purpose of illustrating environment and form no part of the claimed design.

(56) **References Cited**

U.S. PATENT DOCUMENTS

4,000,342 A * 12/1976 Rochelle et al. 428/88
D250,291 S * 11/1978 Gerow D5/66

1 Claim, 4 Drawing Sheets



(56)

References Cited

U.S. PATENT DOCUMENTS

D357,747 S * 4/1995 Kelly D24/206
D358,216 S * 5/1995 Dye D24/206
5,489,259 A * 2/1996 Jacobs et al. 602/27
D383,546 S * 9/1997 Amis et al. D24/206
D383,848 S * 9/1997 Mason et al. D24/206
D389,653 S * 1/1998 Toerner et al. D5/66

6,625,481 B2 * 9/2003 Bennett et al. 600/383
6,823,549 B1 * 11/2004 Hampton et al. 5/713
6,847,836 B1 * 1/2005 Sujdak 600/382
7,540,848 B2 * 6/2009 Hannigan et al. 602/2
D612,616 S * 3/2010 Sanders et al. D5/60
D662,212 S * 6/2012 Quisenberry D24/206
D668,066 S * 10/2012 Diringer D5/66

* cited by examiner

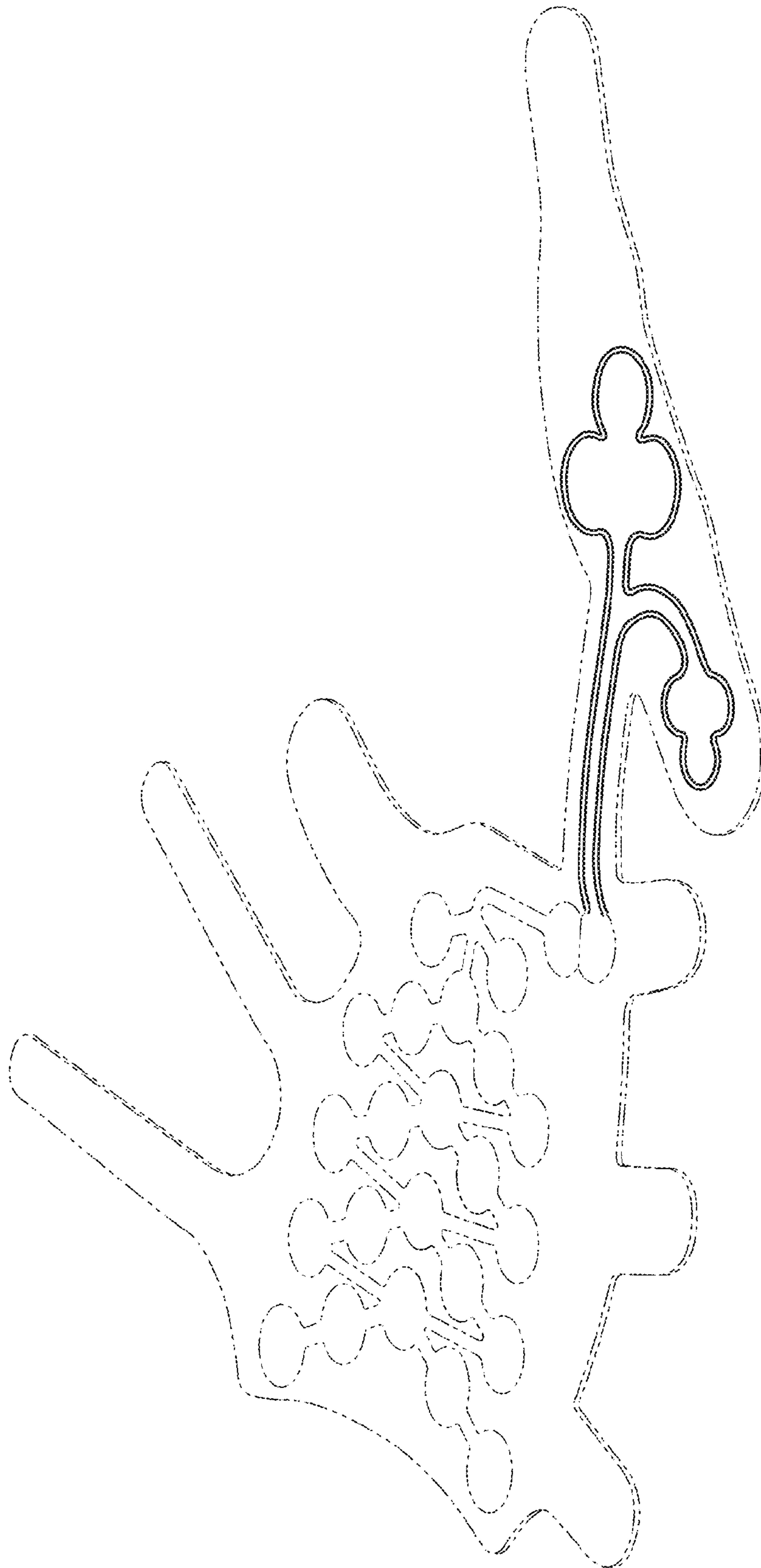


Fig. 1

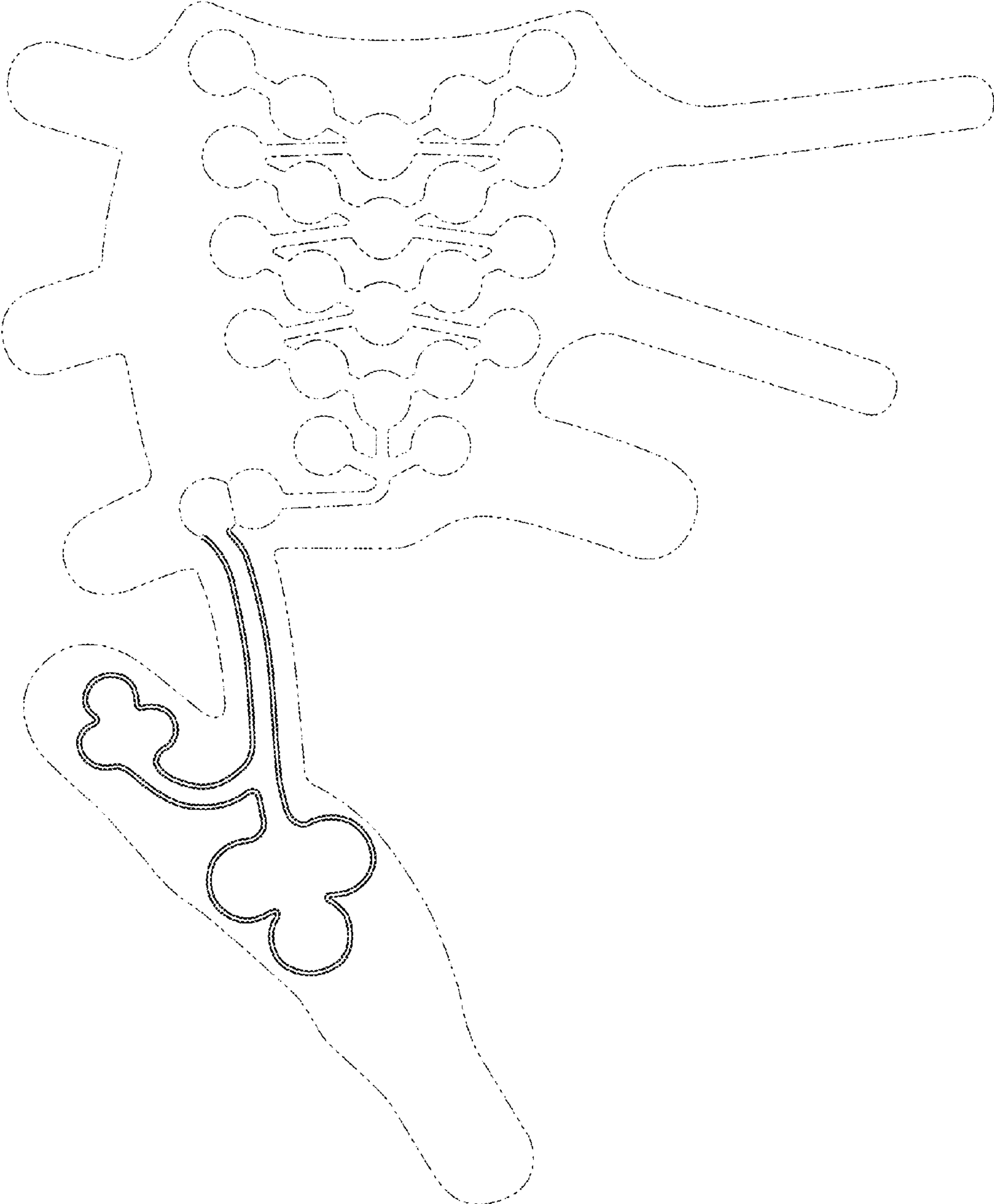


Fig. 2

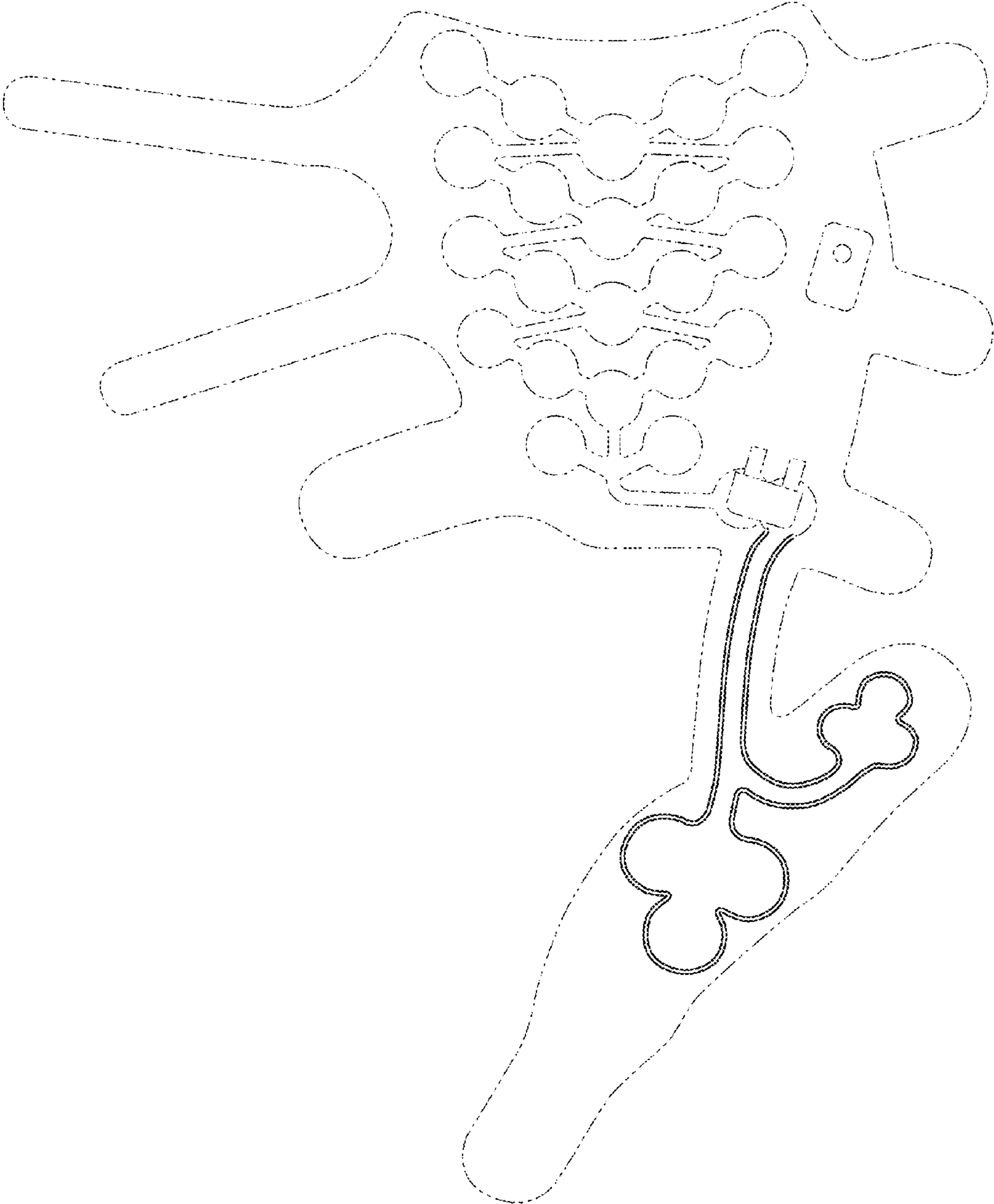


Fig. 3




Fig. 4



Fig. 5




Fig. 6




Fig. 7

UNITED STATES PATENT AND TRADEMARK OFFICE
CERTIFICATE OF CORRECTION

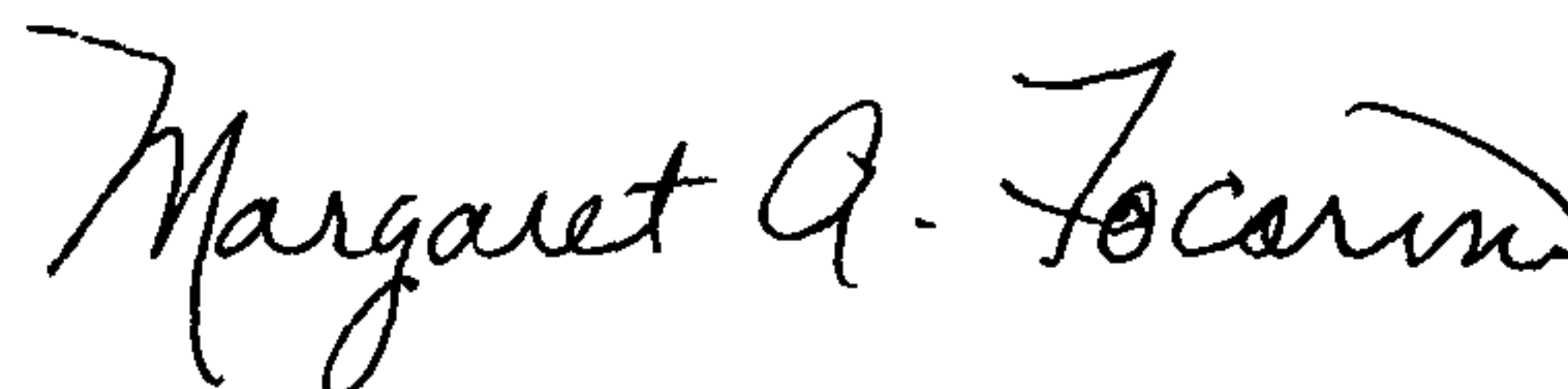
PATENT NO. : D690,824 S
APPLICATION NO. : 29/396950
DATED : October 1, 2013
INVENTOR(S) : Olson et al.

Page 1 of 1

It is certified that error appears in the above-identified patent and that said Letters Patent is hereby corrected as shown below:

On the title page item (74) Attorney, Agent, or Firm– delete “Ryan Krumholz & Manion, S.C.” and substitute --Ryan Kromholz & Manion, S.C.--

Signed and Sealed this
Tenth Day of December, 2013



Margaret A. Focarino
Commissioner for Patents of the United States Patent and Trademark Office