



US00D690810S

(12) **United States Design Patent**
Nawrocki et al.

(10) **Patent No.:** **US D690,810 S**

(45) **Date of Patent:** **** Oct. 1, 2013**

(54) **SURGICAL SUTURE**

(71) Applicants: **Jesse G. Nawrocki**, Annandale, NJ
(US); **David C. Lindh, Sr.**, Flemington,
NJ (US)

(72) Inventors: **Jesse G. Nawrocki**, Annandale, NJ
(US); **David C. Lindh, Sr.**, Flemington,
NJ (US)

(73) Assignee: **Ethicon, Inc.**, Somerville, NJ (US)

(**) Term: **14 Years**

(21) Appl. No.: **29/432,538**

(22) Filed: **Sep. 17, 2012**

(51) **LOC (9) Cl.** **24-02**

(52) **U.S. Cl.**
USPC **D24/145**

(58) **Field of Classification Search**
USPC D24/145; 401/28; 24/449; 606/300,
606/310, 330, 213, 225, 228, 230
See application file for complete search history.

(56) **References Cited**

U.S. PATENT DOCUMENTS

3,123,077	A *	3/1964	Alcamo	D24/145
8,100,941	B2 *	1/2012	Lindh et al.	606/228
8,226,684	B2 *	7/2012	Nawrocki et al.	606/228
8,398,679	B2 *	3/2013	Primavera et al.	606/228

2007/0005110	A1 *	1/2007	Collier et al.	606/228
2008/0312688	A1 *	12/2008	Nawrocki et al.	606/228
2010/0087855	A1 *	4/2010	Leung et al.	606/228
2011/0307007	A1 *	12/2011	Cohen et al.	606/228
2012/0150194	A1 *	6/2012	Odermatt et al.	606/228
2013/0066369	A1 *	3/2013	Collier et al.	606/230
2013/0085525	A1 *	4/2013	Nawrocki et al.	606/228
2013/0090686	A1 *	4/2013	Stopek et al.	606/230

* cited by examiner

Primary Examiner — Wan Laymon

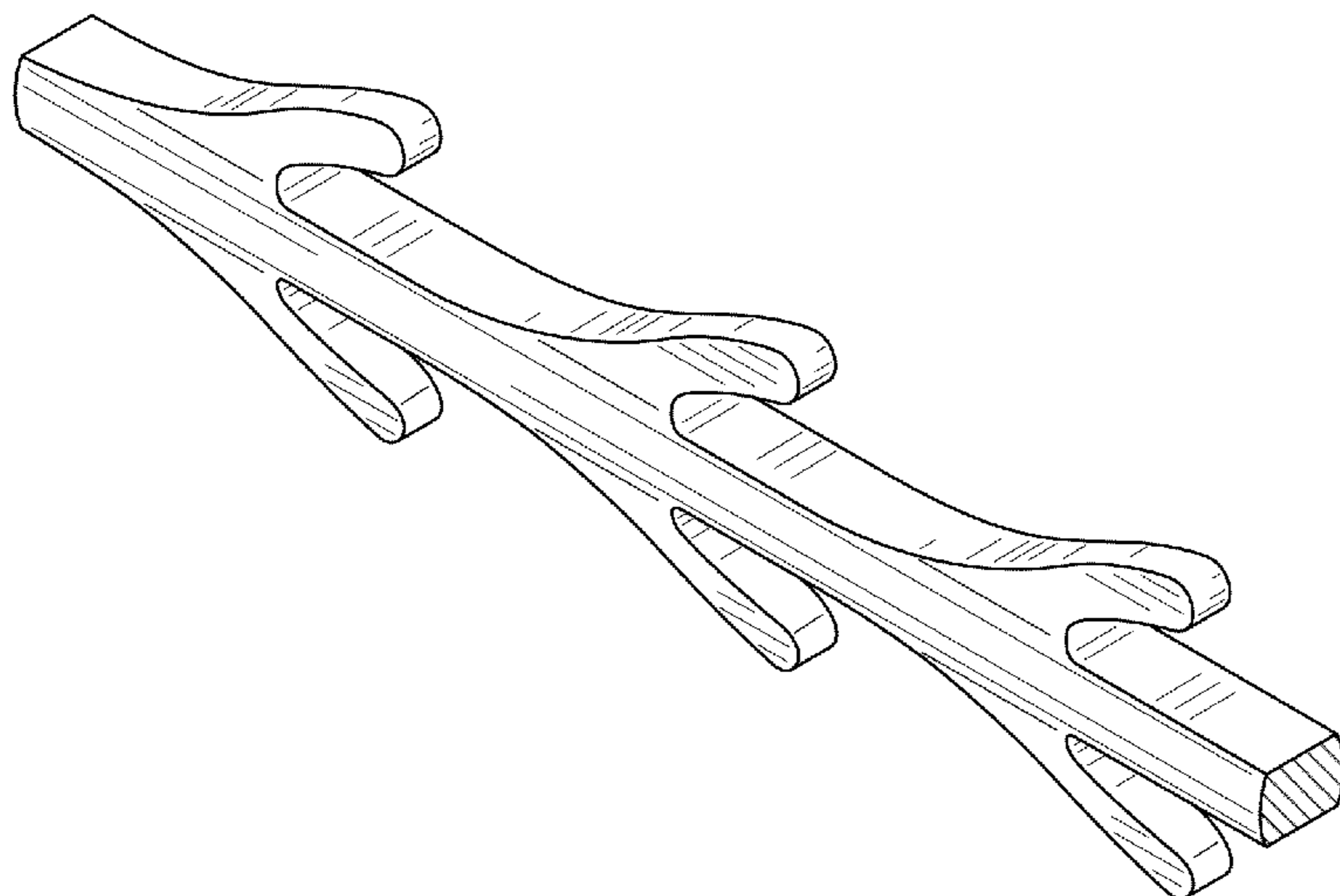
(57) **CLAIM**

The ornamental design for a surgical suture, as shown and described.

DESCRIPTION

FIG. 1 is a perspective view of a surgical suture, showing our new design;
FIG. 2 is a rear elevation view of the surgical suture shown in FIG. 1;
FIG. 3 is a front elevation view of the surgical suture shown in FIG. 1;
FIG. 4 is a right side view of the surgical suture shown in FIG. 1;
FIG. 5 is a left side view of the surgical suture shown in FIG. 1;
FIG. 6 is a top plan view of the surgical suture shown in FIG. 1; and,
FIG. 7 is a bottom plan view of the surgical suture shown in FIG. 1.

1 Claim, 2 Drawing Sheets



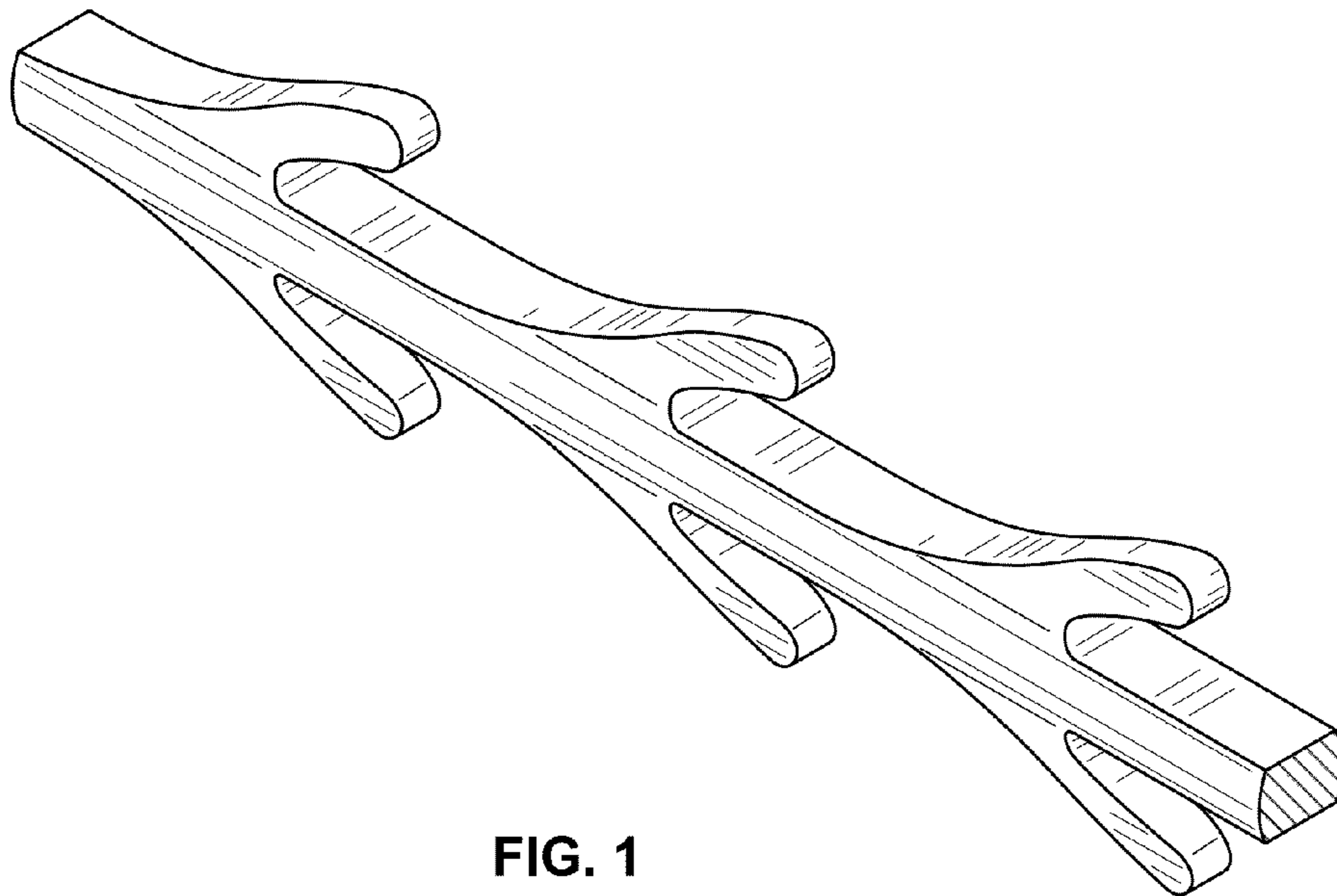


FIG. 1

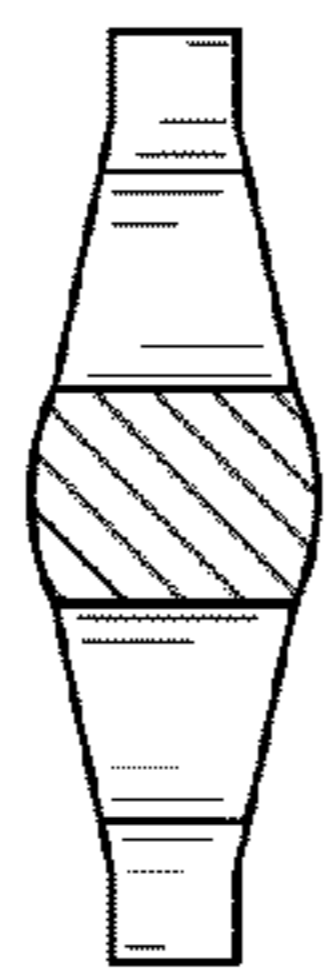


FIG. 2

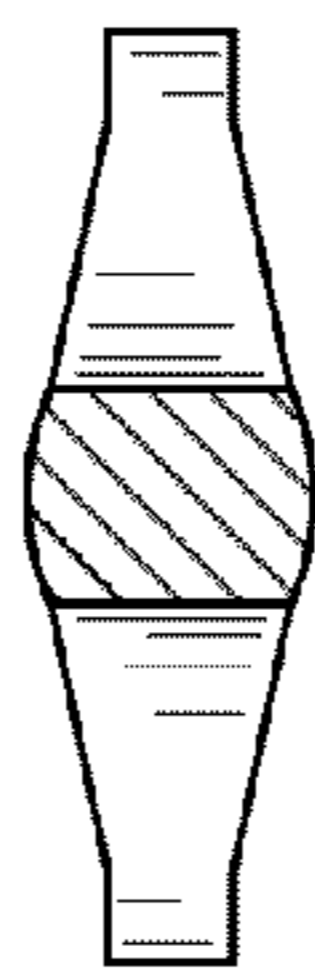


FIG. 3

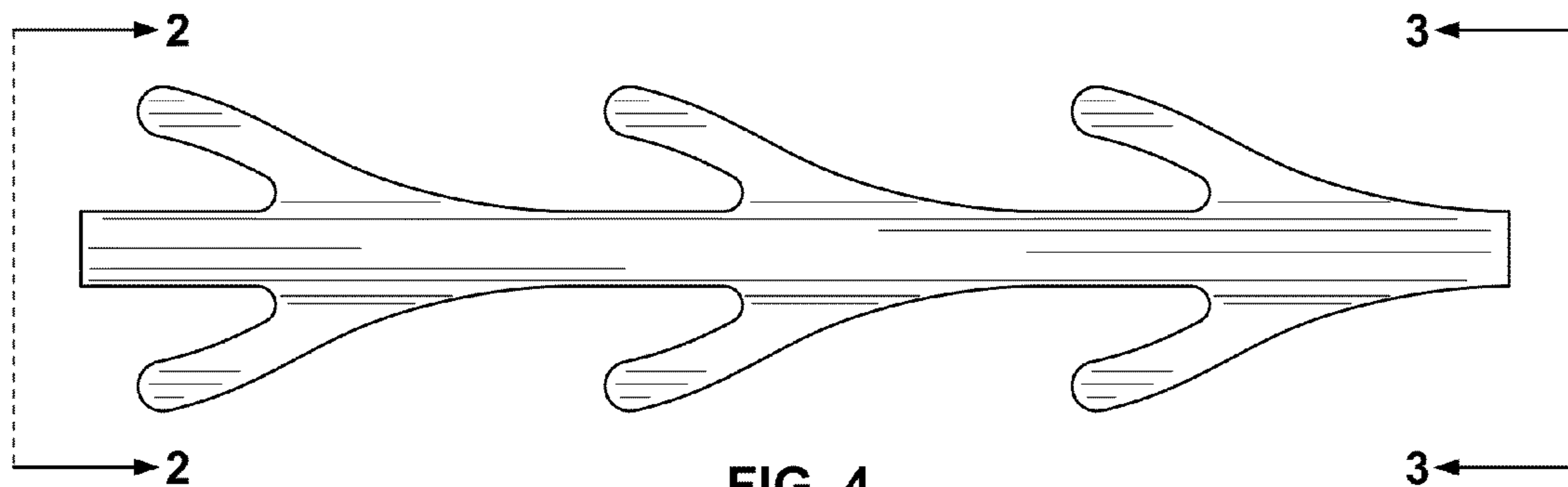


FIG. 4

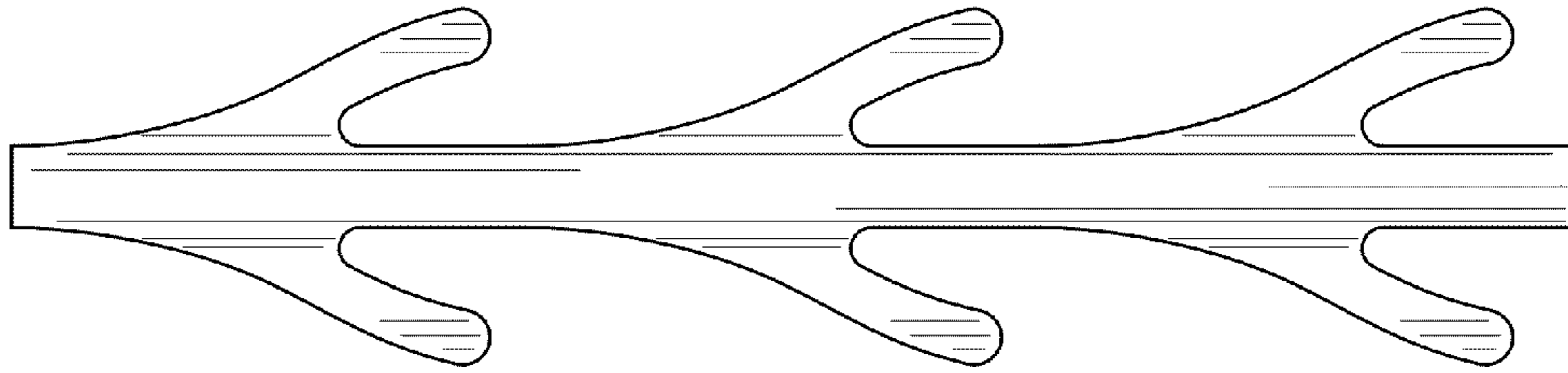


FIG. 5

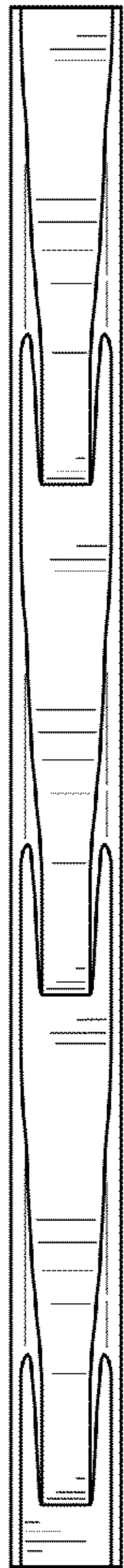


FIG. 6

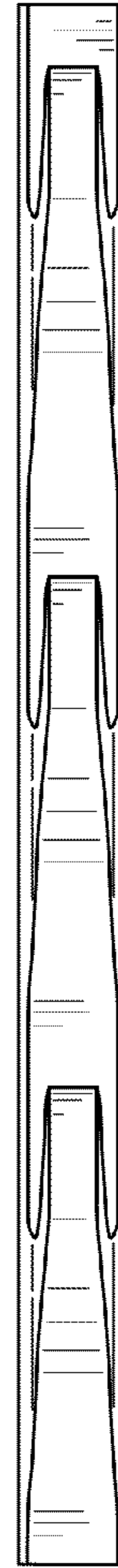


FIG. 7