

US00D690791S

(12) **United States Design Patent**
Wortley et al.

(10) **Patent No.:** **US D690,791 S**
(45) **Date of Patent:** **** Oct. 1, 2013**

(54) **APPLICATOR**

(75) Inventors: **Russell B. Wortley**, Kenosha, WI (US);
Michael E. Klinkhammer, Racine, WI
(US); **Douglas A. Soller**, Racine, WI
(US); **William J. Rice**, Antioch, IL (US);
Tanya M. Jacobs, Deforest, WI (US)

(73) Assignee: **S.C. Johnson & Son, Inc.**, Racine, WI
(US)

(**) Term: **14 Years**

(21) Appl. No.: **29/424,847**

(22) Filed: **Jun. 15, 2012**

(51) **LOC (9) Cl.** **23-01**

(52) **U.S. Cl.**
USPC **D23/208**

(58) **Field of Classification Search**
USPC D23/207, 208; D9/424; 206/0.5;
4/223, 225.1, 227.1, 227.2; 239/34, 53
See application file for complete search history.

(56) **References Cited**

U.S. PATENT DOCUMENTS

3,386,793	A	6/1968	Stanton	
3,424,380	A *	1/1969	Curran	239/60
3,618,143	A *	11/1971	Hill et al.	4/227.1
3,860,348	A	1/1975	Doyle	
4,040,515	A *	8/1977	Hessel et al.	206/0.5
4,254,871	A	3/1981	Poore	
4,362,000	A	12/1982	Poore	
D293,263	S *	12/1987	Ronayne	D23/208
4,963,045	A	10/1990	Willcox	
5,019,346	A	5/1991	Richter et al.	
5,312,624	A	5/1994	Richter et al.	
D400,642	S *	11/1998	Morice et al.	D23/208
6,037,319	A	3/2000	Dickler et al.	
6,136,776	A	10/2000	Dickler et al.	
D436,532	S	1/2001	Richardson	

6,378,274	B1	4/2002	Harbour	
6,499,597	B2	12/2002	Edwards et al.	
D479,097	S	9/2003	Willis	
6,667,286	B1	12/2003	Dettinger et al.	
6,898,921	B2	5/2005	Duffield	
6,948,193	B2 *	9/2005	Hsu	4/227.1
7,105,478	B2	9/2006	Guzmann et al.	
7,108,440	B1	9/2006	Gruenbacher et al.	
7,189,686	B2	3/2007	Burt et al.	
7,243,798	B2	7/2007	Buss	
7,273,841	B2	9/2007	Colurciello et al.	
7,424,797	B2	9/2008	Duffield	

(Continued)

FOREIGN PATENT DOCUMENTS

EP	2141221	A1	1/2010
EP	1901972	B1	3/2010

(Continued)

OTHER PUBLICATIONS

PCT/US2011/001411 International Search Report dated Nov. 30, 2011.

Primary Examiner — Robin V Webster

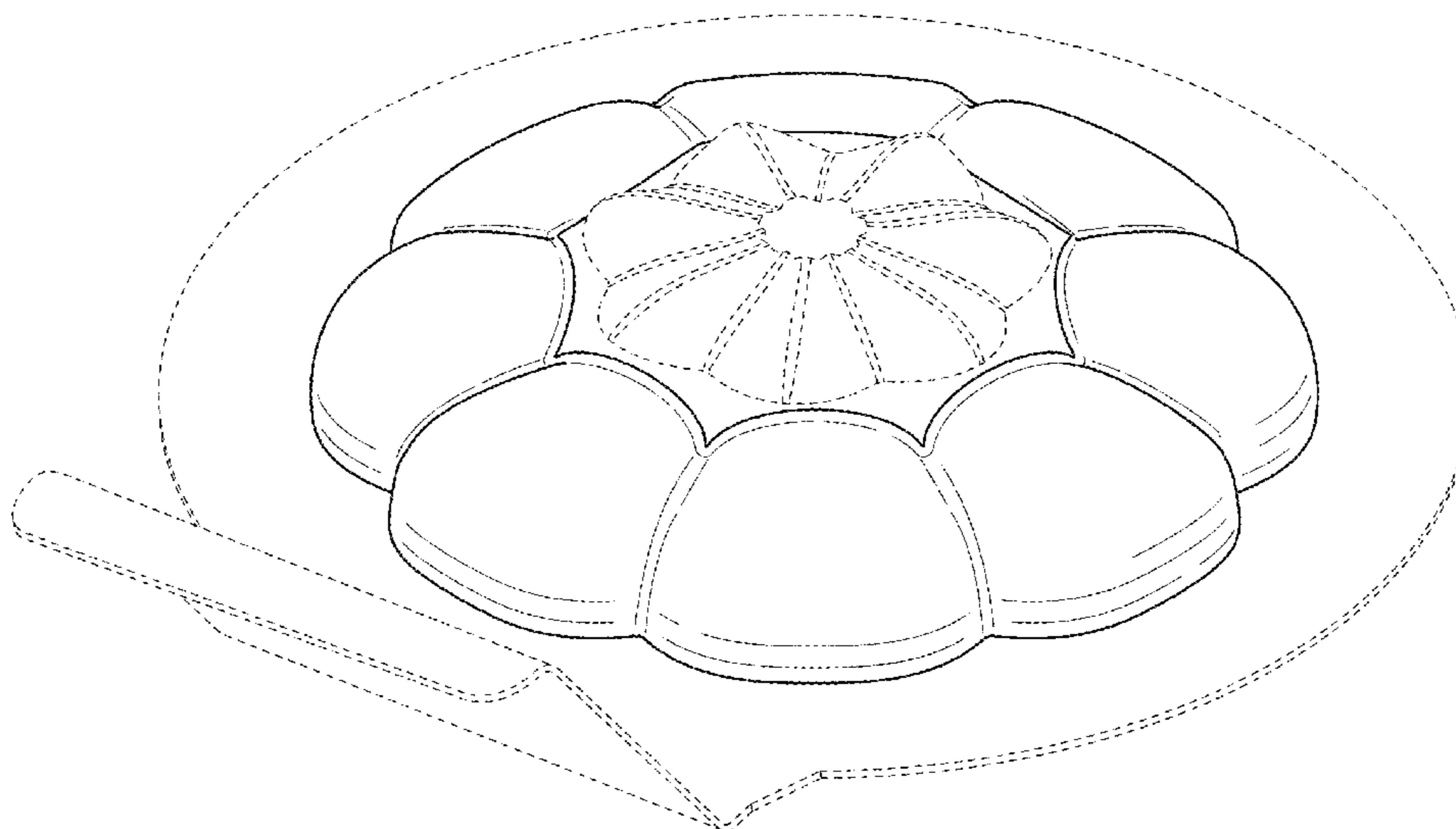
(57) **CLAIM**

The ornamental design for an applicator, as shown and described.

DESCRIPTION

FIG. 1 is a top, front, right perspective view of an applicator showing our new design;
FIG. 2 is a front view thereof;
FIG. 3 is a rear view thereof;
FIG. 4 is a right side view thereof;
FIG. 5 is a left side view thereof; and,
FIG. 6 is a top view thereof.
The broken lines are for environmental purposes only and form no part of the claimed design.

1 Claim, 6 Drawing Sheets



(56)

References Cited

U.S. PATENT DOCUMENTS

7,448,496	B2	11/2008	Williams-Hartman
7,469,519	B2	12/2008	Barthel et al.
7,520,406	B2	4/2009	Jaichandra et al.
7,625,856	B2	12/2009	Burt et al.
D623,798	S	9/2010	Huynh
D628,675	S *	12/2010	Newman et al. D23/210
2002/0195369	A1	12/2002	Bergman
2004/0011693	A1	1/2004	Prenger et al.
2004/0065679	A1	4/2004	Peuker et al.
2006/0213801	A1	9/2006	Karaoren et al.
2006/0260973	A1	11/2006	Macinnes et al.
2007/0053737	A1	3/2007	Morris et al.
2008/0003052	A1	1/2008	Lee et al.
2008/0057020	A1	3/2008	Evers et al.
2008/0058239	A1	3/2008	Evers et al.

2008/0058240	A1	3/2008	Evers et al.
2008/0058241	A1	3/2008	Sarcinelli et al.
2008/0092282	A1	4/2008	Altmann et al.
2008/0099041	A1	5/2008	Evers et al.
2008/0255017	A1	10/2008	Dettinger et al.
2008/0313795	A1	12/2008	Lu
2009/0188831	A1	7/2009	Blackman
2009/0194451	A1	8/2009	Leiner et al.
2009/0235443	A1	9/2009	Arora et al.
2012/0037301	A1	2/2012	Rice et al.
2013/0095238	A1	4/2013	Delgigante et al.

FOREIGN PATENT DOCUMENTS

EP	2281756	A1	2/2011
WO	WO03097947	A1	11/2003
WO	WO2012017276	A1	2/2012
WO	WO2013054124		4/2013

* cited by examiner

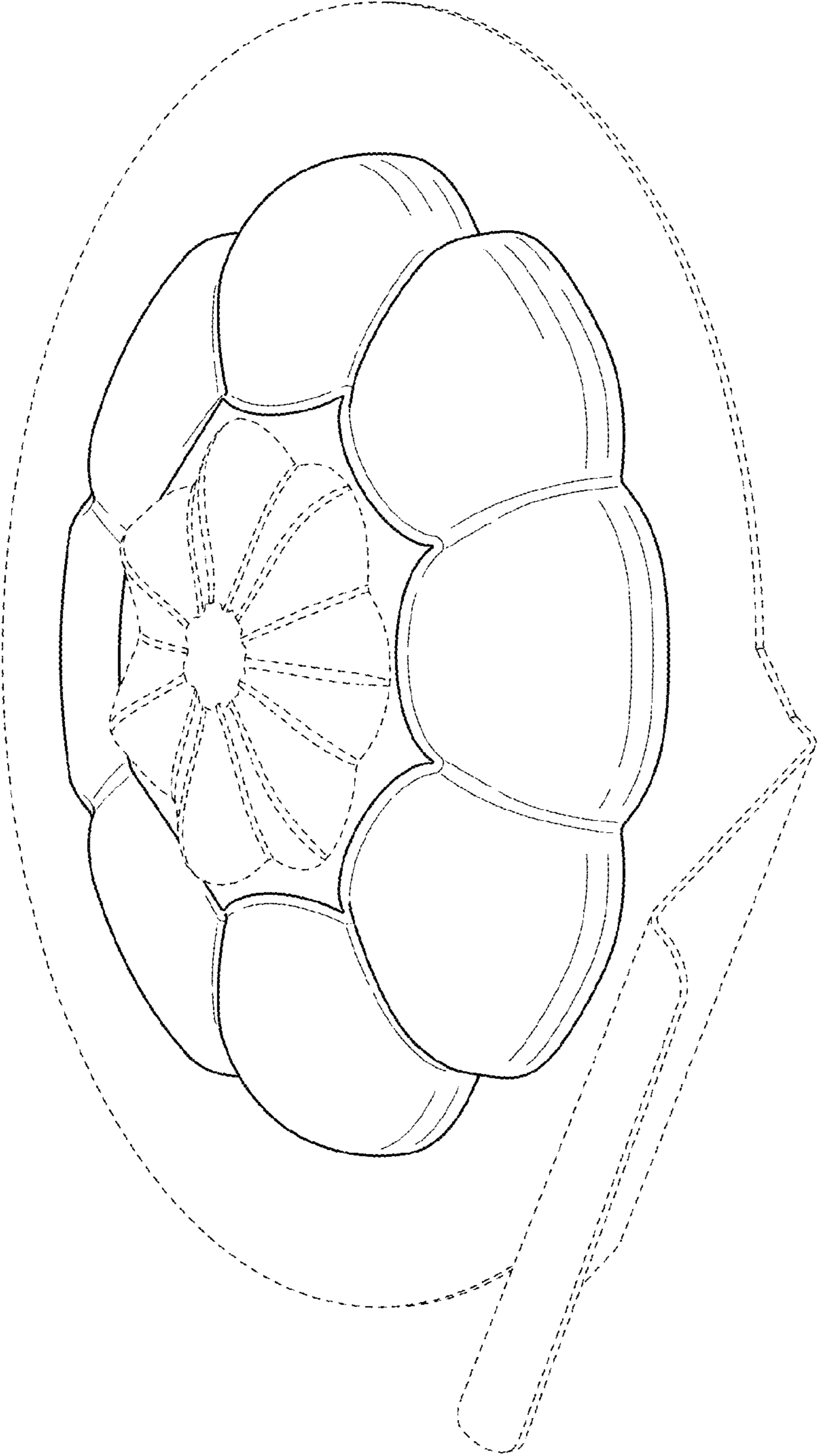


FIG. 1



FIG. 2

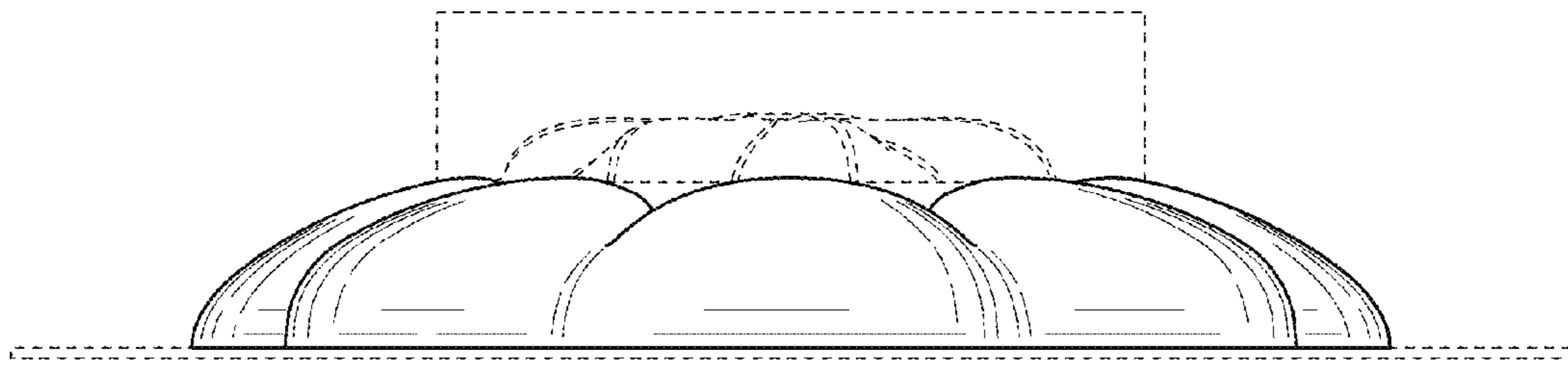


FIG. 3

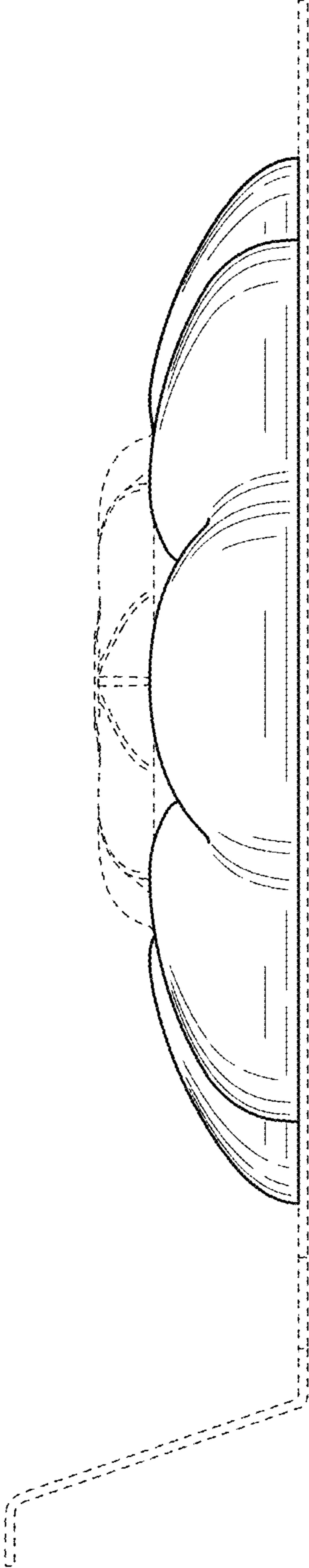


FIG. 4

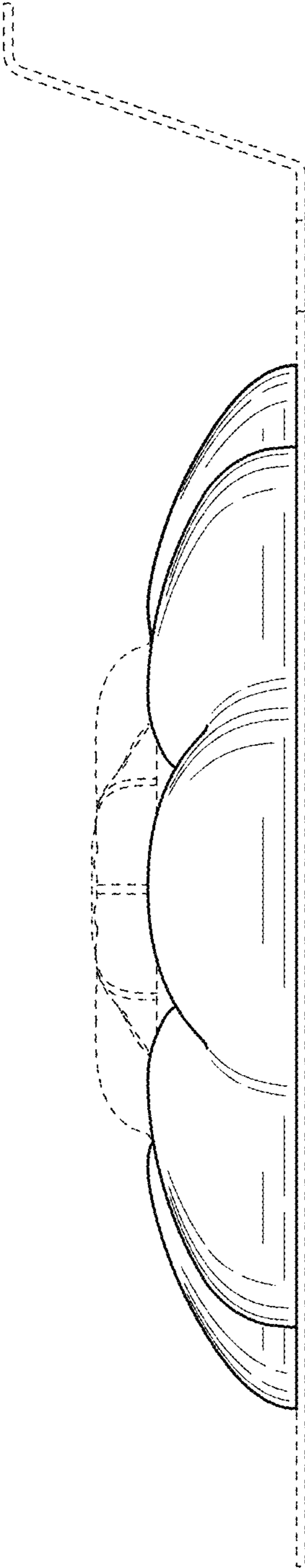


FIG. 5

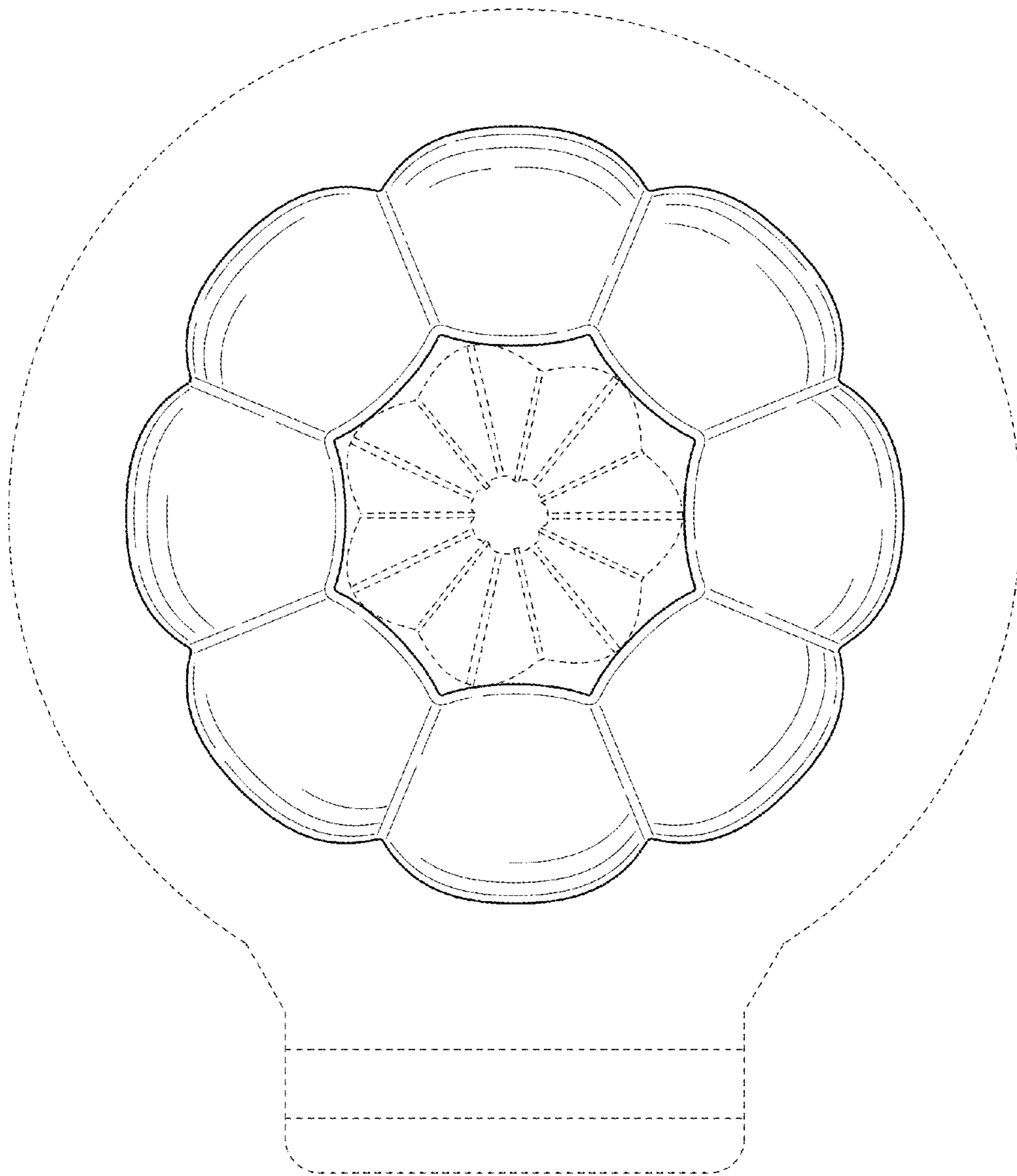


FIG. 6