



US00D690785S

(12) **United States Design Patent**
Silverglate

(10) **Patent No.:** **US D690,785 S**
(45) **Date of Patent:** **** Oct. 1, 2013**

(54) **TOY BALL**

(76) **Inventor:** **David E. Silverglate**, Santa Cruz, CA
(US)

(**) **Term:** **14 Years**

(21) **Appl. No.:** **29/431,655**

(22) **Filed:** **Sep. 10, 2012**

(51) **LOC (9) Cl.** **21-01**

(52) **U.S. Cl.**
USPC **D21/713**

(58) **Field of Classification Search**
USPC D21/707-714, 121, 125; D30/160;
473/569-615; 428/11; 446/34, 431, 437,
446/486, 487; 119/707-711
See application file for complete search history.

(56) **References Cited**

U.S. PATENT DOCUMENTS

D74,569 S *	2/1928	Kafka	D21/714
2,211,330 A *	8/1940	Hochberg	273/118 D
2,791,868 A *	5/1957	Viken	446/107
3,768,202 A *	10/1973	Wheelock	47/41.13
5,158,284 A *	10/1992	Vogl	473/594
D350,377 S *	9/1994	Sanchez	D21/709
5,700,211 A *	12/1997	Mackie	473/613
5,984,813 A *	11/1999	Cinnella	473/613
D442,656 S *	5/2001	Nagase	D21/713
6,261,197 B1 *	7/2001	Grechko	473/598
D449,359 S *	10/2001	Ogg	D21/709
D489,494 S *	5/2004	Silverglate	D30/160
6,729,984 B2 *	5/2004	Silverglate	473/612
D596,248 S *	7/2009	Silverglate	D21/707
D648,406 S *	11/2011	Hochberg	D21/713
2009/0137350 A1 *	5/2009	Lenig	473/451
2009/0170643 A1 *	7/2009	Silverglate	473/567
2012/0244971 A1 *	9/2012	Chen	473/607

FOREIGN PATENT DOCUMENTS

CN	301045025	*	10/2009
DE	M8801155-0004	*	2/1989
DE	40503149-0002	*	6/2005
JP	D1252979	*	10/2005
JP	D1277102	*	7/2006
JP	D1333587	*	6/2008
WO	D020065-001	*	9/1991

OTHER PUBLICATIONS

Ball in second row at right (arrow A) shown on webpage :http://www-cache.daz3d.com/store/item_file/3553/image_medium.jpg Display date: Jan. 16, 2008.*
Hong Kong Toys, Jan. 1992, page number unknown: Item No. 8378 (arrow B) under "Squish & Grow Toys".*

* cited by examiner

Primary Examiner — Catherine Tuttle

(74) *Attorney, Agent, or Firm* — Joseph W. Staley; Katherine D. Buchanan


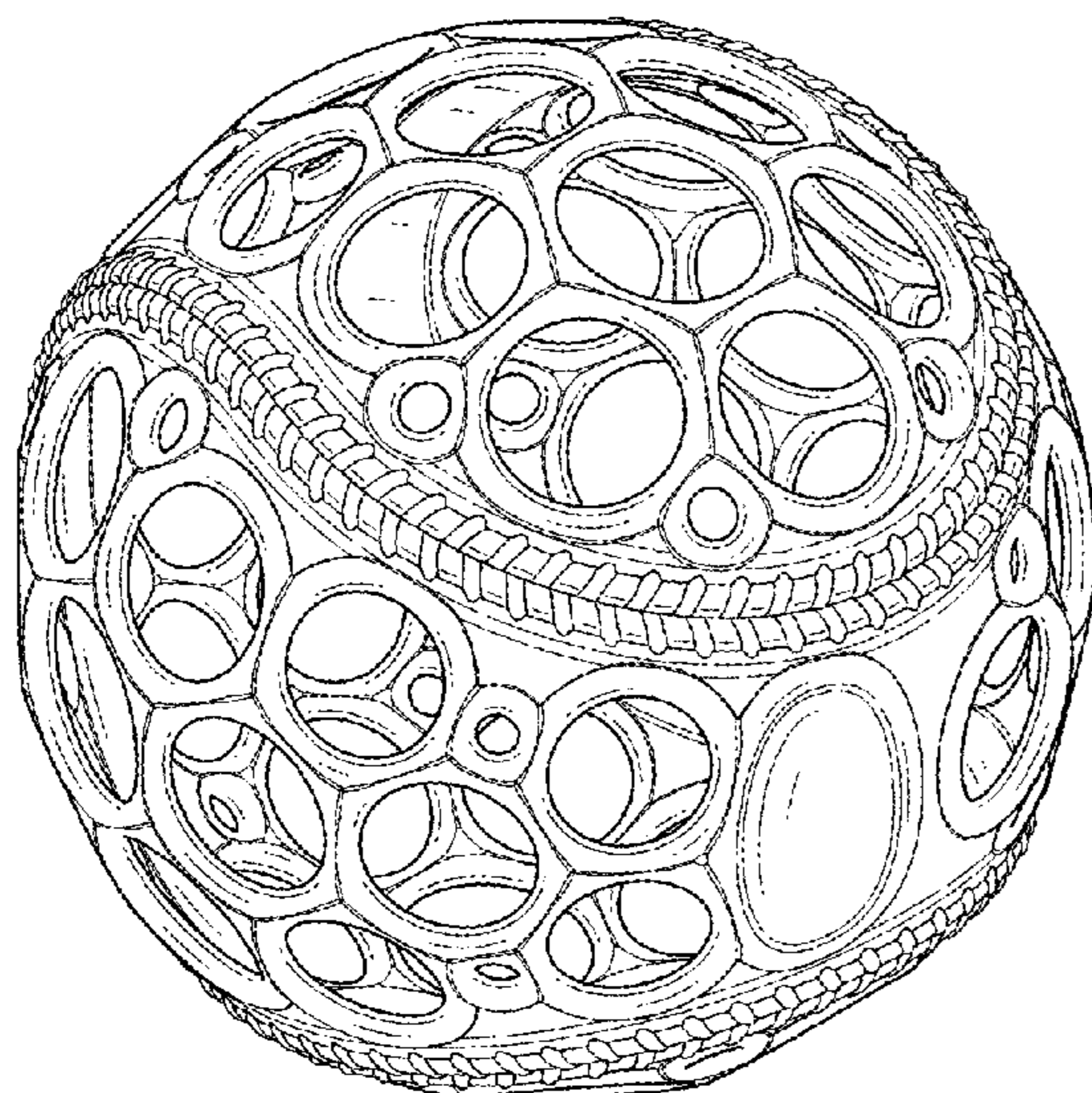
(57) **CLAIM**

The ornamental design for a toy ball, substantially as shown and described.

DESCRIPTION

FIG. 1 is a perspective view of a toy ball embodying my new design;
FIG. 2 is a front view of the toy ball of FIG. 1;
FIG. 3 is a left side view of the toy ball of FIG. 1;
FIG. 4 is a right side view of the toy ball of FIG. 1;
FIG. 5 is a rear view of the toy ball of FIG. 1;
FIG. 6 is a top view of the toy ball of FIG. 1; and,
FIG. 7 is a bottom view of the toy ball of FIG. 1.

1 Claim, 3 Drawing Sheets



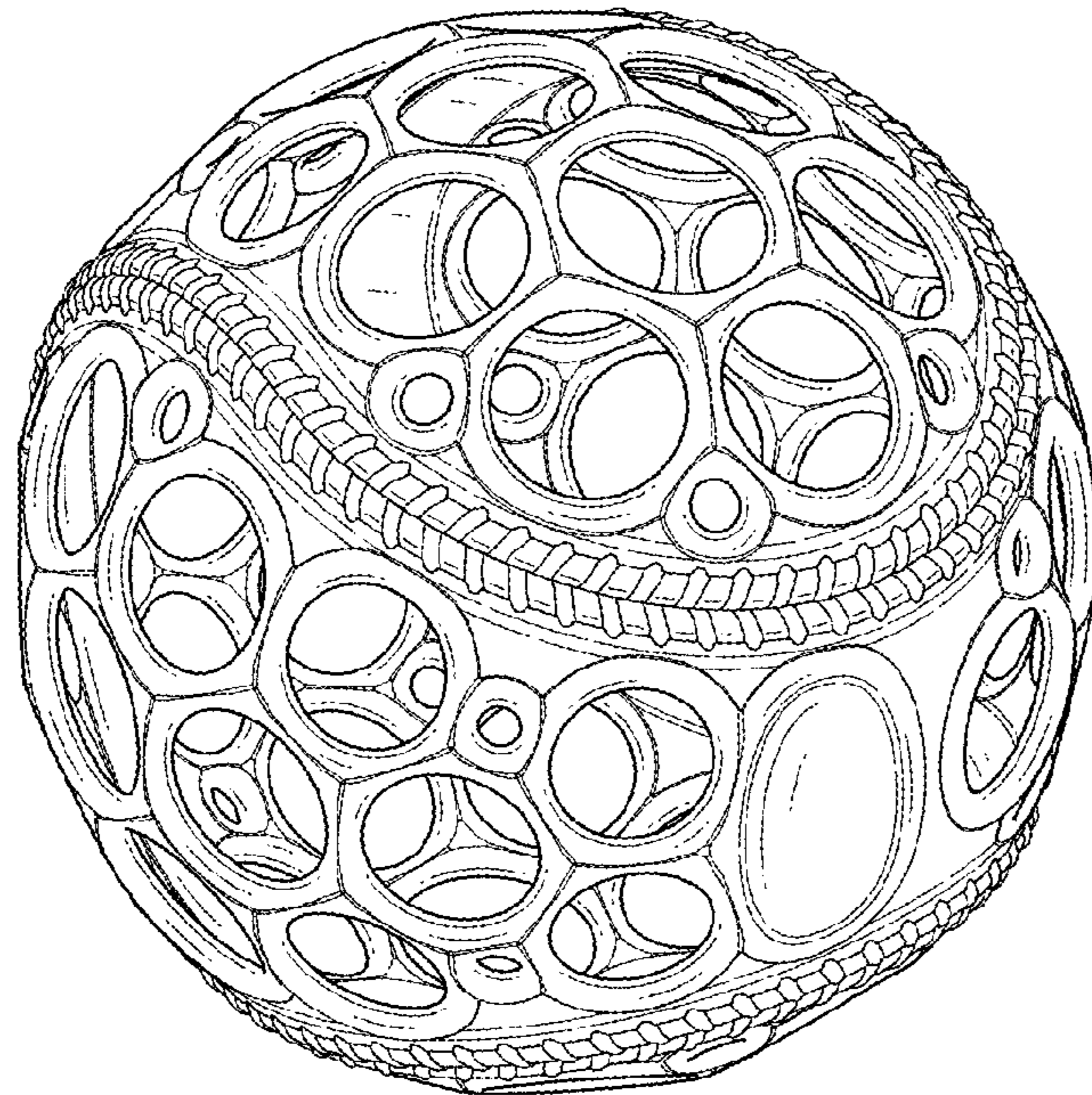



FIG. 1

FIG. 2



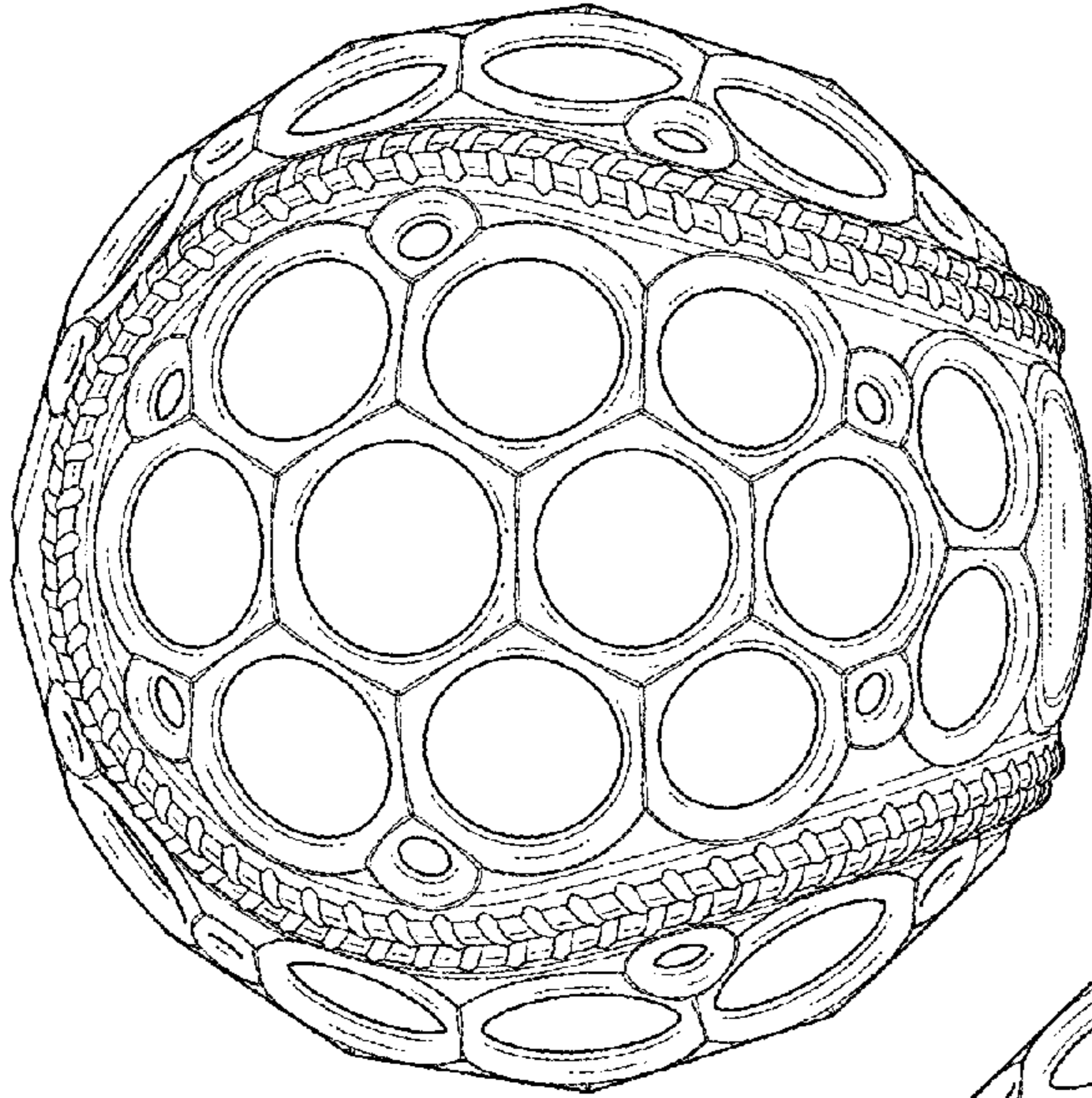


FIG. 3

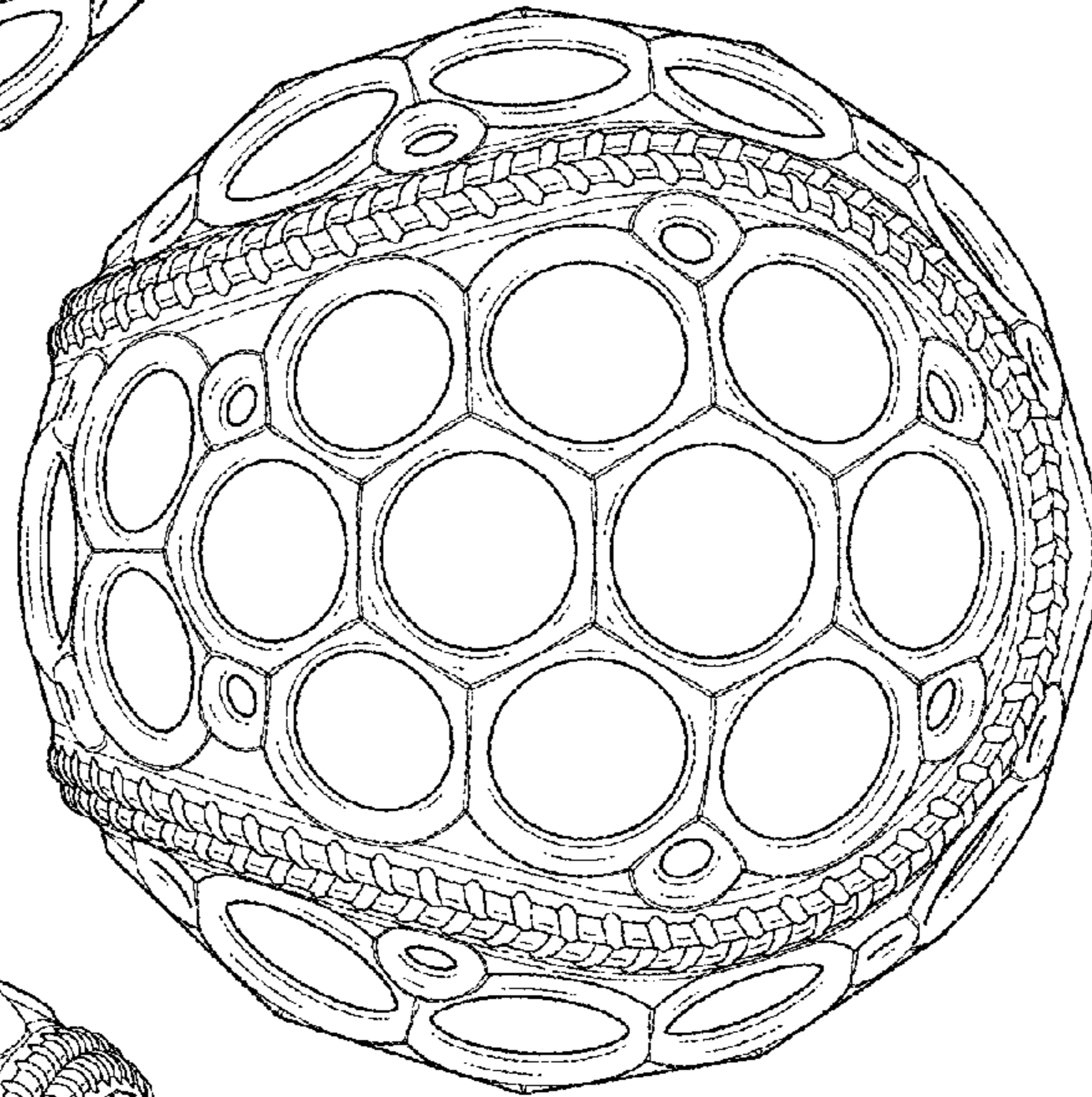


FIG. 4




FIG. 5

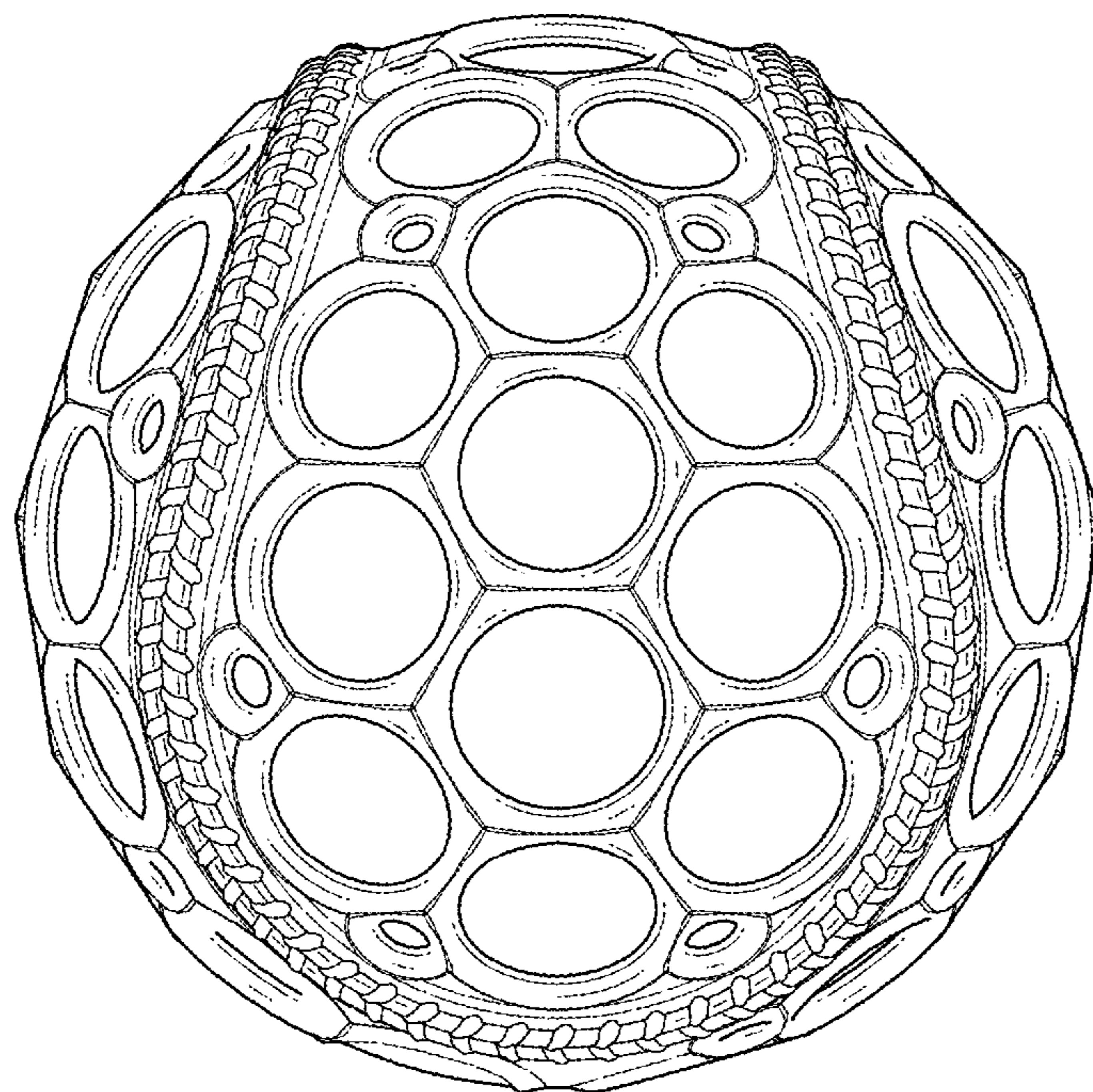


FIG. 6

FIG. 7

