



US00D690762S

(12) **United States Design Patent**  
**Yang**

(10) **Patent No.:** **US D690,762 S**  
(45) **Date of Patent:** **\*\* Oct. 1, 2013**

(54) **EYEGLASSES**

(71) Applicant: **Shun-Tien Yang**, Tainan (TW)

(72) Inventor: **Shun-Tien Yang**, Tainan (TW)

(73) Assignee: **All-Logic Int. Co., Ltd.** (TW)

(\*\*) Term: **14 Years**

(21) Appl. No.: **29/448,392**

(22) Filed: **Mar. 12, 2013**

(30) **Foreign Application Priority Data**

Nov. 14, 2012 (TW) ..... 101306722

(51) **LOC (9) Cl.** ..... **16-06**

(52) **U.S. Cl.**  
USPC ..... **D16/315**

(58) **Field of Classification Search**  
USPC ..... D16/101, 300-342, 900; D29/109-110;  
351/41, 44, 51-52, 62, 158, 92, 103-123,  
351/140-153, 45-46; 2/426-432, 447-449,  
2/441, 434-437, 13, 15; D21/483, 659-661;  
D14/372

See application file for complete search history.

(56) **References Cited**

**U.S. PATENT DOCUMENTS**

D448,398 S \* 9/2001 Lane ..... D16/315  
D483,392 S \* 12/2003 Chen ..... D16/315  
D534,569 S \* 1/2007 Teng ..... D16/315

D545,350 S \* 6/2007 Chen ..... D16/326  
D557,322 S \* 12/2007 Yang ..... D16/315  
D582,960 S \* 12/2008 Fuchs ..... D16/315  
D584,330 S \* 1/2009 Chen ..... D16/315  
D591,330 S \* 4/2009 Friedman ..... D16/315  
D607,484 S \* 1/2010 Yang ..... D16/315  
D631,906 S \* 2/2011 Chen ..... D16/315  
D654,529 S \* 2/2012 Markovitz et al. .... D16/315  
D664,589 S \* 7/2012 Gonzalez ..... D16/320  
D675,671 S \* 2/2013 Markovitz et al. .... D16/335

\* cited by examiner

*Primary Examiner* — Raphael Barkai

(74) *Attorney, Agent, or Firm* — Caesar, Rivise, Bernstein,  
Cohen & Pokotilow, Ltd.

(57) **CLAIM**

The ornamental design for eyeglasses, as shown and described.

**DESCRIPTION**

FIG. 1 is a perspective view of eyeglasses showing my new design;

FIG. 2 is a front elevational view thereof;

FIG. 3 is a rear elevational view thereof;

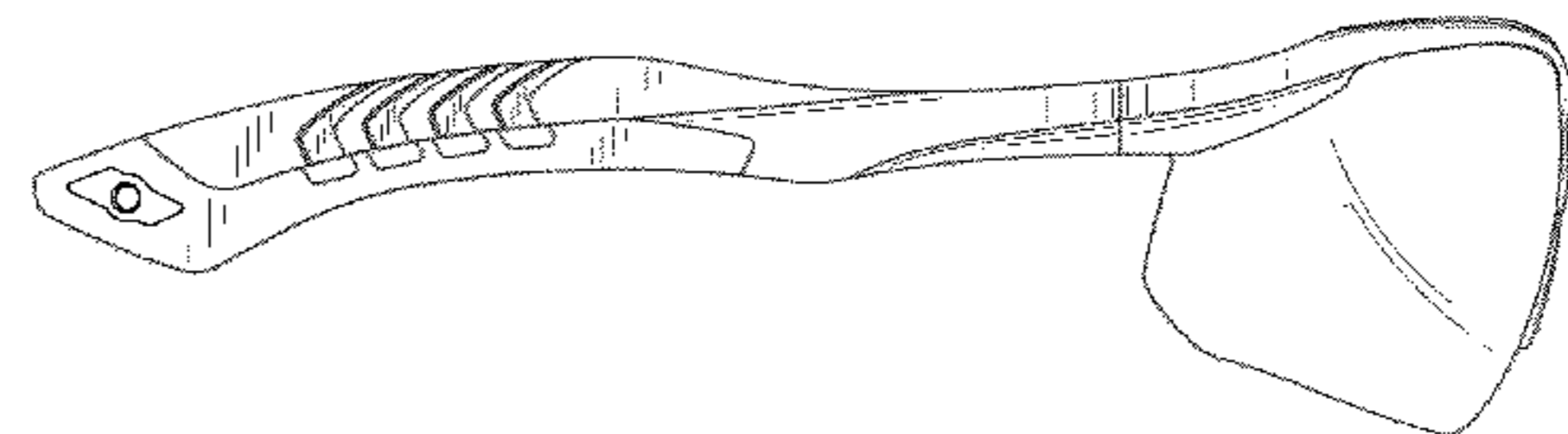
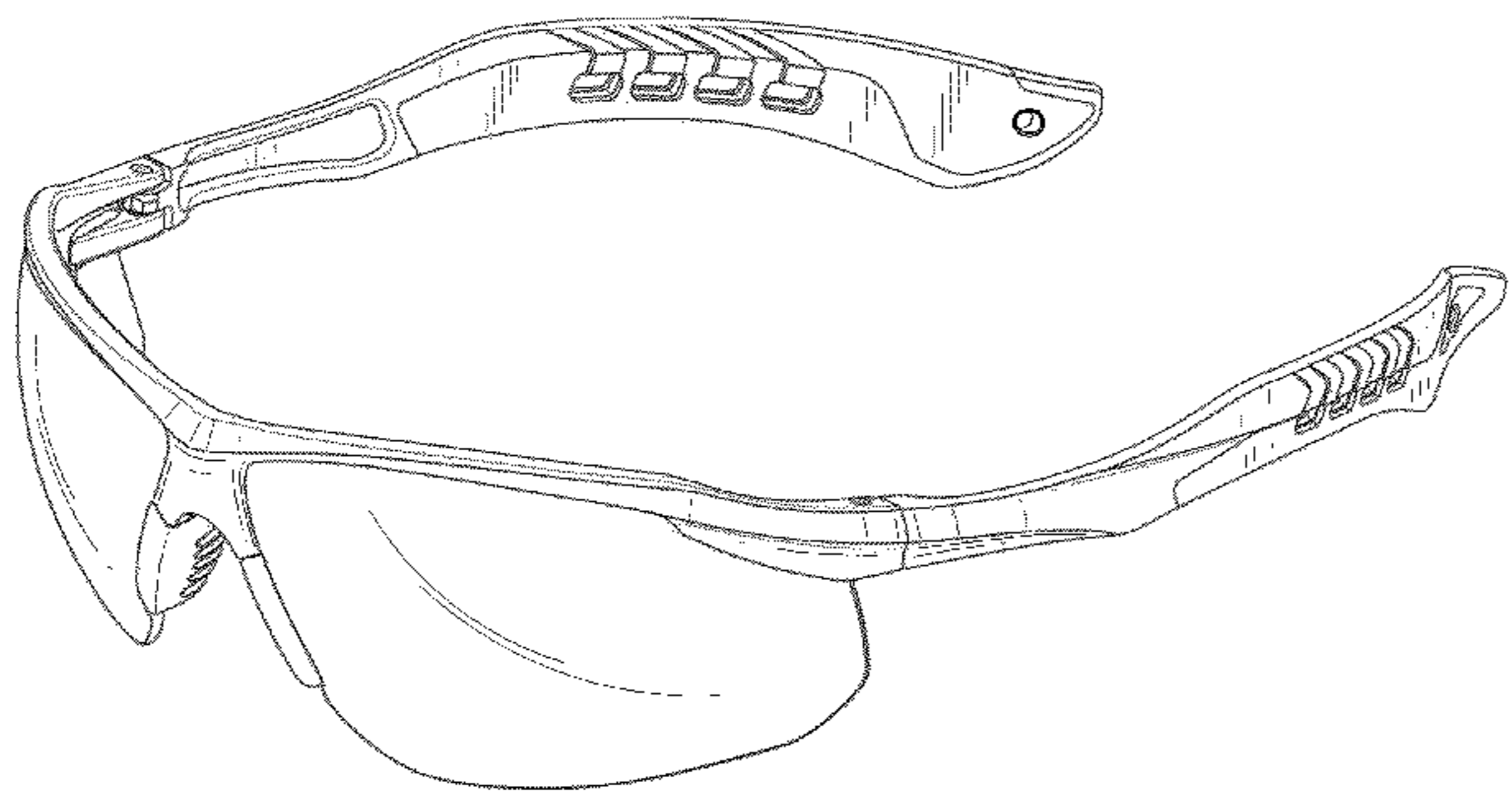
FIG. 4 is a left side elevational view thereof;

FIG. 5 is a right side elevational view thereof;

FIG. 6 is a top plan view thereof; and,

FIG. 7 is a bottom plan view thereof.

**1 Claim, 5 Drawing Sheets**






FIG. 1

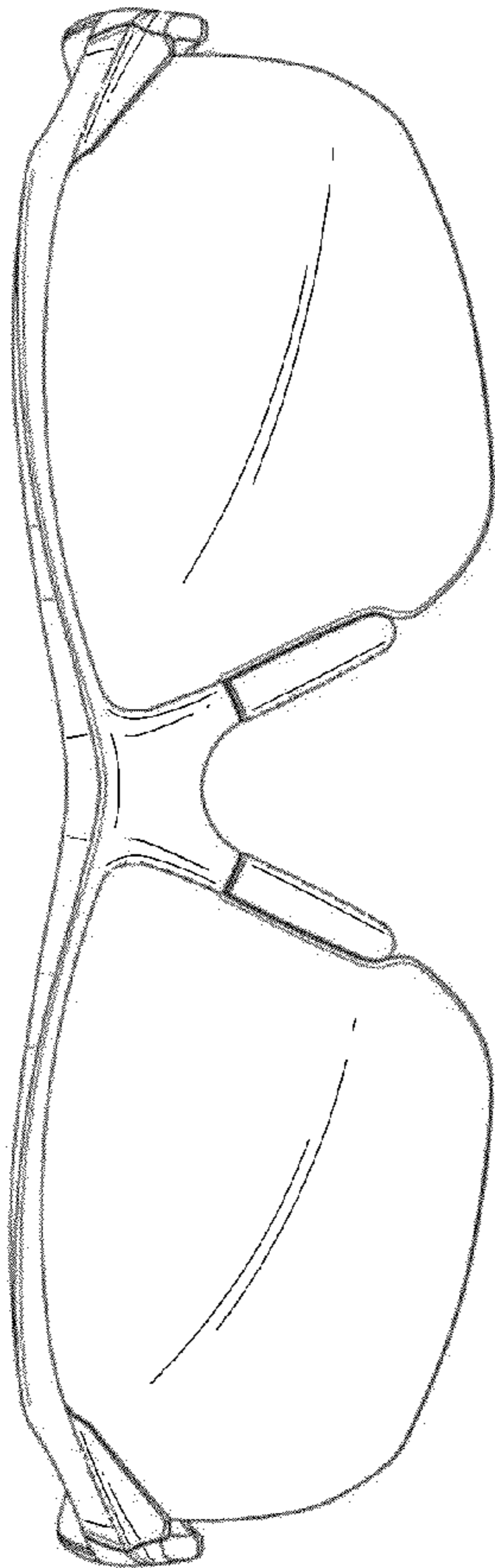


FIG. 2

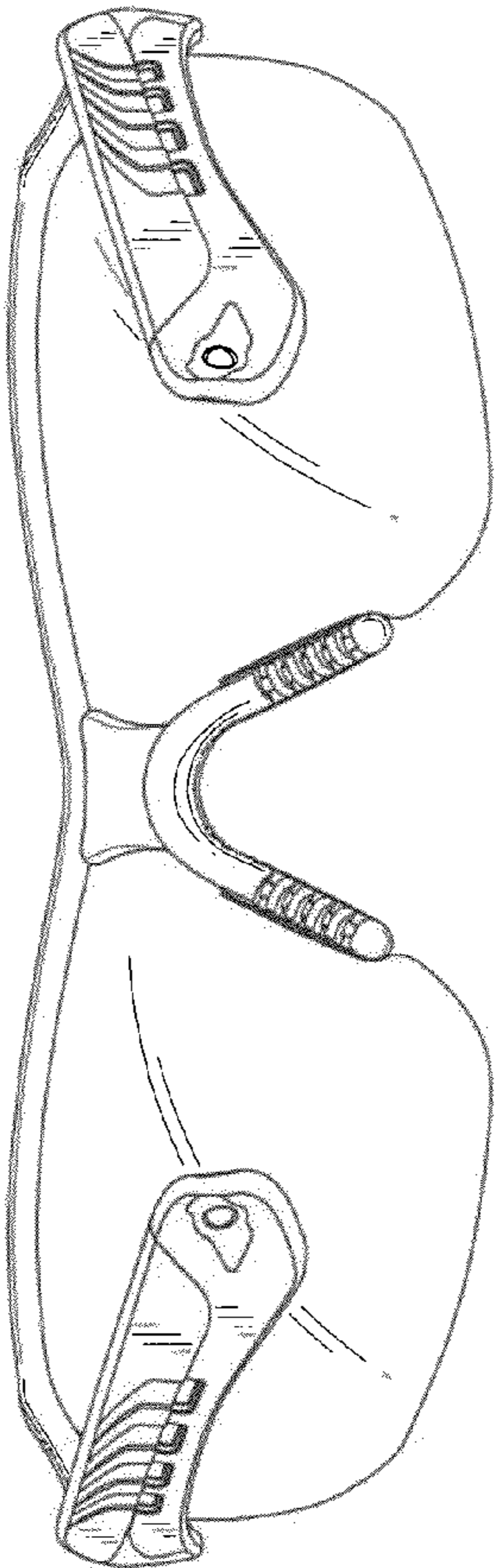


FIG. 3

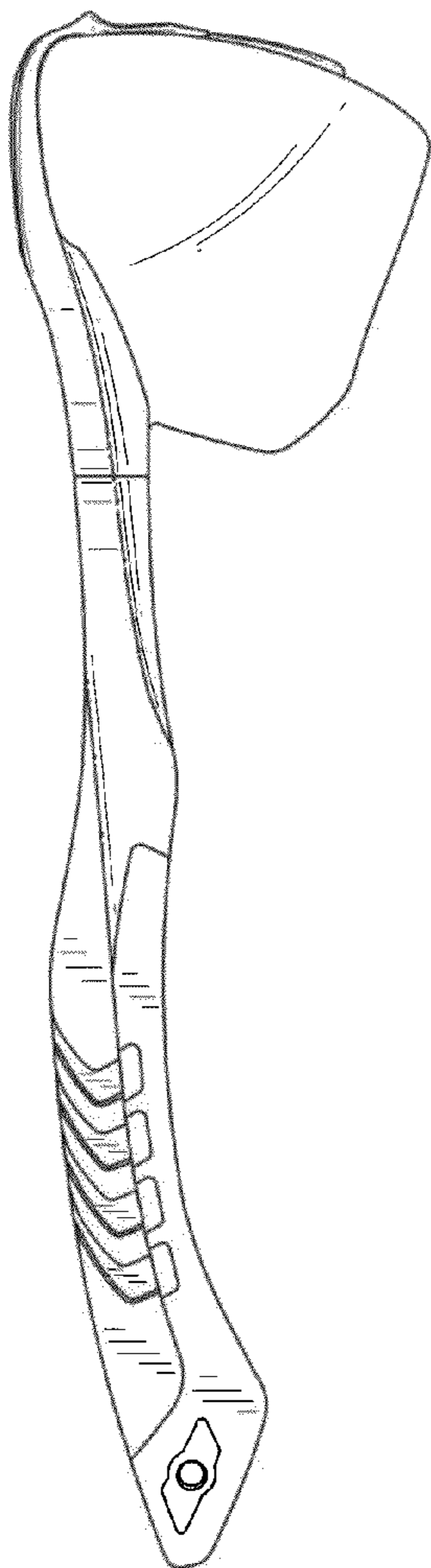


FIG. 4

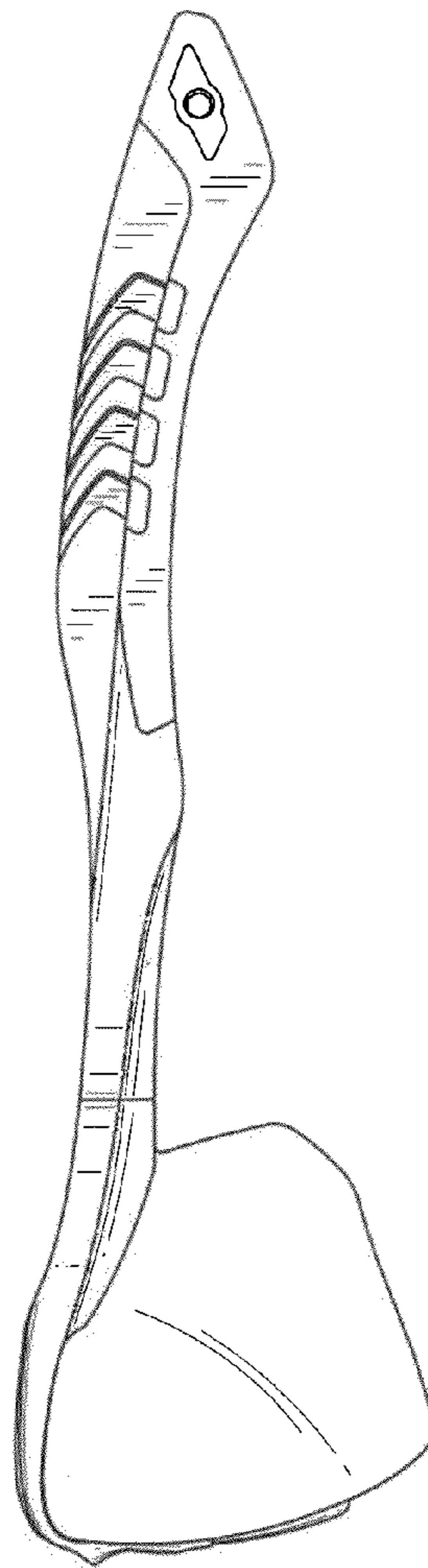


FIG. 5



FIG. 6

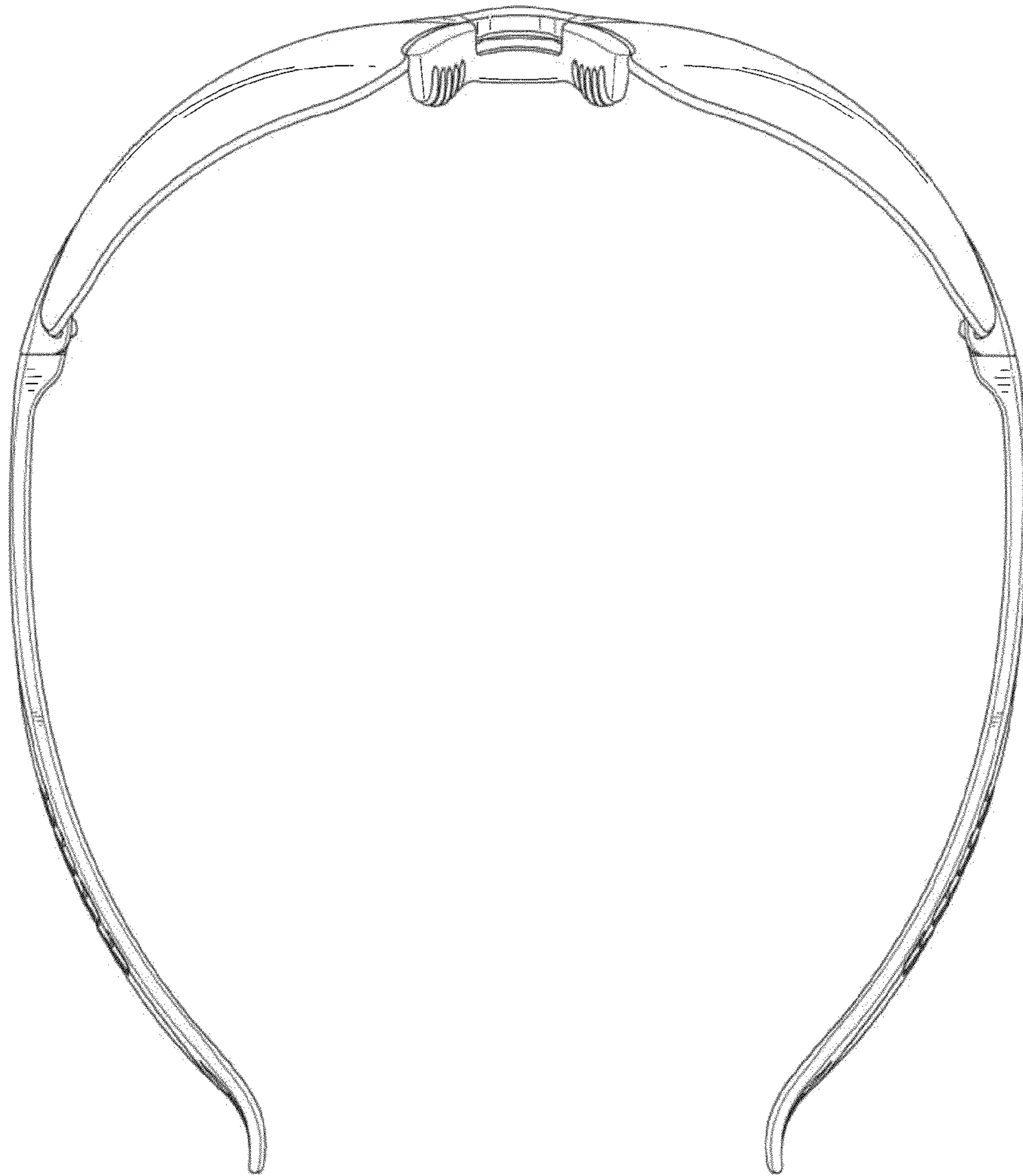


FIG. 7