



US00D690756S

(12) **United States Design Patent**
Giugiaro et al.

(10) **Patent No.:** **US D690,756 S**
(45) **Date of Patent:** **** Oct. 1, 2013**

(54) **DIGITAL CAMERA**

(75) Inventors: **Giorgetto Giugiaro**, Turin (IT); **Yasuki Nagaoka**, Saitama (JP); **Yasuhide Yokoi**, Tokyo (JP)

(73) Assignee: **Nikon Corporation**, Tokyo (JP)

(**) Term: **14 Years**

(21) Appl. No.: **29/426,332**

(22) Filed: **Jul. 3, 2012**

(30) **Foreign Application Priority Data**

Jan. 5, 2012 (JP) 2012-000026

(51) **LOC (9) Cl.** **16-01**

(52) **U.S. Cl.**
USPC **D16/202; D16/217**

(58) **Field of Classification Search**
USPC D16/200, 202, 204, 206, 216–218;
348/373–376; 358/909.1; 396/176–178,
396/354–359, 535
See application file for complete search history.

(56) **References Cited**

U.S. PATENT DOCUMENTS

D439,922 S * 4/2001 Kumakura D16/217
D449,327 S * 10/2001 Haga D16/217
D470,879 S * 2/2003 Morishita et al. D16/217

D524,346 S * 7/2006 Haga D16/202
D557,308 S * 12/2007 Matsuda D16/202
D559,291 S * 1/2008 Hayashi D16/202
D560,239 S * 1/2008 Kim et al. D16/202
D607,481 S * 1/2010 Takahashi D16/217
7,701,505 B2 * 4/2010 Kikuchi 348/374
8,026,976 B2 * 9/2011 Tamura 348/373
8,384,822 B2 * 2/2013 Nishimoto et al. 348/373

* cited by examiner

Primary Examiner — Adir Aronovich

(74) *Attorney, Agent, or Firm* — Wolf, Greenfield & Sacks, P.C.; Randy J. Pritzker

(57) **CLAIM**

The ornamental design for a digital camera, as shown and described.

DESCRIPTION

FIG. 1 is front and right side perspective view of a digital camera showing my new design;
FIG. 2 is rear and left side perspective view of a digital camera showing my new design;
FIG. 3 is a front elevational view thereof;
FIG. 4 is a rear elevational view thereof;
FIG. 5 is a top plan view thereof;
FIG. 6 is a bottom plan view thereof;
FIG. 7 is a right side elevational view thereof; and,
FIG. 8 is a left side elevational view thereof.
The features shown in broken lines in the drawings depict environmental subject matter only and form no part of the claimed design.

1 Claim, 8 Drawing Sheets

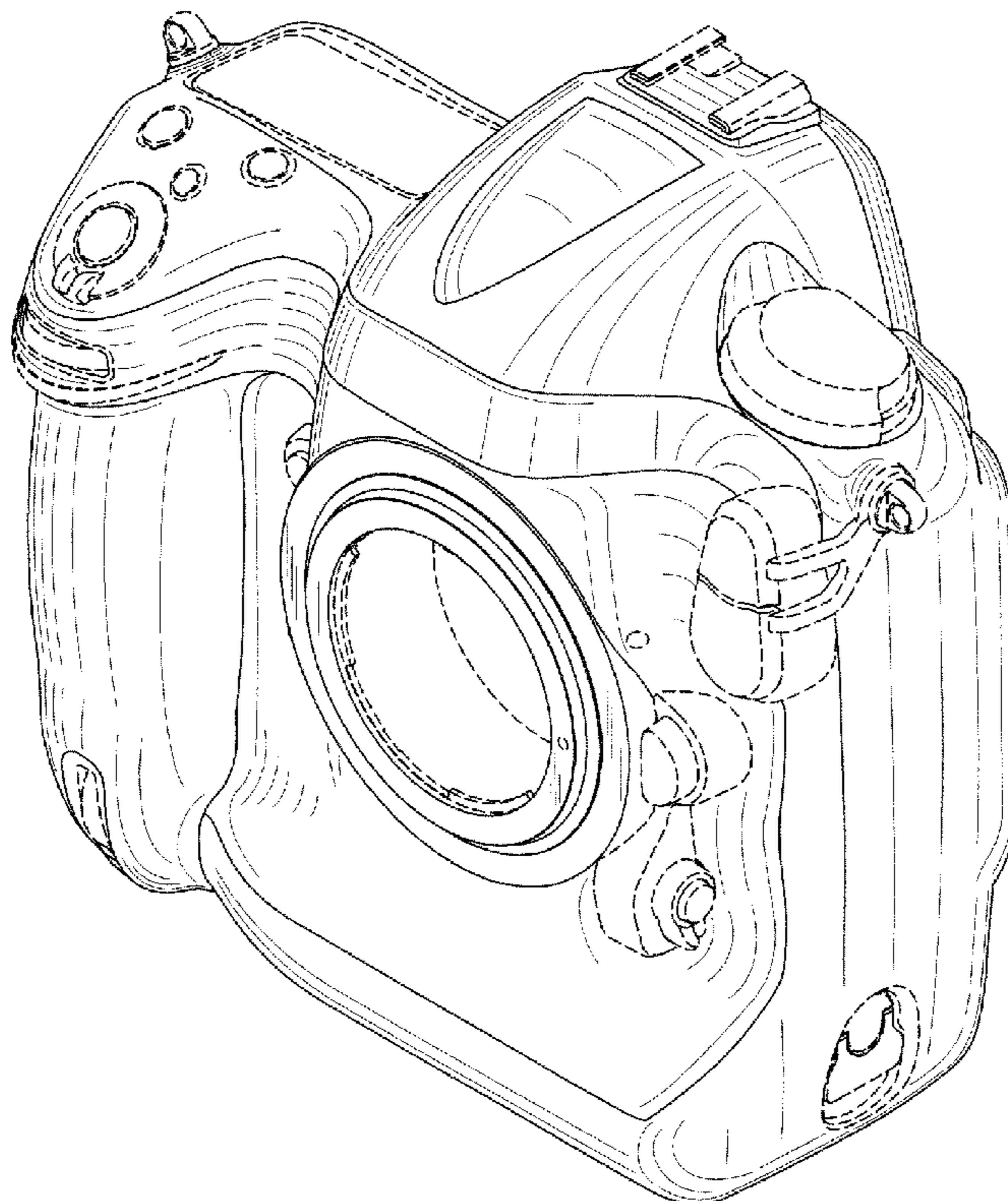


FIG. 1




FIG. 2




FIG. 3




FIG. 4

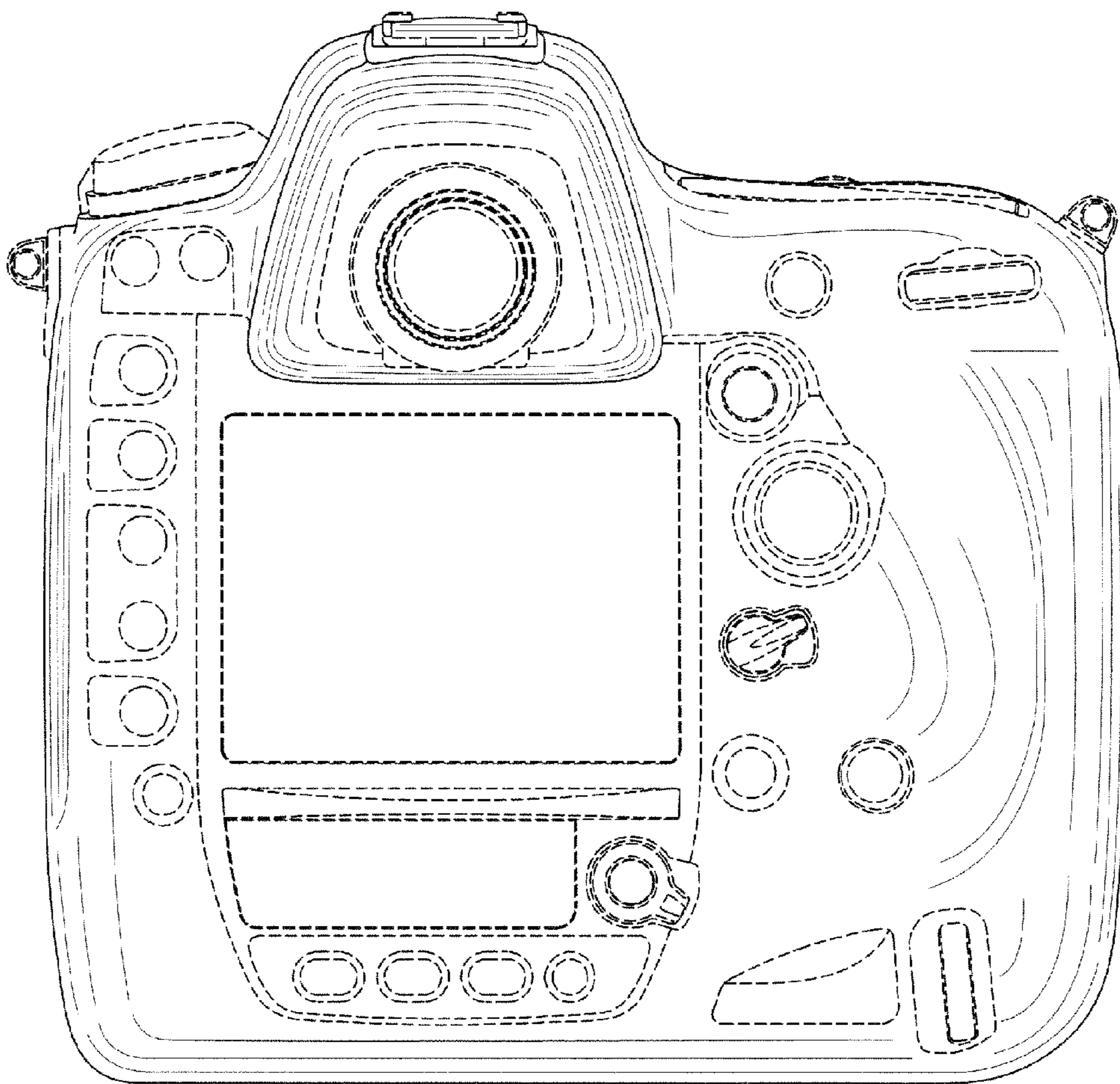


FIG. 5

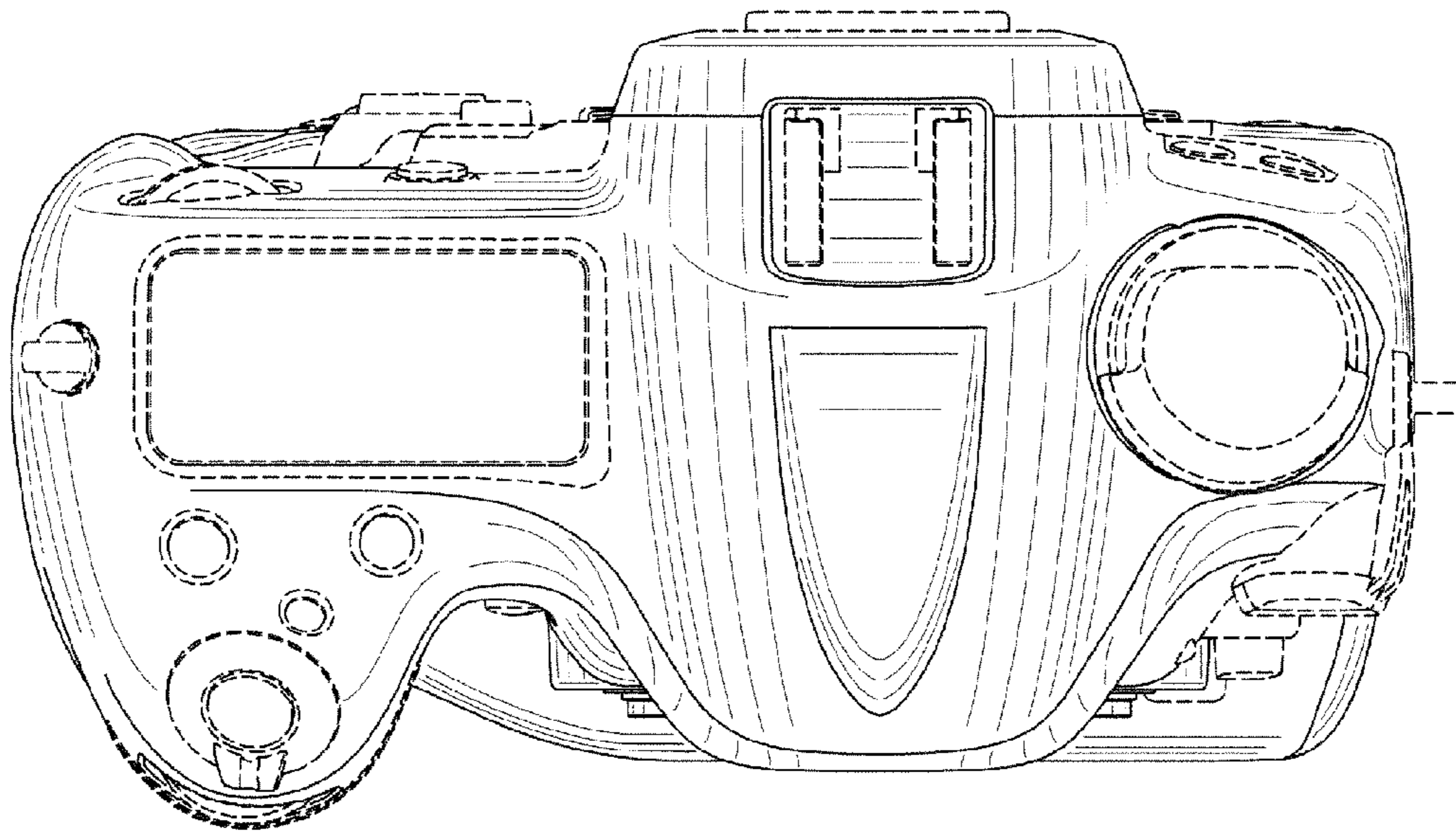


FIG. 6

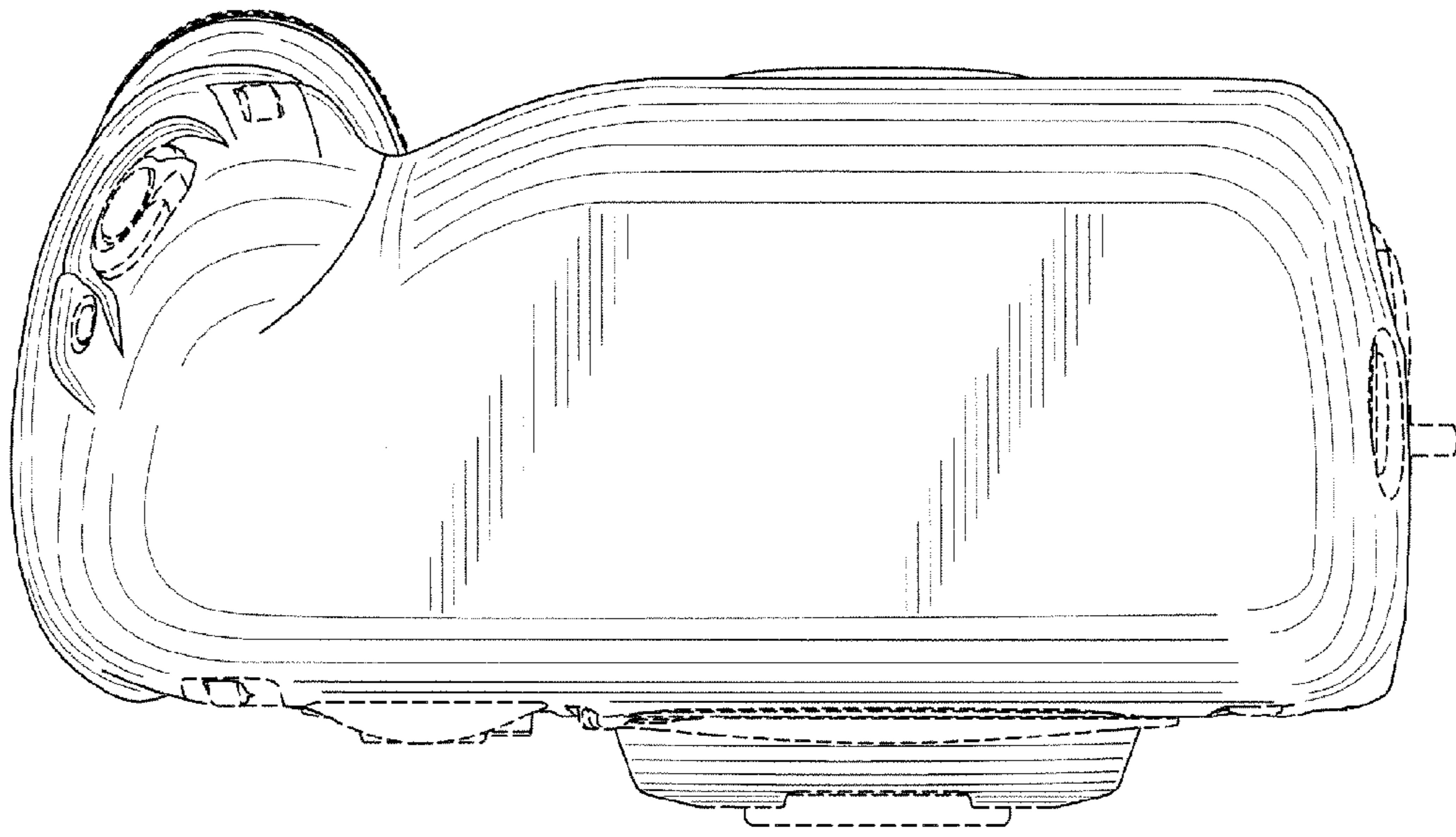


FIG. 7

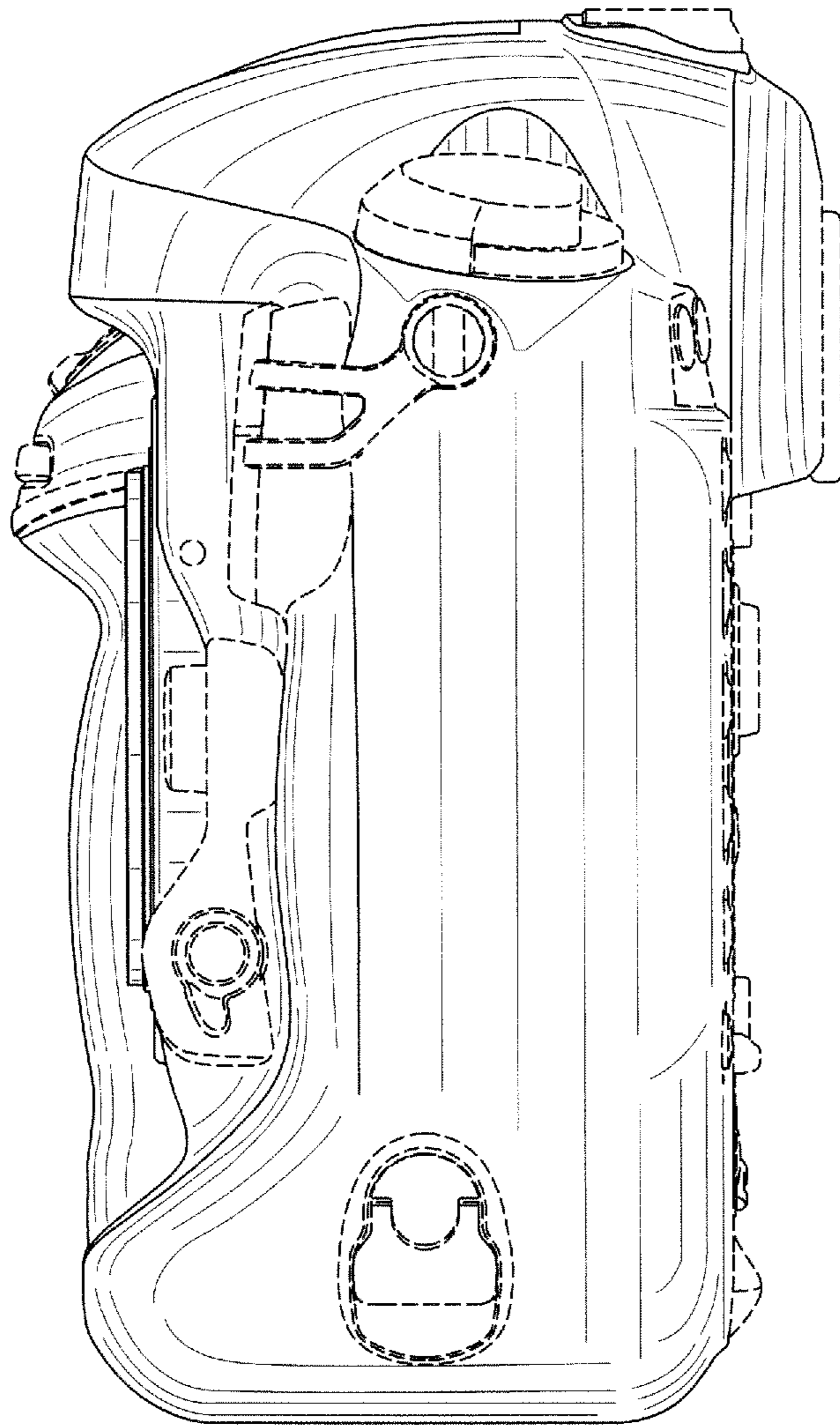


FIG. 8

