

US00D690733S

(12) **United States Design Patent**
Yang et al.

(10) **Patent No.:** **US D690,733 S**
(45) **Date of Patent:** **** Oct. 1, 2013**

(54) **PORTION OF A DISPLAY SCREEN WITH
ICON**

(75) Inventors: **Chang-Mo Yang**, Ansan-si (KR);
Dae-Won Kim, Seoul (KR); **Jee-Yeun
Wang**, Seoul (KR); **Chul-Ho Jang**,
Seoul (KR)

(73) Assignee: **Samsung Electronics Co., Ltd.**,
Suwon-si (KR)

(**) Term: **14 Years**

(21) Appl. No.: **29/421,490**

(22) Filed: **Jul. 31, 2012**

(30) **Foreign Application Priority Data**

Feb. 24, 2012 (KR) 30-2012-0008865

(51) **LOC (9) Cl.** **14-04**

(52) **U.S. Cl.**
USPC **D14/489**

(58) **Field of Classification Search**
USPC D14/485-495; D5/30, 41, 63, 65,
D5/66; D19/5-8; D20/11; 345/440-442;
715/211, 215, 706, 719, 733, 763, 770, 773,
715/777, 779, 782, 783, 786, 792, 793, 809,
715/810, 835, 846, 867, 976, 977
See application file for complete search history.

(56) **References Cited**

U.S. PATENT DOCUMENTS

135,124 A * 1/1873 Johnston 2/246
D55,564 S * 6/1920 Howard D11/107
D143,072 S * 12/1945 Genung D20/36
D211,050 S * 5/1968 Genung D11/84
D300,692 S * 4/1989 le Brocquy D5/41

5,041,992 A * 8/1991 Cunningham et al. 345/641
D354,308 S * 1/1995 Cornwell et al. D19/5
5,737,440 A * 4/1998 Kunkler 382/137
D453,767 S * 2/2002 Istvan et al. D14/486

(Continued)

Primary Examiner — Karen S Acker
(74) *Attorney, Agent, or Firm* — NSIP Law

(57) **CLAIM**
The ornamental design for an portion of a display screen with
icon, as shown and described.

DESCRIPTION



The patent or application file contains at least one drawing
executed in color. Copies of this patent or patent application
publication with color drawing(s) will be provided by the
Office upon request and payment of the necessary fee.

FIG. 1 is a front view of the first image in a sequence of the
portion of a display screen with icon, showing my new design.
FIG. 2 is a front view of a second image thereof;
FIG. 3 is a front view of a third image thereof;
FIG. 4 is a front view of a fourth image thereof;
FIG. 5 is a front view of a fifth image thereof;
FIG. 6 is a front view of a sixth image thereof;
FIG. 7 is a front view of a seventh image thereof; and,
FIG. 8 is a front view of an eighth image thereof.

The appearance of the portion of a display screen with icon
sequentially transitions between the images shown in FIGS. 1
through 8. The subject matter of this patent includes a process
or period in which an image changes into another image. This
process forms no part of the claimed design.

The dot dash dot broken line perimeter in the drawings of the
portion of a display screen with icon represents the bound-
aries of the claim and forms no part thereof.

1 Claim, 8 Drawing Sheets
(8 of 8 Drawing Sheet(s) Filed in Color)



(56)

References Cited

U.S. PATENT DOCUMENTS

D544,877 S * 6/2007 Sasser D14/486
D563,427 S * 3/2008 O'Donnell et al. D14/493
D572,720 S * 7/2008 Fletcher D14/492
7,408,553 B1 * 8/2008 Toksvig et al. 345/441
7,702,568 B1 * 4/2010 Tanpoco 705/37
D645,052 S * 9/2011 Rasmussen D14/489

D665,403 S * 8/2012 Doll D14/487
2005/0015731 A1 * 1/2005 Mak et al. 715/779
2006/0005114 A1 * 1/2006 Williamson et al. 715/502
2006/0200776 A1 * 9/2006 Godfrey et al. 715/769
2006/0205469 A1 * 9/2006 Schultz et al. 463/16
2007/0143699 A1 * 6/2007 Jaeger 715/764
2007/0192725 A1 * 8/2007 Chen et al. 715/779
2012/0278750 A1 * 11/2012 Abraham et al. 715/779

* cited by examiner

FIG.1




FIG.2




FIG.3




FIG.4




FIG.5




FIG.6




FIG. 7




FIG.8

