



US00D690731S

(12) **United States Design Patent**  
**Yang et al.**

(10) **Patent No.:** **US D690,731 S**

(45) **Date of Patent:** **\*\* Oct. 1, 2013**

(54) **DISPLAY SCREEN OR PORTION THEREOF WITH GRAPHICAL USER INTERFACE**

(75) Inventors: **Chang-Mo Yang**, Ansan-si (KR);  
**Dae-Won Kim**, Seoul (KR); **Jee-Yeun Wang**, Seoul (KR); **Chul-Ho Jang**, Seoul (KR)

(73) Assignee: **Samsung Electronics Co., Ltd.**, Suwon-si (KR)

(\*\*) Term: **14 Years**

(21) Appl. No.: **29/421,484**

(22) Filed: **Jul. 31, 2012**

(30) **Foreign Application Priority Data**

Feb. 24, 2012 (KR) ..... 30-2012-0008859

(51) **LOC (9) Cl.** ..... **14-04**

(52) **U.S. Cl.**  
USPC ..... **D14/489**

(58) **Field of Classification Search**  
USPC ..... D14/485-495; D5/30, 41, 63, 65, D5/66; D19/5-8; D20/11; 345/440-442; 715/211, 215, 706, 719, 733, 763, 770, 773, 715/777, 779, 782, 783, 786, 792, 793, 809, 715/810, 835, 846, 867, 976, 977

See application file for complete search history.

(56) **References Cited**

**U.S. PATENT DOCUMENTS**

- 135,124 A \* 1/1873 Johnston ..... 2/246
- D55,564 S \* 6/1920 Howard ..... D11/107
- D143,072 S \* 12/1945 Heike ..... D20/36
- D211,050 S \* 5/1968 Genung ..... D11/84
- D300,692 S \* 4/1989 le Brocqy ..... D5/41
- 5,041,992 A \* 8/1991 Cunningham et al. .... 345/641
- 5,754,180 A \* 5/1998 Kivolowitz et al. .... 345/418
- 6,025,850 A \* 2/2000 Gupta ..... 345/442

- D450,711 S \* 11/2001 Istvan et al. .... D14/486
- D536,343 S \* 2/2007 Fong et al. .... D14/489
- D550,689 S \* 9/2007 Vigesaa ..... D14/487
- D563,427 S \* 3/2008 O'Donnell et al. .... D14/493
- D572,720 S \* 7/2008 Fletcher ..... D14/492
- D585,906 S \* 2/2009 Berg et al. .... D14/486
- 7,818,685 B2 \* 10/2010 Schmidt et al. .... 715/798
- D629,813 S \* 12/2010 Mays et al. .... D14/492

(Continued)

*Primary Examiner* — Karen S Acker

(74) *Attorney, Agent, or Firm* — NSIP Law

(57) **CLAIM**

The ornamental design for a display screen or portion thereof with graphical user interface, as shown and described.

**DESCRIPTION**

The patent or application file contains at least one drawing executed in grayscale/color. Copies of this patent or patent application publication with grayscale/color drawing(s) will be provided by the Office upon request and payment of the necessary fee.

FIG. 1 is a front view of the first image in a sequence of the display screen or portion thereof with graphical user interface, showing my new design.

FIG. 2 is a front view of a second image thereof;

FIG. 3 is a front view of a third image thereof;


FIG. 4 is a front view of a fourth image thereof; and,

FIG. 5 is a front view of a fifth image thereof.

The appearance of the display screen or portion thereof with graphical user interface sequentially transitions between the images shown in FIGS. 1 through 5. The subject matter of this patent includes a process or period in which an image changes into another image. This process forms no part of the claimed design.

The dot dash dot broken line perimeter of the portion of a display screen or portion thereof with graphical user interface represents the boundaries of the claim and forms no part thereof.

**1 Claim, 5 Drawing Sheets**



(56)

**References Cited**

U.S. PATENT DOCUMENTS

D645,052	S *	9/2011	Rasmussen	.....	D14/489	2006/0205469	A1 *	9/2006	Schultz et al.	.....	463/16
D656,950	S *	4/2012	Shallcross et al.	.....	D14/488	2006/0221076	A1 *	10/2006	Takahashi et al.	.....	345/427
D665,421	S *	8/2012	Morrow et al.	.....	D14/492	2006/0236267	A1 *	10/2006	Gierschik et al.	.....	715/853
D676,457	S *	2/2013	Frost et al.	.....	D14/488	2007/0143699	A1 *	6/2007	Jaeger	.....	715/764
2005/0015731	A1 *	1/2005	Mak et al.	.....	715/779	2007/0192725	A1 *	8/2007	Chen et al.	.....	715/779
2006/0005114	A1 *	1/2006	Williamson et al.	.....	715/502	2008/0072174	A1 *	3/2008	Corbett et al.	.....	715/810
						2012/0169739	A1 *	7/2012	Meder	.....	345/440
						2012/0278750	A1 *	11/2012	Abraham et al.	.....	715/779

\* cited by examiner

FIG. 1




FIG. 2




FIG. 3



FIG. 4




FIG. 5

