

US00D690719S

(12) **United States Design Patent**
Thomsen et al.

(10) **Patent No.:** **US D690,719 S**
(45) **Date of Patent:** **** Oct. 1, 2013**

(54) **DISPLAY SCREEN WITH ANIMATED GRAPHICAL USER INTERFACE**

(71) Applicant: **NIKE, Inc.**, Beaverton, OR (US)

(72) Inventors: **Robert Thomsen**, Copenhagen (DK);
Patrick Lendrum, London (GB); **James Chorley**, Newcastle upon Tyne (GB)

(73) Assignee: **NIKE, Inc.**, Beaverton, OR (US)

(**) Term: **14 Years**

(21) Appl. No.: **29/447,146**

(22) Filed: **Feb. 28, 2013**

(51) **LOC (9) Cl.** **14-04**

(52) **U.S. Cl.**
USPC **D14/485**; D14/489

(58) **Field of Classification Search**
USPC D14/485-495; 715/700-867
See application file for complete search history.

(56) **References Cited**

U.S. PATENT DOCUMENTS

5,392,388	A	2/1995	Gibson	
D476,488	S *	7/2003	White, Jr.	D5/63
D592,223	S	5/2009	Neuhaus	
D626,143	S	10/2010	Karten et al.	
D630,643	S	1/2011	Wilson	
D630,644	S	1/2011	Wilson	
D644,242	S	8/2011	Matas	
D644,243	S	8/2011	Matas	
7,992,102	B1 *	8/2011	De Angelo	715/834
D656,948	S *	4/2012	Knudsen et al.	D14/487
D665,420	S *	8/2012	Morrow et al.	D14/492
D667,415	S *	9/2012	Garn	D14/485
D667,422	S *	9/2012	Elliott	D14/488
D669,497	S	10/2012	Lee et al.	
D669,499	S	10/2012	Gardner	
D674,406	S	1/2013	Frost et al.	
D674,407	S	1/2013	Frost et al.	

D675,225	S	1/2013	Frost et al.	
D675,226	S	1/2013	Frost et al.	
D675,227	S	1/2013	Frost et al.	
D675,228	S	1/2013	Frost et al.	
D675,229	S	1/2013	Frost et al.	
D675,640	S	2/2013	Frost et al.	
D675,641	S	2/2013	Frost et al.	
D675,642	S	2/2013	Frost et al.	
D675,643	S	2/2013	Frost et al.	
D675,644	S	2/2013	Frost et al.	
D675,645	S	2/2013	Frost et al.	
D675,646	S	2/2013	Frost et al.	
D675,647	S	2/2013	Frost et al.	
D676,059	S	2/2013	Frost et al.	
D676,060	S	2/2013	Frost et al.	
D676,457	S	2/2013	Frost et al.	
D677,276	S *	3/2013	Eby et al.	D14/492

(Continued)

Primary Examiner — Deanna L Fluegeman

(74) *Attorney, Agent, or Firm* — Banner & Witcoff, Ltd.



(57) **CLAIM**

The ornamental design for a display screen with animated graphical user interface, as shown and described.

DESCRIPTION

FIG. 1 is a front view of a display screen with animated graphical user interface showing our new design; FIG. 2 is the second image thereof; FIG. 3 is the third image thereof; FIG. 4 is the fourth image thereof; FIG. 5 is the fifth image thereof; and, FIG. 6 is the sixth image thereof. The appearance of the display screen with animated graphical user interface sequentially transitions between the images shown in FIGS. 1-6. The process or period in which one image transitions to another forms no part of the claimed design. The broken line showing of the remainder of the user interface and display screen is for environmental purposes only and forms no part of the claimed design.

1 Claim, 6 Drawing Sheets



US D690,719 S

Page 2

(56)

References Cited

U.S. PATENT DOCUMENTS

2007/0136679	A1 *	6/2007	Yang	715/772	2012/0124520	A1	5/2012	Samp et al.	
2011/0197157	A1 *	8/2011	Hoffman et al.	715/772	2013/0106684	A1 *	5/2013	Weast et al.	345/156
2012/0096383	A1	4/2012	Sakamoto et al.		2013/0110264	A1 *	5/2013	Weast et al.	700/91
					2013/0130843	A1 *	5/2013	Burroughs et al.	473/415
					2013/0132028	A1 *	5/2013	Crankson et al.	702/160

* cited by examiner




FIG. 1




FIG. 2




FIG. 3




FIG. 4




FIG. 5




FIG. 6