



US00D690688S

(12) **United States Design Patent**
Bau

(10) **Patent No.:** **US D690,688 S**

(45) **Date of Patent:** **** Oct. 1, 2013**

(54) **PROTECTIVE CASING FOR PORTABLE
HANDHELD ELECTRONIC DEVICE**

(75) Inventor: **Chi Vun Steven Bau**, Hong Kong (HK)

(73) Assignee: **SwitchEasy Limited**, Hong Kong (HK)

(**) Term: **14 Years**

(21) Appl. No.: **29/382,731**

(22) Filed: **Jan. 6, 2011**

(30) **Foreign Application Priority Data**

Sep. 21, 2010 (HK) 1001712.3M002

(51) **LOC (9) Cl.** **14-03**

(52) **U.S. Cl.**
USPC **D14/250**

(58) **Field of Classification Search**
USPC D14/248, 250–253, 440, 203.1–203.7,
D14/217–218, 496, 137–138 AA, 138 G,
D14/168, 474; D3/201, 218, 269, 301, 273,
D3/303, 103, 247; D13/103, 107, 108, 119;
D6/407; D21/333; 220/4.02; 361/679.56,
361/679.55, 679.01; 379/426, 433.11, 455;
455/575.1, 575.8; 190/100; 206/305, 320

See application file for complete search history.

(56) **References Cited**

U.S. PATENT DOCUMENTS

D601,992 S * 10/2009 Choi et al. D14/138 AB
D604,716 S * 11/2009 Oh et al. D14/203.7

D609,671 S * 2/2010 Su et al. D14/138 AA
D609,685 S * 2/2010 Lin D14/138 AC
D644,218 S * 8/2011 Akana et al. D14/341
D644,636 S * 9/2011 Richardson et al. D14/250
D647,892 S * 11/2011 Ragde, Jr. D14/238.1
D655,281 S * 3/2012 Turocy D14/250

OTHER PUBLICATIONS

Trim for iPhone 4/iPhone 4S. [online] Retrieved online Sep. 5, 2012
from URL: <http://www.switcheasy.com/product/TRIM_iPhone4>.*

* cited by examiner

Primary Examiner — Susan Bennett Hattan

Assistant Examiner — Vy Koenig

(74) *Attorney, Agent, or Firm* — Sughrue Mion, PLLC

(57) **CLAIM**

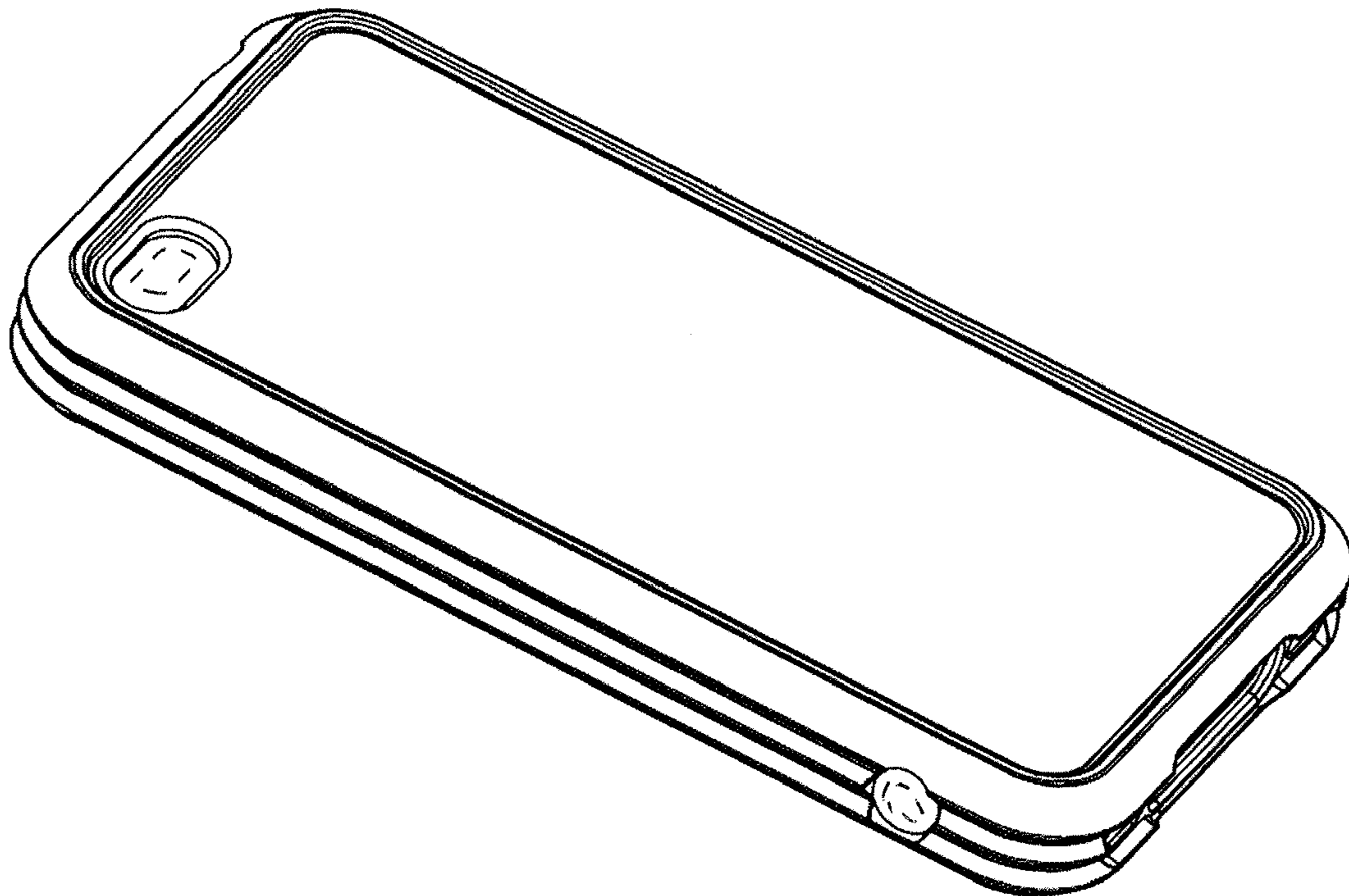
The ornamental design for a protective casing for portable handheld electronic device, as shown and described.

DESCRIPTION

FIG. 1 is a front perspective view of the protective casing for portable handheld electronic device;
FIG. 2 is a rear perspective view thereof;
FIG. 3 is a front elevation view thereof;
FIG. 4 is a rear elevation view thereof;
FIG. 5 is a right elevation view thereof;
FIG. 6 is a left elevation view thereof;
FIG. 7 is a top plan view thereof; and,
FIG. 8 is a bottom plan view thereof.

The broken lines in the figures depict boundaries of the claim and form no part of the claimed design.

1 Claim, 6 Drawing Sheets



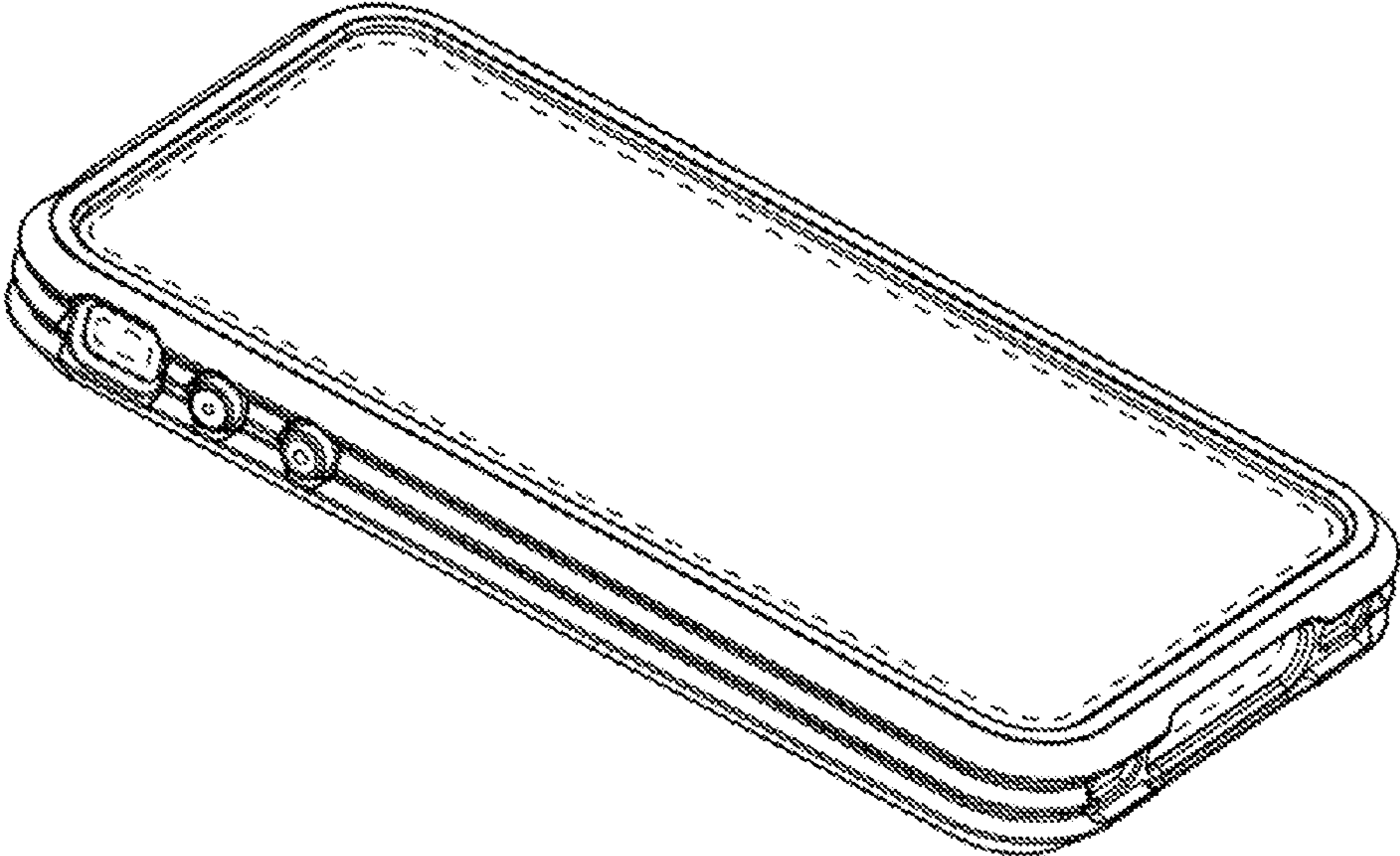


Figure 1

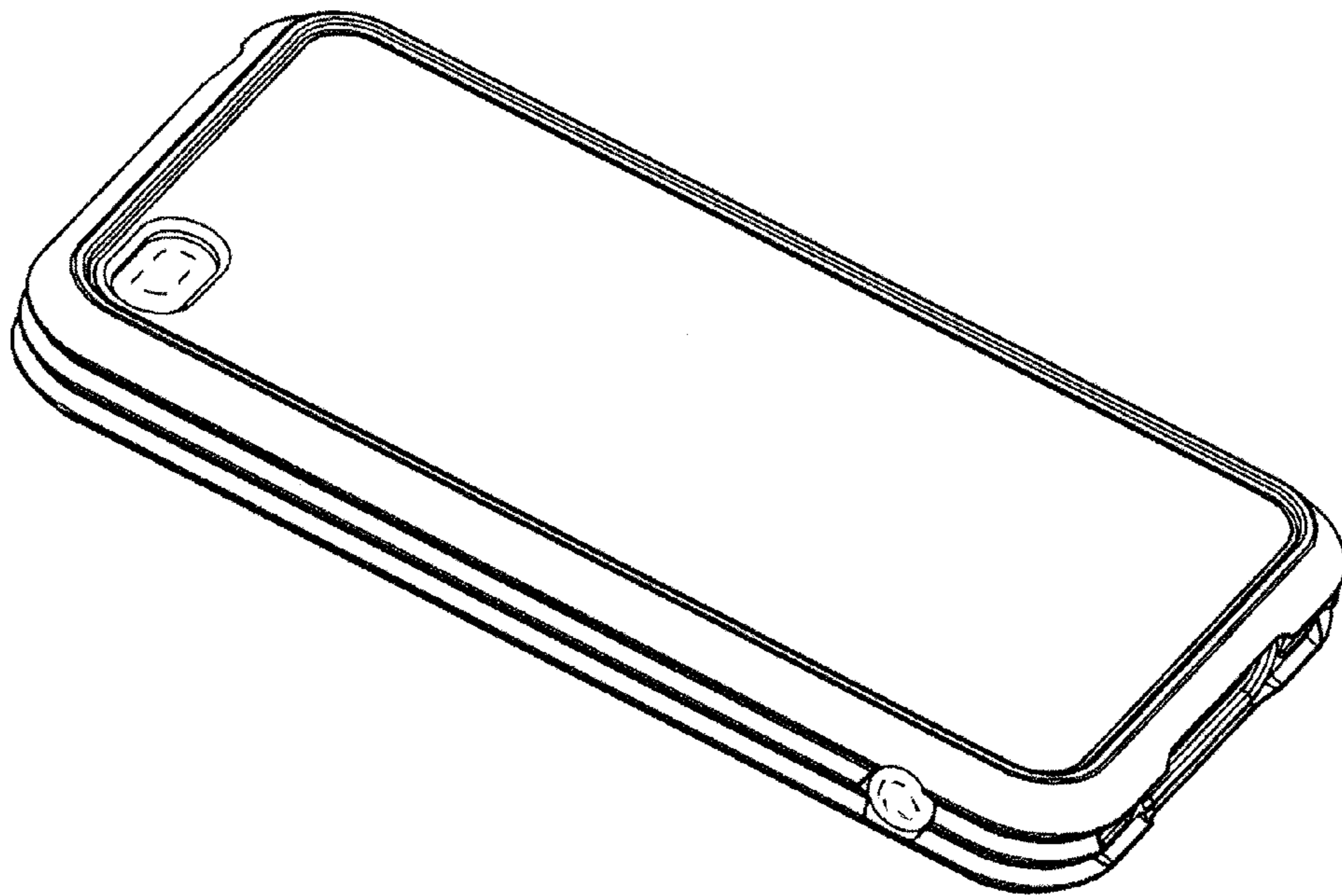


Figure 2




Figure 3




Figure 4




Figure 5




Figure 6




Figure 7




Figure 8