

US00D690681S

(12) **United States Design Patent**
Ito et al.

(10) **Patent No.:** **US D690,681 S**
(45) **Date of Patent:** **** Oct. 1, 2013**

(54) **HEADPHONES**

(75) Inventors: **Reiko Ito**, Kanagawa (JP); **Hirofumi Ichikawa**, Kanagawa (JP)

(73) Assignee: **D&M Holdings, Inc.**, Kanagawa (JP)

(**) Term: **14 Years**

(21) Appl. No.: **29/424,592**

(22) Filed: **Jun. 13, 2012**

(30) **Foreign Application Priority Data**

Dec. 13, 2011 (JP) 2011-028922

(51) **LOC (9) Cl.** **14-01**

(52) **U.S. Cl.**
USPC **D14/205**

(58) **Field of Classification Search**
USPC D14/205, 206, 223, 142, 188, 192;
181/129, 130, 135; 379/430, 431; 381/328,
381/370, 374, 378, 380, 381; 455/90.3, 575.1;
D24/106
See application file for complete search history.

(56) **References Cited**

U.S. PATENT DOCUMENTS

D199,125	S *	9/1964	Flygstad	D14/206
4,677,675	A *	6/1987	Killion et al.	381/322
D318,669	S *	7/1991	Nakayama	D14/205
D321,879	S *	11/1991	Emmerling	D14/192
D342,947	S *	1/1994	Totsuka	D14/192
D386,181	S *	11/1997	Fisher	D14/205
5,691,515	A *	11/1997	Landis	181/129
D407,089	S *	3/1999	Norin	D14/206
D420,007	S *	2/2000	Marshall et al.	D14/226
6,195,806	B1 *	3/2001	Campbell	2/209

6,603,863	B1 *	8/2003	Nagayoshi	381/380
D508,908	S *	8/2005	Chueh	D14/205
D550,202	S *	9/2007	Meier et al.	D14/206
D559,831	S *	1/2008	Lee	D14/205
D575,268	S *	8/2008	Christopher et al.	D14/205
D587,678	S *	3/2009	Yuyama	D14/205
D588,099	S *	3/2009	Yuyama	D14/205
D594,442	S *	6/2009	Chon et al.	D14/205
D601,125	S *	9/2009	Komiyama	D14/205
D603,847	S *	11/2009	Chung	D14/223
D617,308	S *	6/2010	Nousiainen et al.	D14/205
D619,561	S *	7/2010	Yang	D14/205
D630,186	S *	1/2011	Yang	D14/205
D635,960	S *	4/2011	Gondo et al.	D14/223
7,983,437	B2 *	7/2011	Wong et al.	381/370
D643,830	S *	8/2011	Fish	D14/205
D662,913	S *	7/2012	Birger	D14/206
D668,632	S *	10/2012	Enquist	D14/205
D669,881	S *	10/2012	Clements et al.	D14/205

* cited by examiner

Primary Examiner — Paula Greene

(74) *Attorney, Agent, or Firm* — Peter A. Nieves; Sheehan Phinney Bass + Green PA

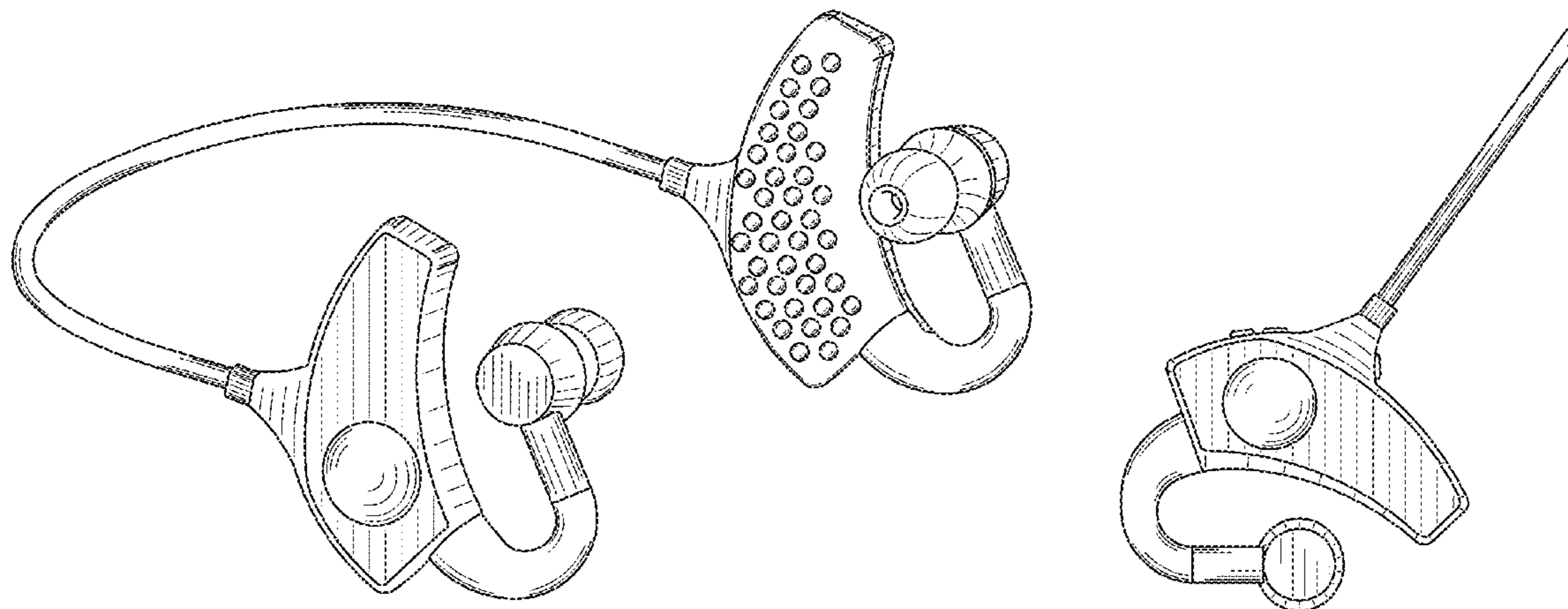
(57) **CLAIM**

We claim the ornamental design for a headphones, as shown and described.

DESCRIPTION

FIG. 1 is a front perspective view of headphones showing our new design, the opposite perspective view is a mirror image; FIG. 2 is a front view of the headphones; FIG. 3 is a back view of the headphones; FIG. 4 is a top view of the headphones; FIG. 5 is a bottom view of the headphones; FIG. 6 is a left view of the headphones; and, FIG. 7 is a right side view of the headphones.

1 Claim, 7 Drawing Sheets



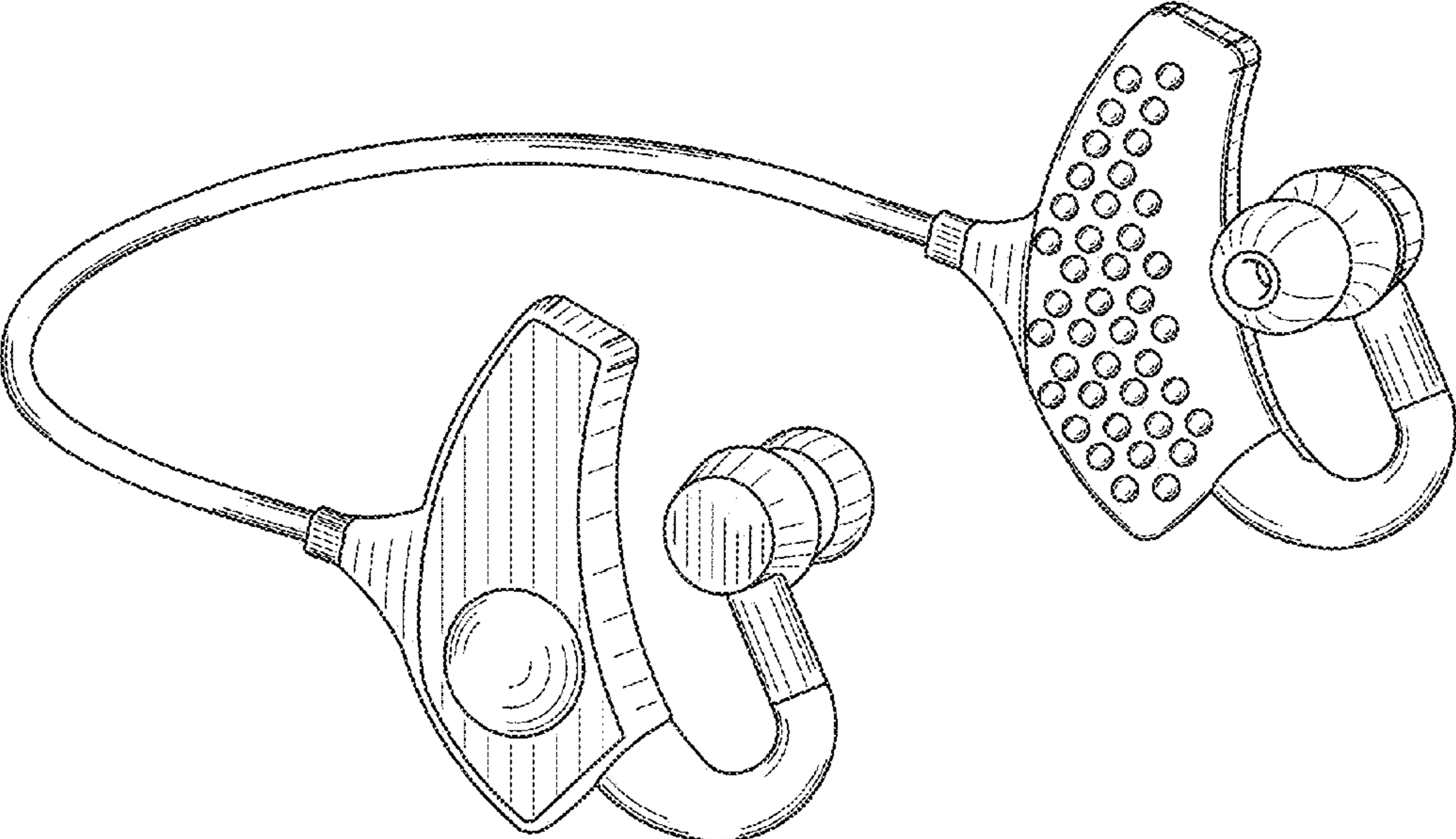


FIG. 1

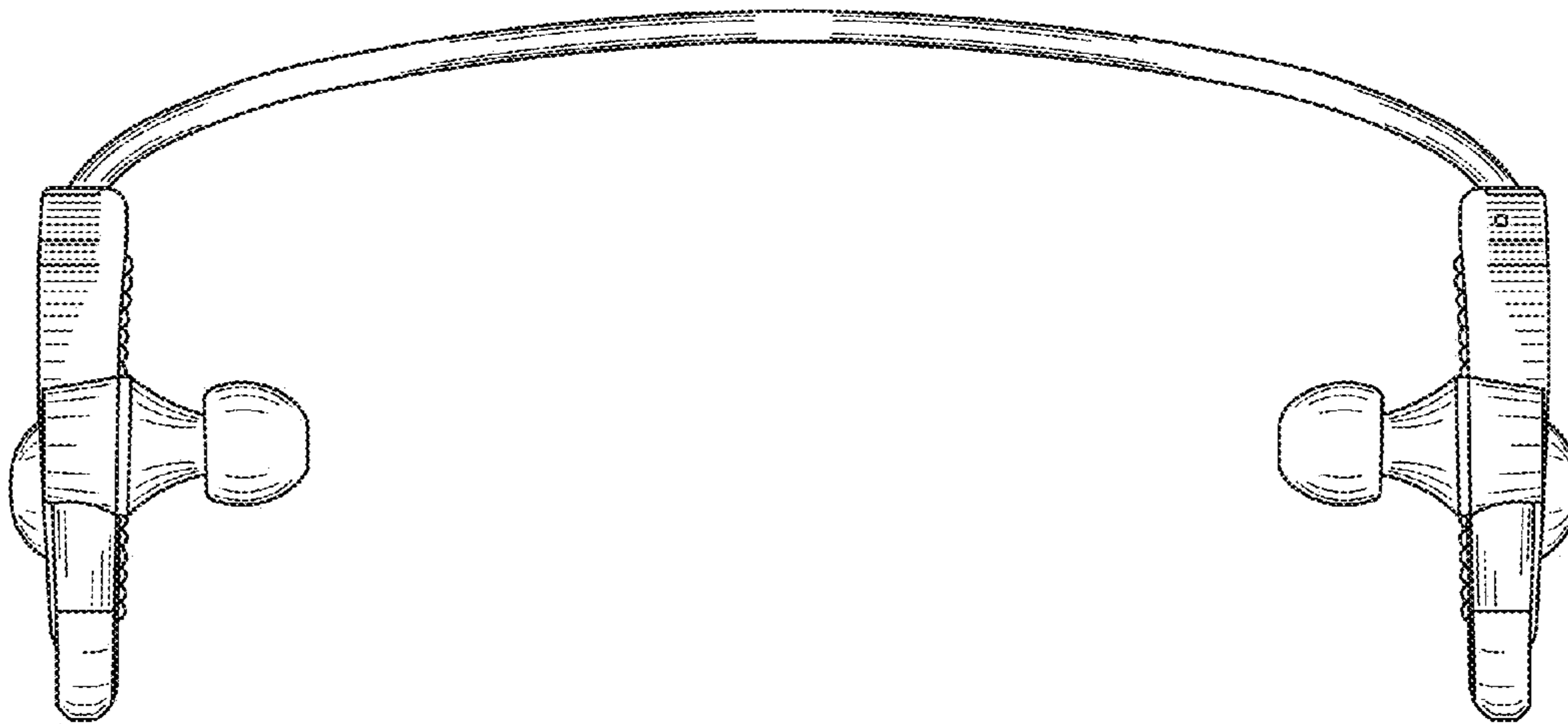


FIG. 2




FIG. 3

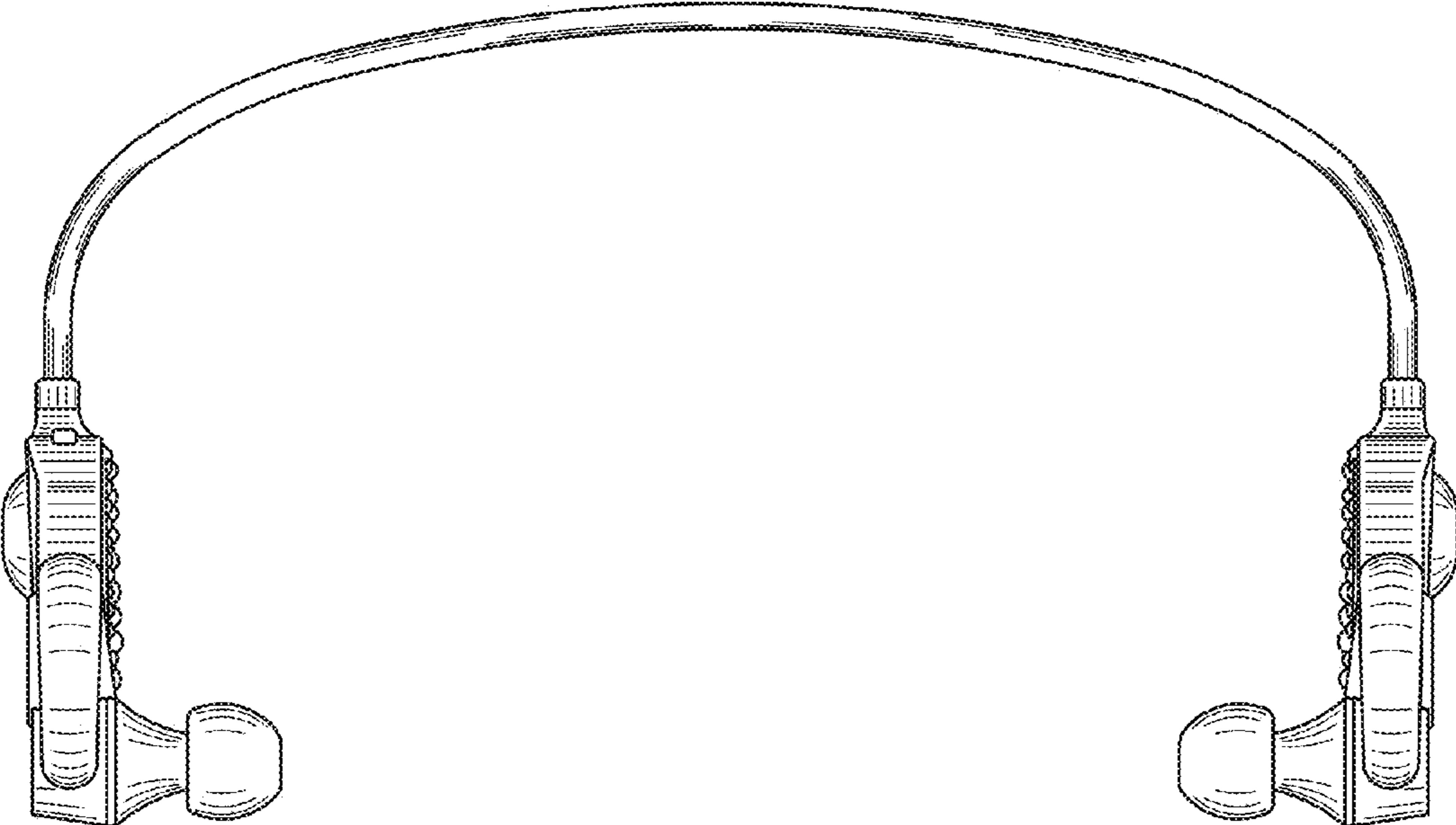


FIG. 4

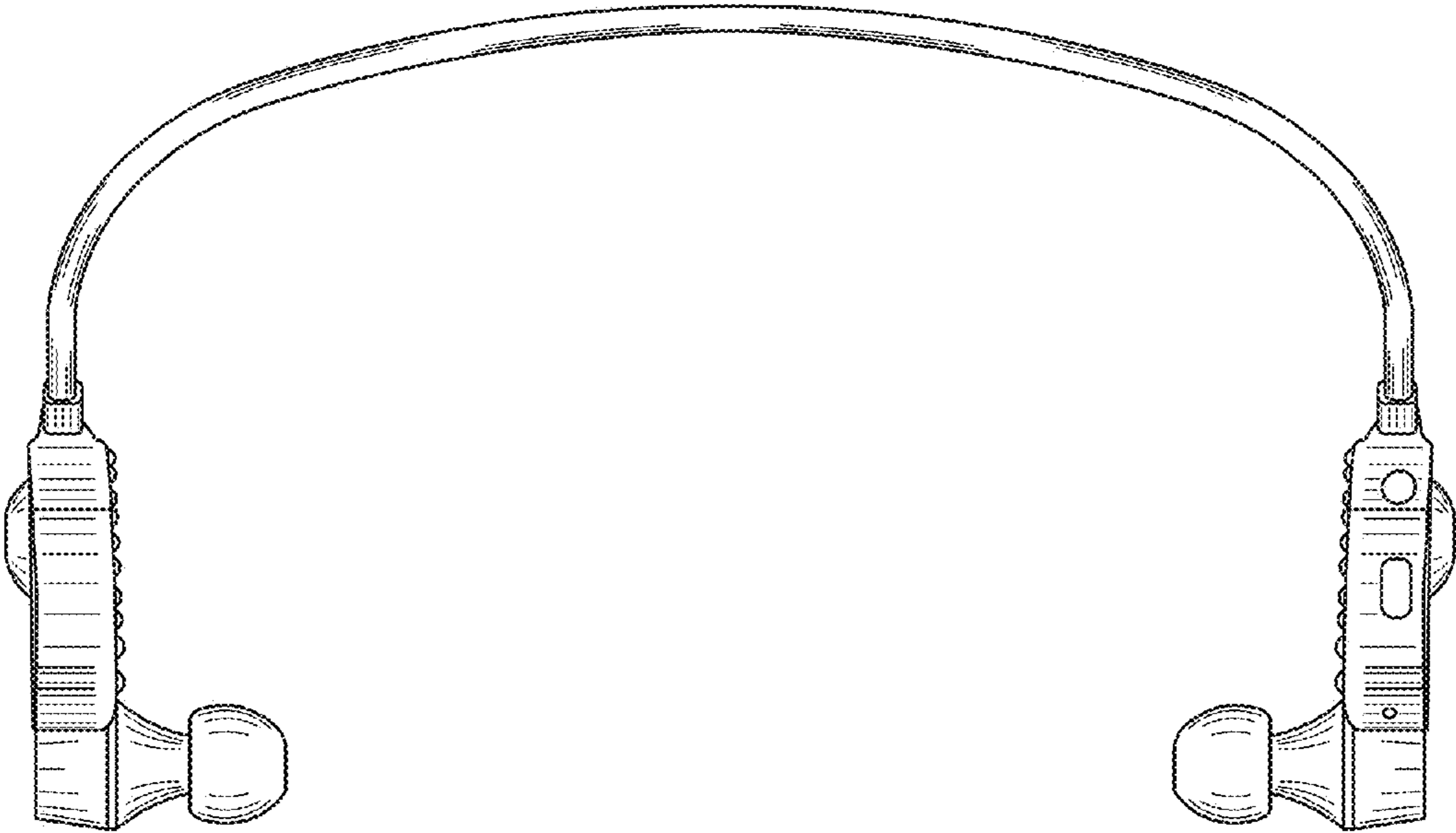


FIG. 5

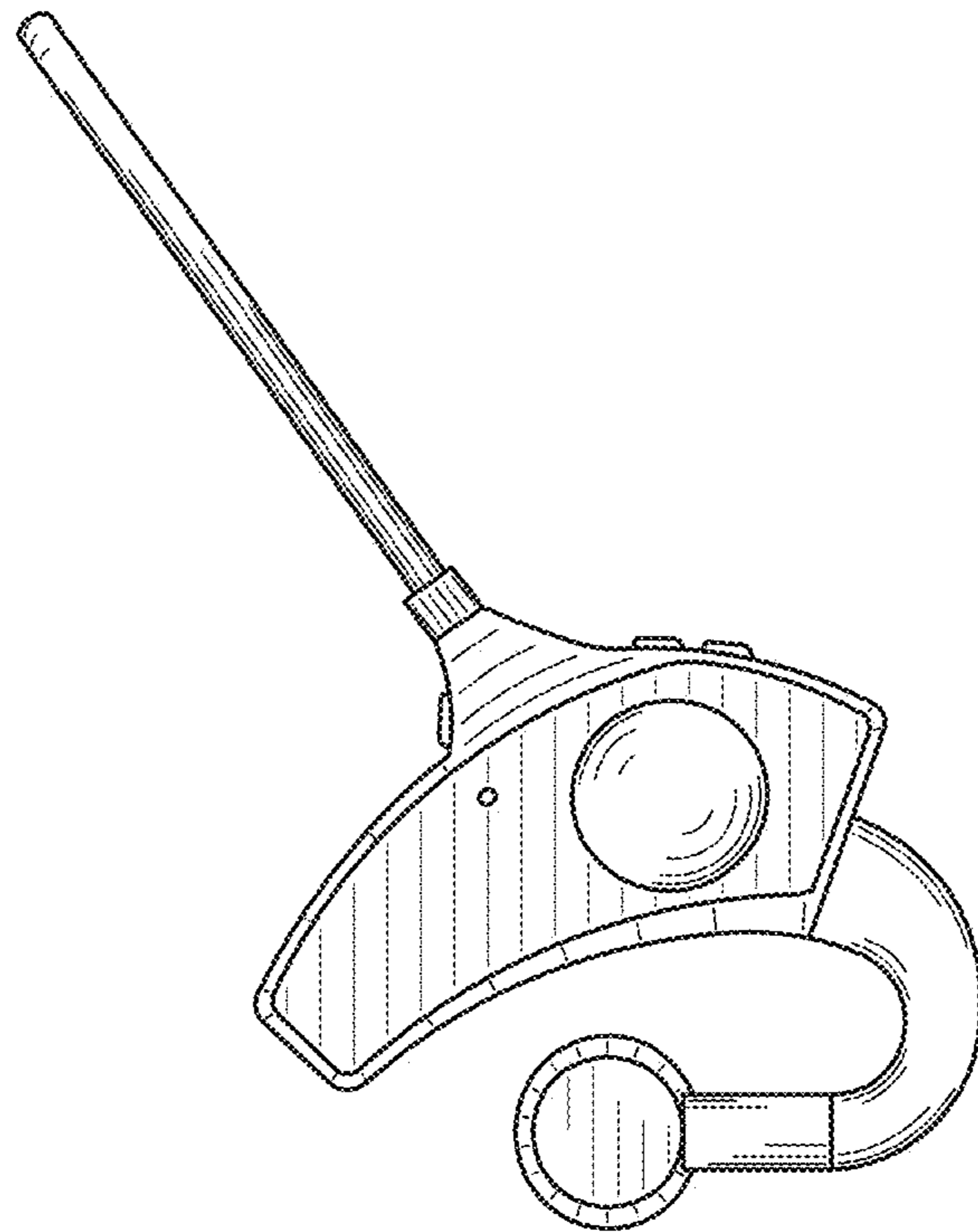


FIG. 6

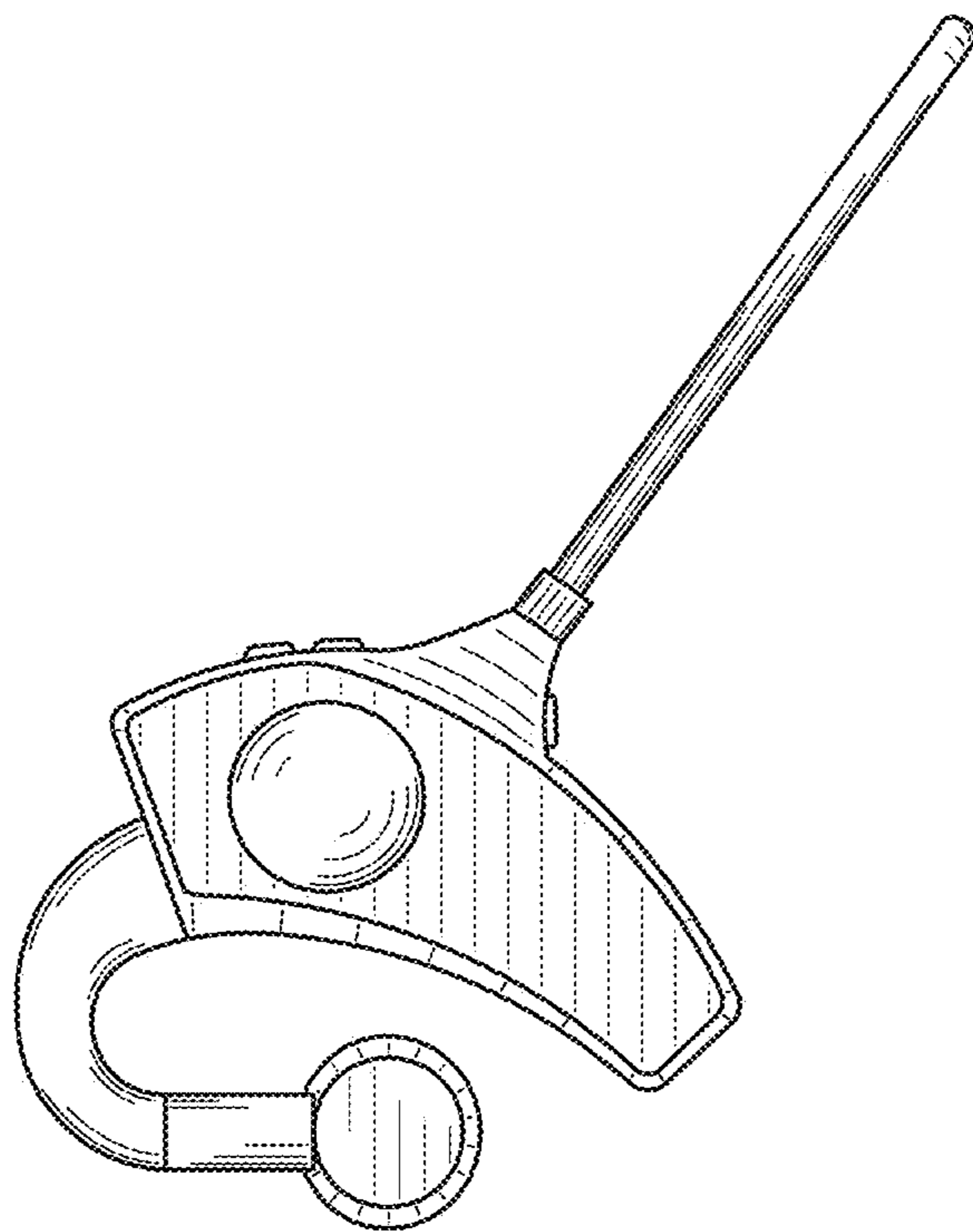


FIG. 7