

US00D690671S

(12) **United States Design Patent**
Gurary et al.

(10) **Patent No.:** **US D690,671 S**
(45) **Date of Patent:** **** Oct. 1, 2013**

- (54) **WAFER CARRIER HAVING POCKETS**
- (75) Inventors: **Alexander I. Gurary**, Bridgewater, NJ (US); **Keng Moy**, Basking Ridge, NJ (US); **Chenghung Paul Chang**, Easton, PA (US)
- (73) Assignee: **Veeco Instruments Inc.**, Plainview, NY (US)
- (**) Term: **14 Years**
- (21) Appl. No.: **29/416,228**
- (22) Filed: **Mar. 20, 2012**
- (51) **LOC (9) Cl.** **13-03**
- (52) **U.S. Cl.**
USPC **D13/182**
- (58) **Field of Classification Search**
USPC ... D13/182; 118/500, 728, 729; 156/345.53; 279/128; 361/234; 451/287, 288, 289
See application file for complete search history.

6,080,042	A *	6/2000	McGregor et al.	451/41
6,241,825	B1 *	6/2001	Wytman	118/733
6,375,749	B1 *	4/2002	Boydston et al.	118/728
6,454,635	B1 *	9/2002	Zhang et al.	451/41
6,500,059	B2 *	12/2002	Chang et al.	451/388
6,514,424	B2 *	2/2003	Wenski et al.	216/38
6,666,948	B2 *	12/2003	Nguyen	156/345.12
6,709,981	B2 *	3/2004	Grabbe et al.	438/692
6,733,367	B1 *	5/2004	Nguyen	451/29
7,008,308	B2 *	3/2006	Bjelopavlic et al.	451/269
7,169,234	B2 *	1/2007	Weeks et al.	118/730
7,235,139	B2 *	6/2007	Boguslavskiy et al.	118/728
7,252,737	B2 *	8/2007	Brown et al.	156/345.51
D633,452	S *	3/2011	Namiki et al.	D13/182

(Continued)

Primary Examiner — Selina Sikder

(74) *Attorney, Agent, or Firm* — Lerner, David, Littenberger, Krumholz & Mentlik, LLP

(57) **CLAIM**

The ornamental design for a wafer carrier having pockets, as shown and described.

DESCRIPTION

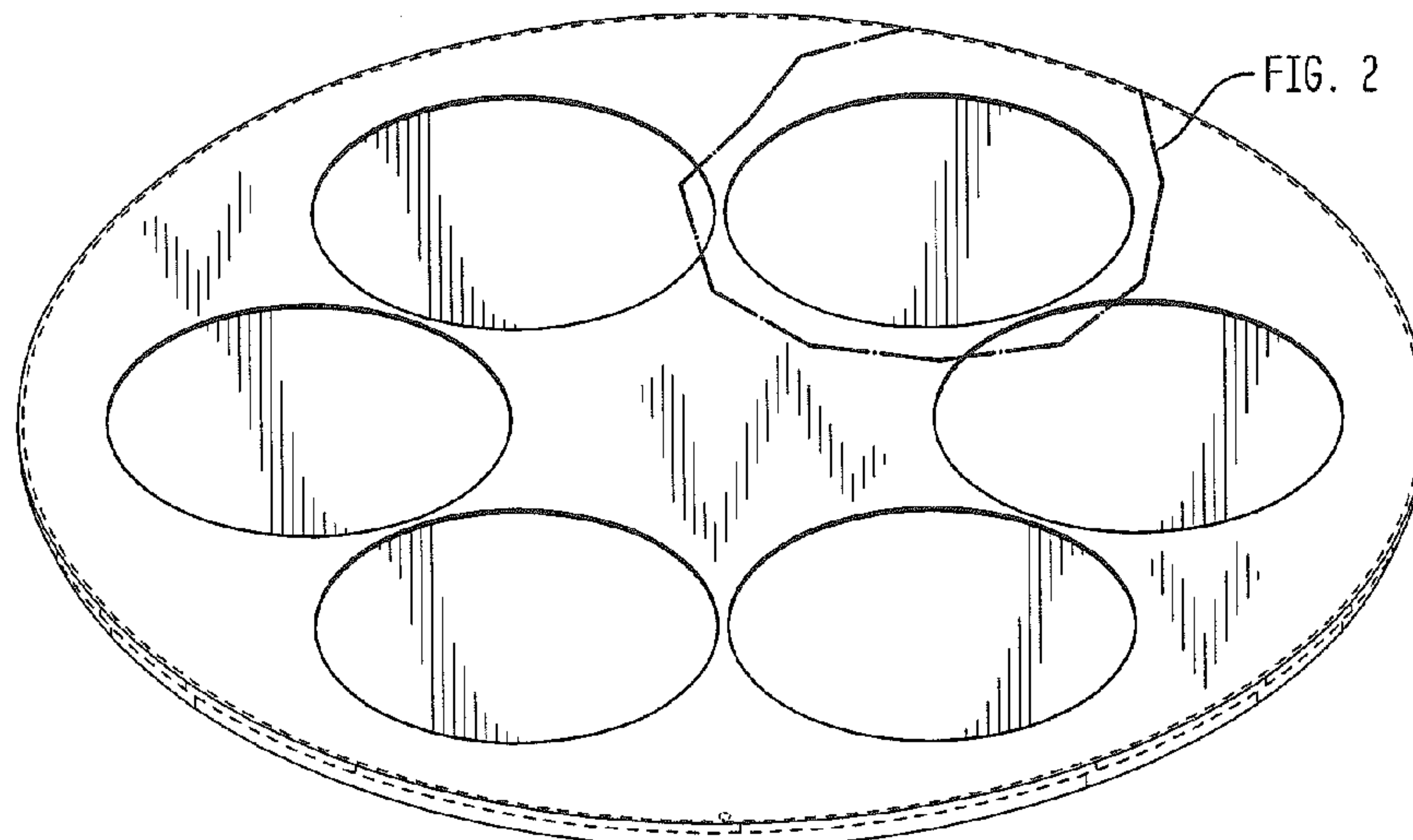
FIG. 1 is a top perspective view of a wafer carrier having pockets showing our new design;
 FIG. 2 is an enlarged view of a portion of FIG. 1;
 FIG. 3 is a top plan view thereof;
 FIG. 4 is a bottom perspective view thereof;
 FIG. 5 is a bottom plan view thereof;
 FIG. 6 is an enlarged view of a portion of FIG. 4; and,
 FIG. 7 is a right side view thereof, the left side, front, and rear views being the same as the right side view.
 The broken lines in the drawings are for illustrative purposes only and form no part of the claimed design.
 The dash-dot broken lines define the area corresponding to the enlarged portion shown in FIGS. 2 and 6 and form no part of the claimed design.

1 Claim, 5 Drawing Sheets

(56) **References Cited**

U.S. PATENT DOCUMENTS

3,731,435	A *	5/1973	Boettcher et al.	451/288
3,845,738	A *	11/1974	Berkman et al.	118/725
4,165,584	A *	8/1979	Scherrer	451/289
4,512,113	A *	4/1985	Budinger	451/397
4,739,589	A *	4/1988	Brehm et al.	451/41
5,191,738	A *	3/1993	Nakazato et al.	451/41
5,193,316	A *	3/1993	Olmstead	451/63
5,377,451	A *	1/1995	Leoni et al.	451/287
5,422,316	A *	6/1995	Desai et al.	438/693
5,573,448	A *	11/1996	Nakazima et al.	451/41
5,647,789	A *	7/1997	Kitta et al.	451/41
5,674,107	A *	10/1997	Graebner et al.	451/28
5,683,518	A *	11/1997	Moore et al.	118/730
5,788,777	A *	8/1998	Burk, Jr.	118/730
5,840,124	A *	11/1998	Gurary et al.	118/726
5,865,666	A *	2/1999	Nagahara	451/10



US D690,671 S

Page 2

(56)

References Cited

U.S. PATENT DOCUMENTS

8,177,993 B2 * 5/2012 Seah et al. 216/83
8,182,315 B2 * 5/2012 Nguyen 451/72
8,328,600 B2 * 12/2012 Duescher 451/11

D674,759 S * 1/2013 Chang et al. D13/182
2002/0011204 A1 * 1/2002 Gujer et al. 118/500
2003/0057089 A1 * 3/2003 Nguyen 204/298.15
2009/0194026 A1 * 8/2009 Burrows et al. 118/719

* cited by examiner

FIG. 1

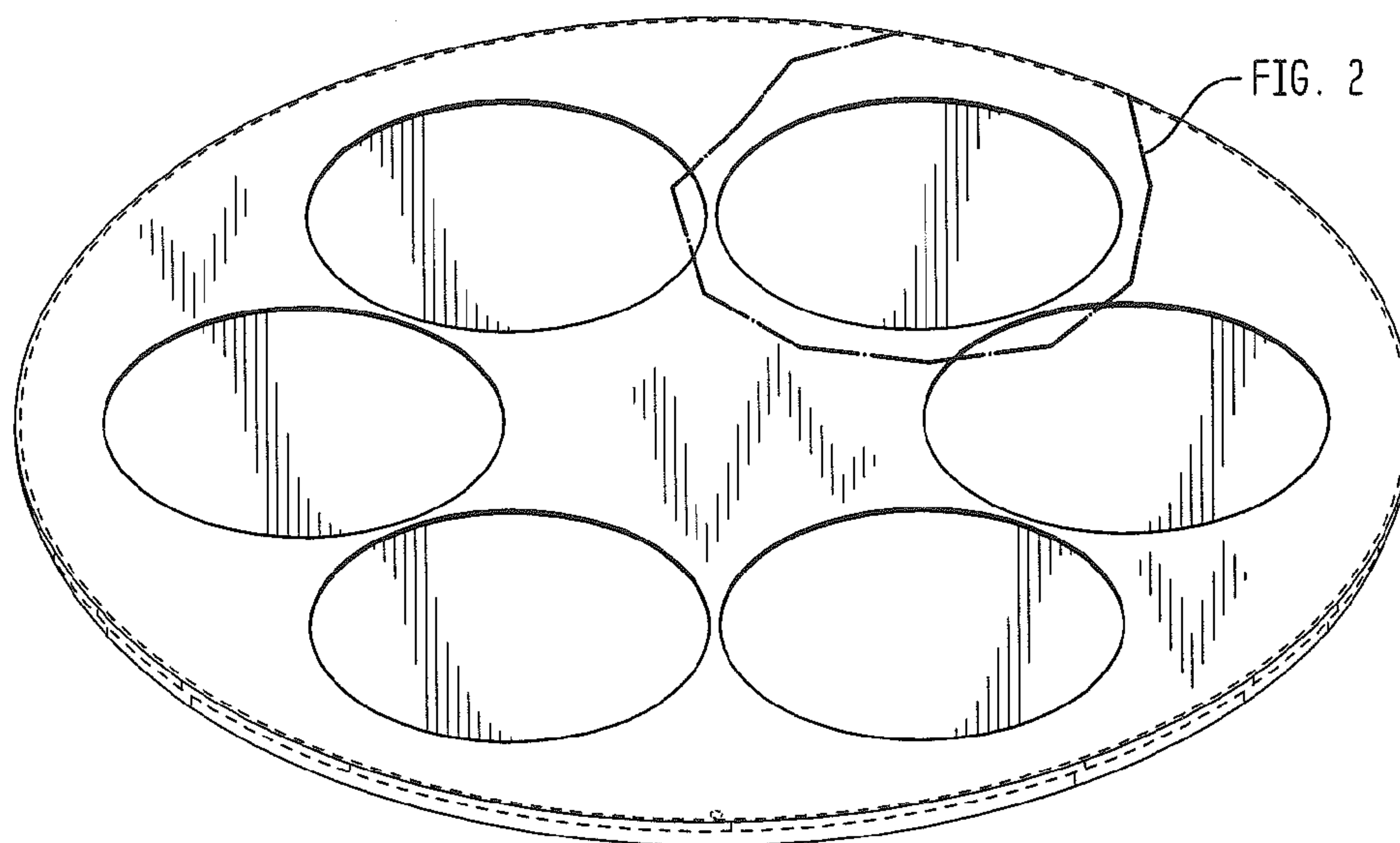


FIG. 2

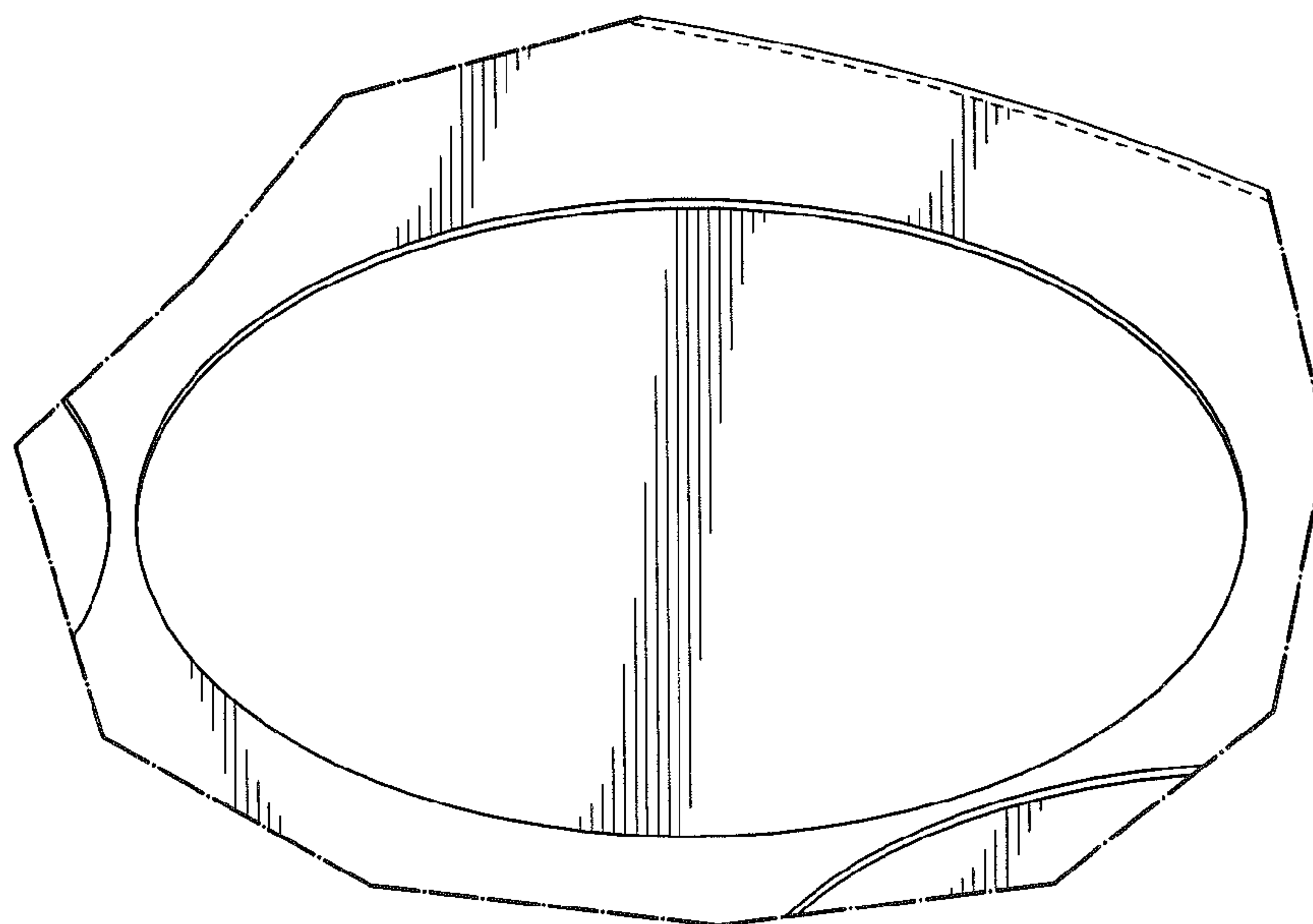


FIG. 3

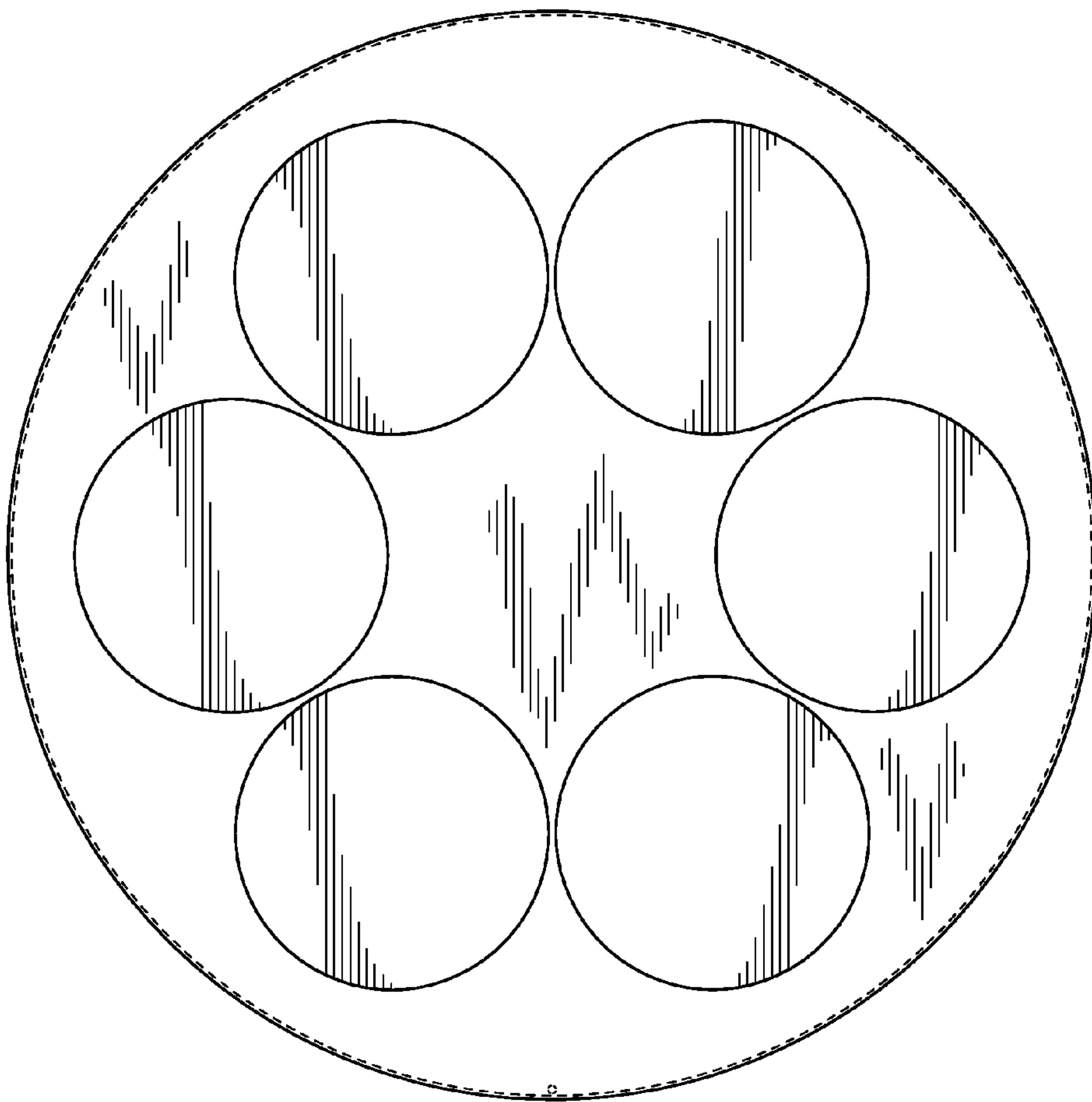


FIG. 4

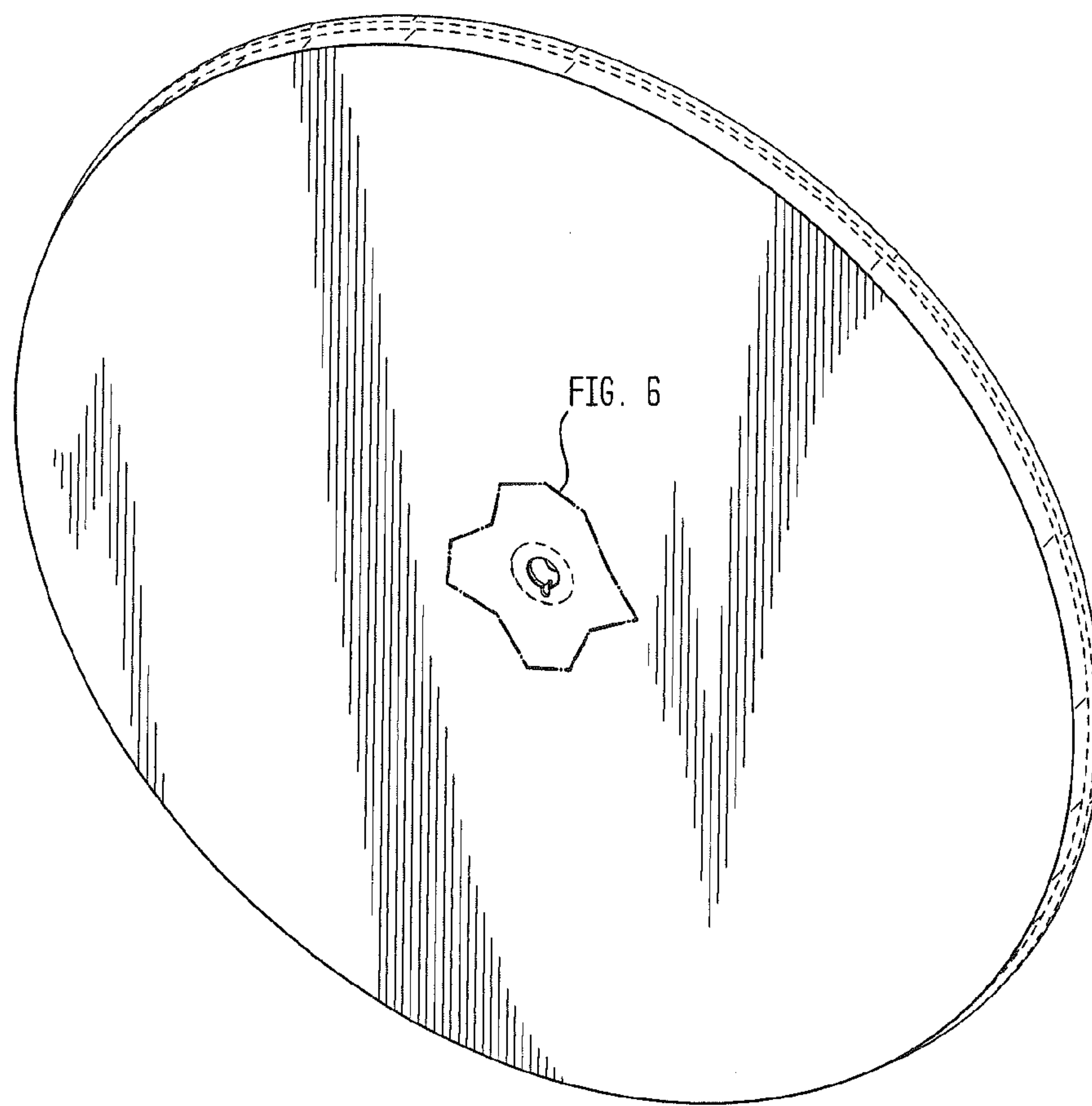


FIG. 5

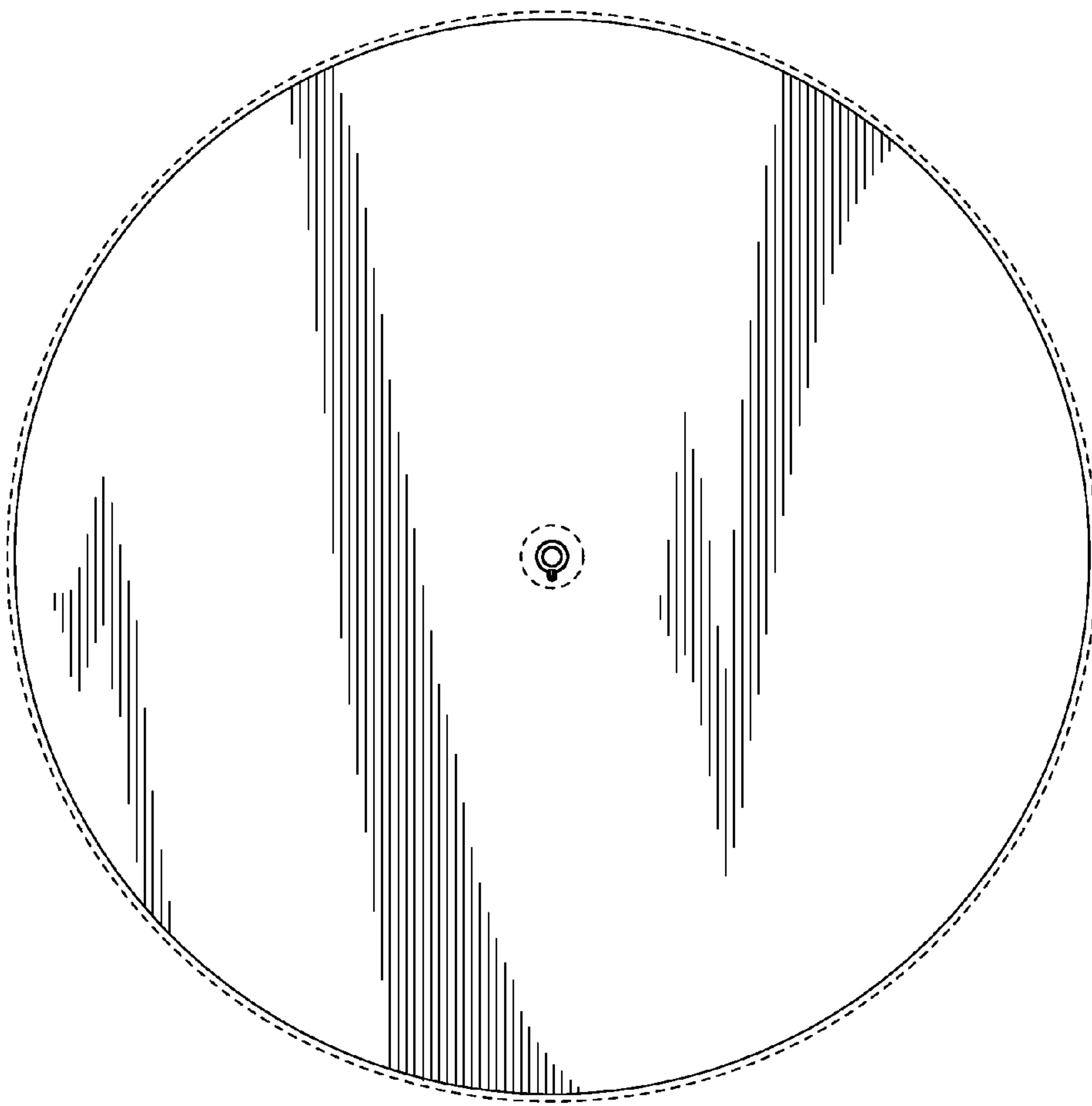


FIG. 6

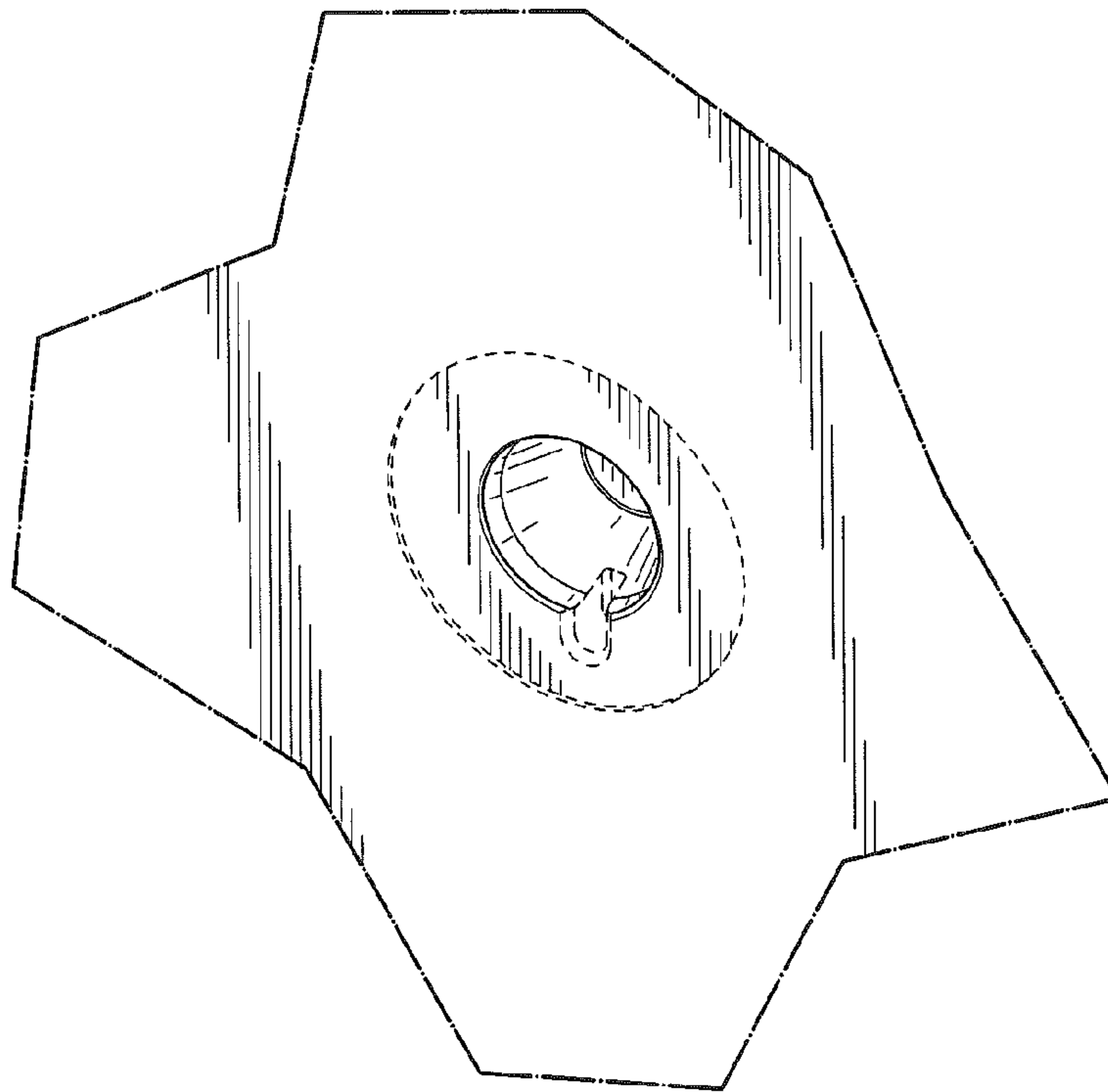


FIG. 7

