

US00D690665S

(12) **United States Design Patent**
Chen

(10) **Patent No.:** **US D690,665 S**

(45) **Date of Patent:** **** Oct. 1, 2013**

(54) **REMOTE CONTROL**

(71) Applicant: **Yeong Suei Chen**, New Taipei (TW)

(72) Inventor: **Yeong Suei Chen**, New Taipei (TW)

(73) Assignee: **Advance Security Inc**, New Taipei (TW)

(**) Term: **14 Years**

(21) Appl. No.: **29/439,290**

(22) Filed: **Dec. 9, 2012**

(51) **LOC (9) Cl.** **14-03**

(52) **U.S. Cl.**
USPC **D13/168**

(58) **Field of Classification Search**
USPC D13/168; D10/104.1, 106.1; D3/207,
D3/208; D8/347; 200/341, 302.2; 307/10.1;
341/176; 340/4.3, 4.42, 5.61, 5.64, 12.22,
340/12.23, 12.24, 12.29, 12.55, 12.3, 13.2,
340/13.21, 13.24, 426.13; 361/679.01;
455/566; 700/17, 65, 83; 701/2
See application file for complete search history.

(56) **References Cited**

U.S. PATENT DOCUMENTS

D469,708 S * 2/2003 To et al. D10/104.1
D475,353 S * 6/2003 Flick D13/168

D491,150 S * 6/2004 Shen D13/168
D508,862 S * 8/2005 Behar et al. D10/104.1
D521,942 S * 5/2006 Shen D13/168
D538,236 S * 3/2007 Ombe et al. D13/168
7,248,150 B2 * 7/2007 Mackjust et al. 340/426.13
D590,780 S * 4/2009 Deboer et al. D13/168
7,545,259 B2 * 6/2009 Luo et al. 340/426.13
8,400,773 B2 * 3/2013 Geldmacher 361/730
8,406,000 B2 * 3/2013 Zaitz et al. 361/752
2003/0231131 A1 * 12/2003 Dimig et al. 341/176
2006/0054484 A1 * 3/2006 Uleski et al. 200/341
2012/0057277 A1 * 3/2012 Shen 361/679.01
2013/0141212 A1 * 6/2013 Pickering 340/5.61

* cited by examiner

Primary Examiner — Selina Sikder

(74) *Attorney, Agent, or Firm* — Chun-Ming Shih

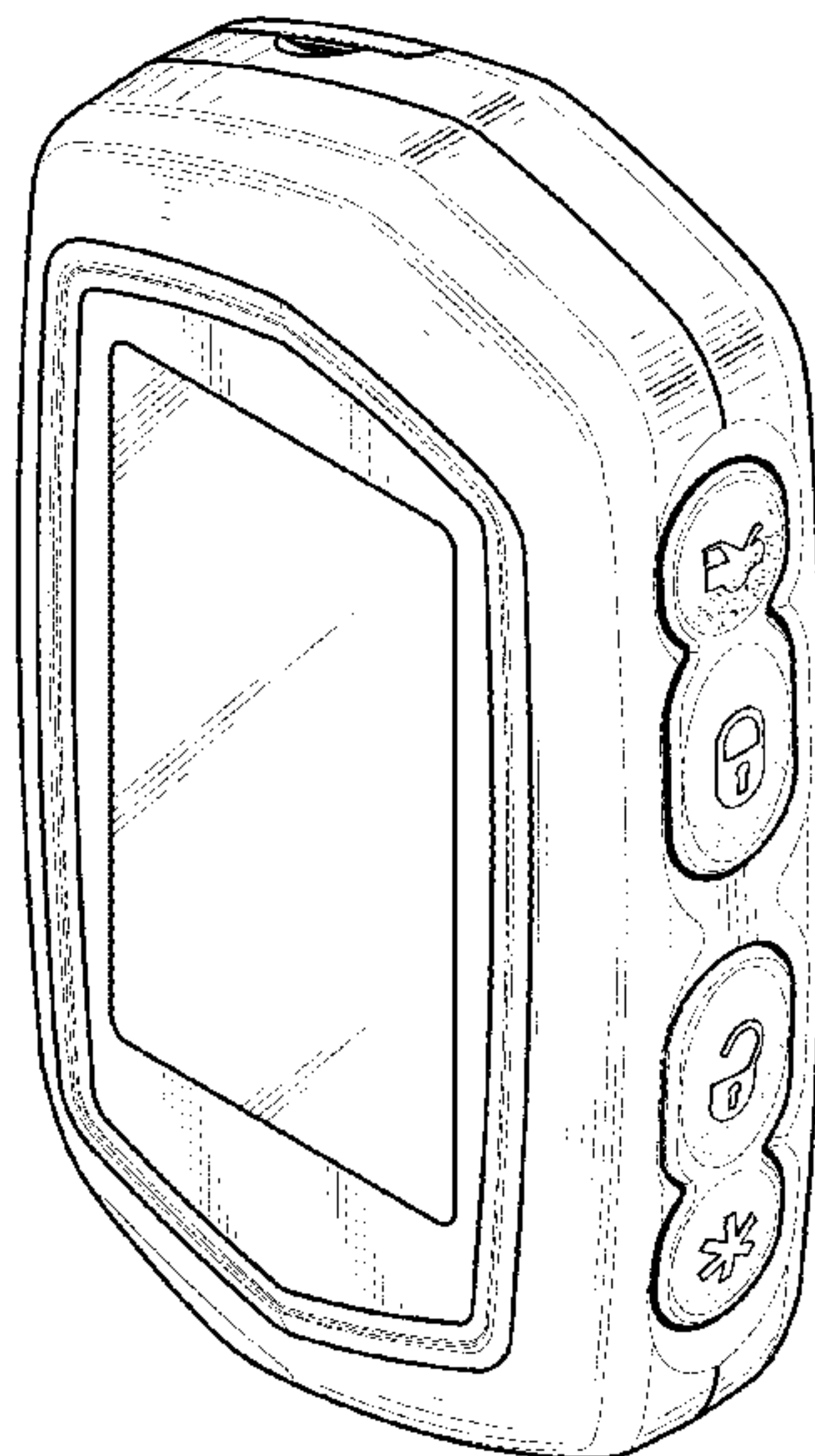
(57) **CLAIM**

The ornamental design for a remote control, as shown.

DESCRIPTION

FIG. 1 is a front left perspective view of a remote control showing my new design;
FIG. 2 is a front elevation view thereof;
FIG. 3 is a rear elevation view thereof;
FIG. 4 is a left side elevation view thereof;
FIG. 5 is a right side elevation view thereof;
FIG. 6 is a top plan view thereof; and,
FIG. 7 is a bottom plan view thereof.

1 Claim, 5 Drawing Sheets



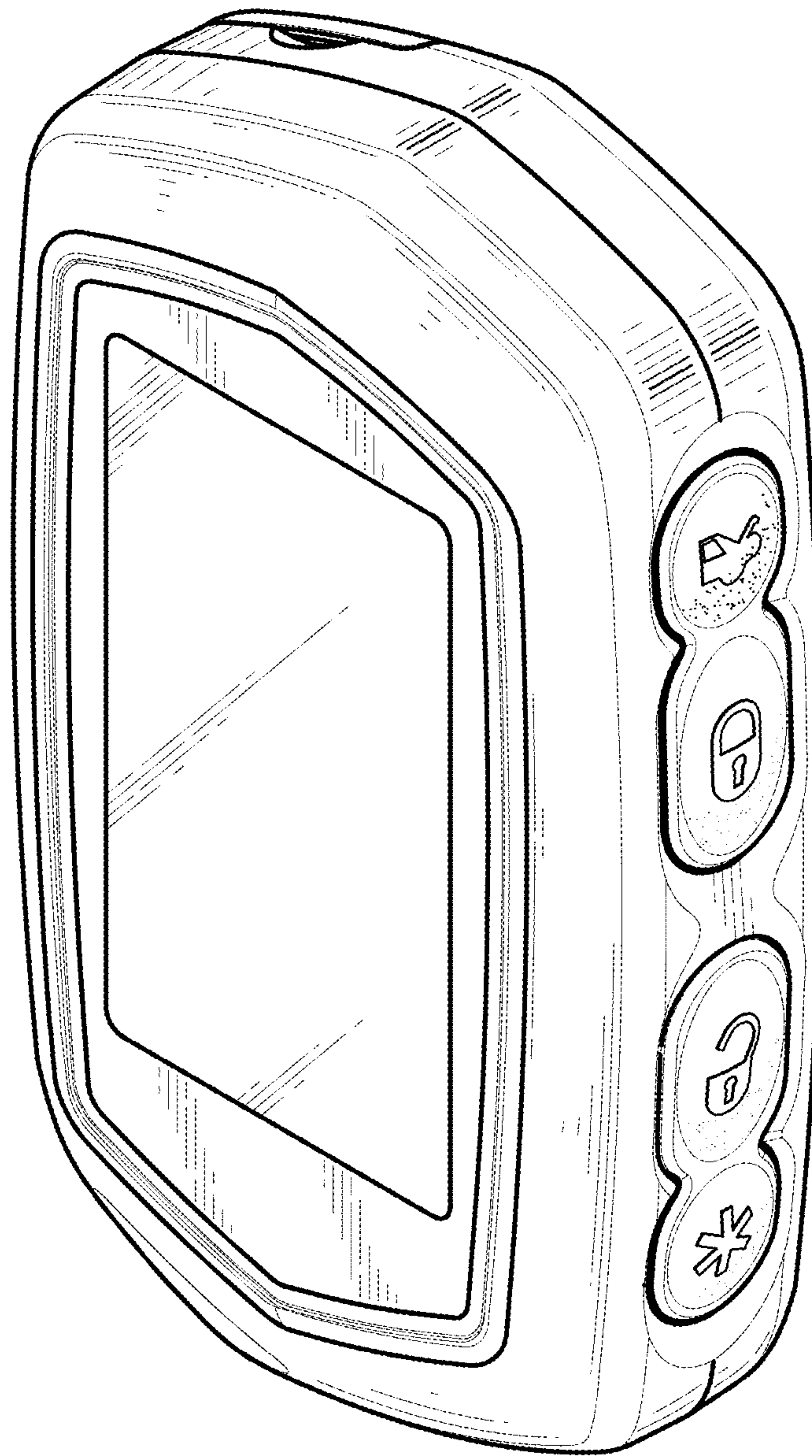


FIG.1

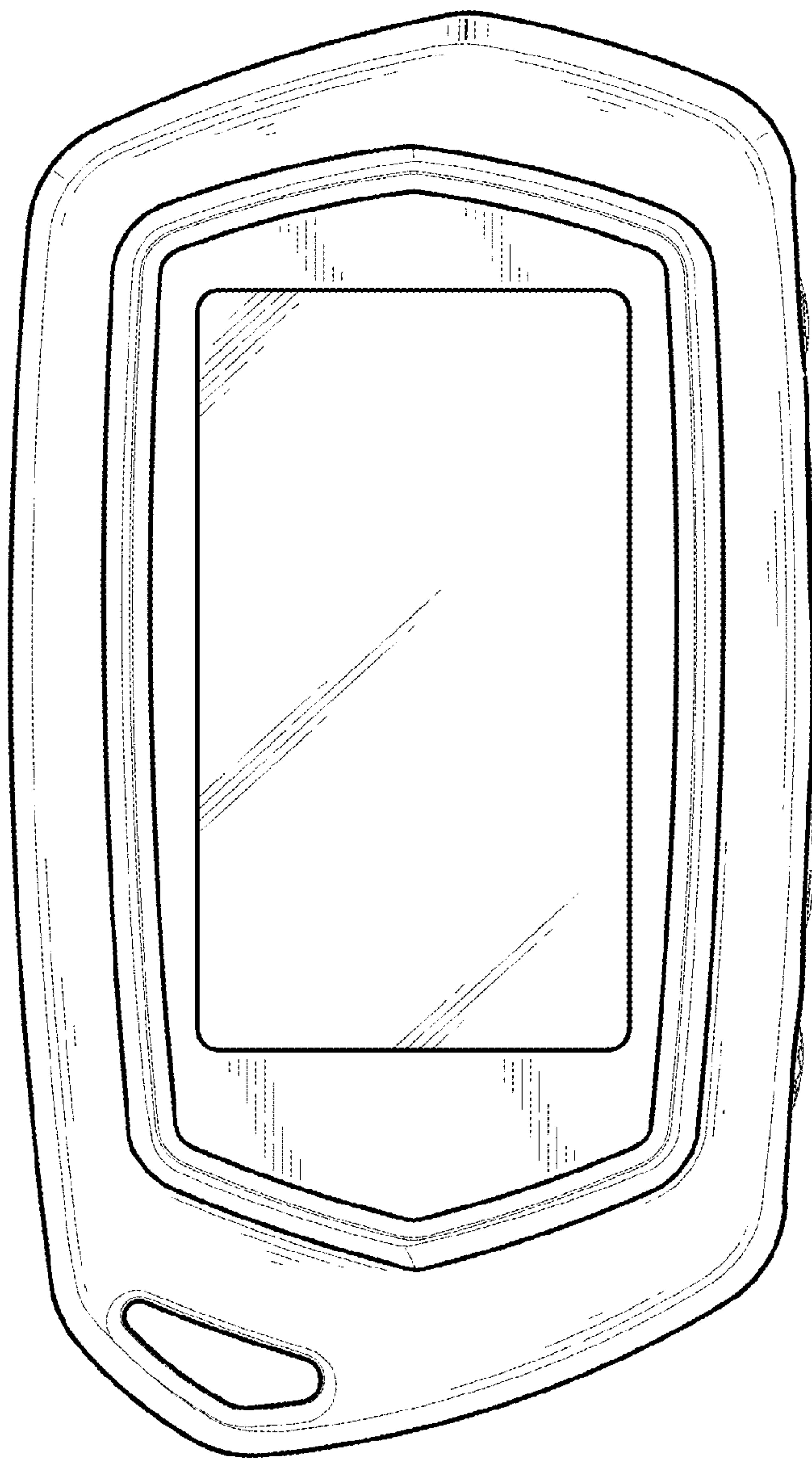


FIG.2

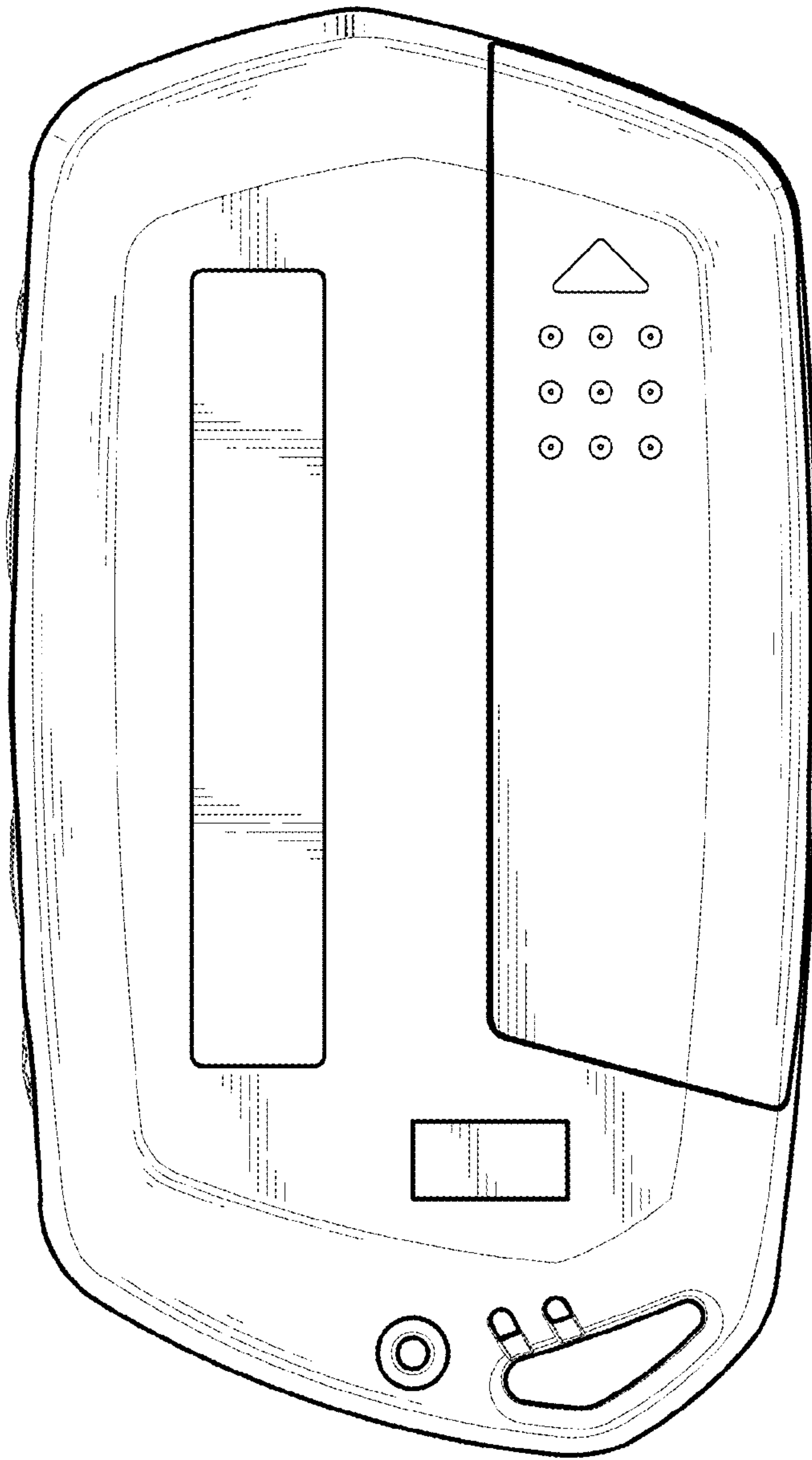


FIG.3




FIG. 4

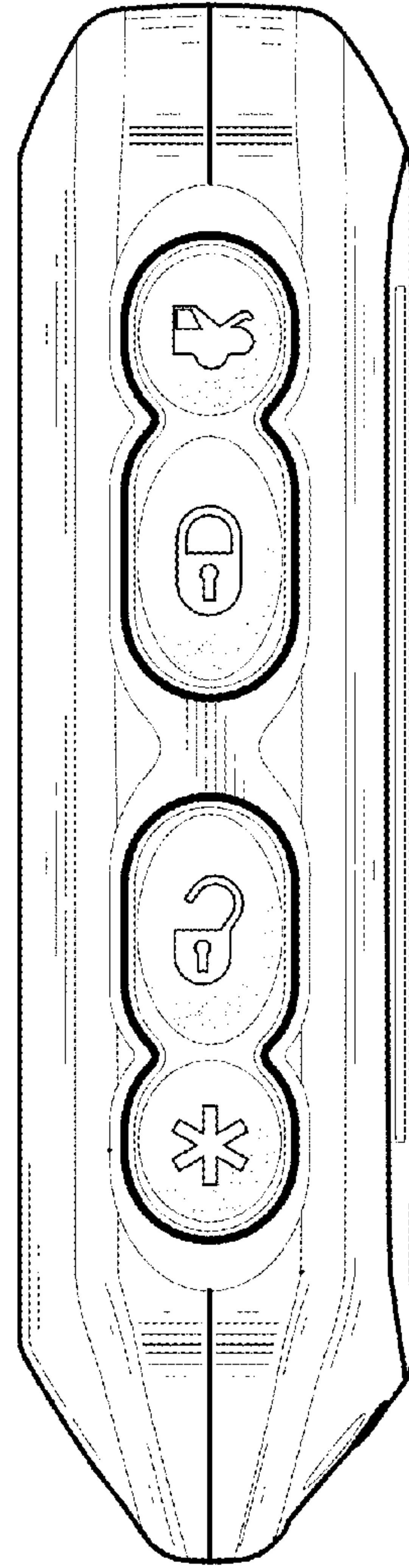


FIG. 5

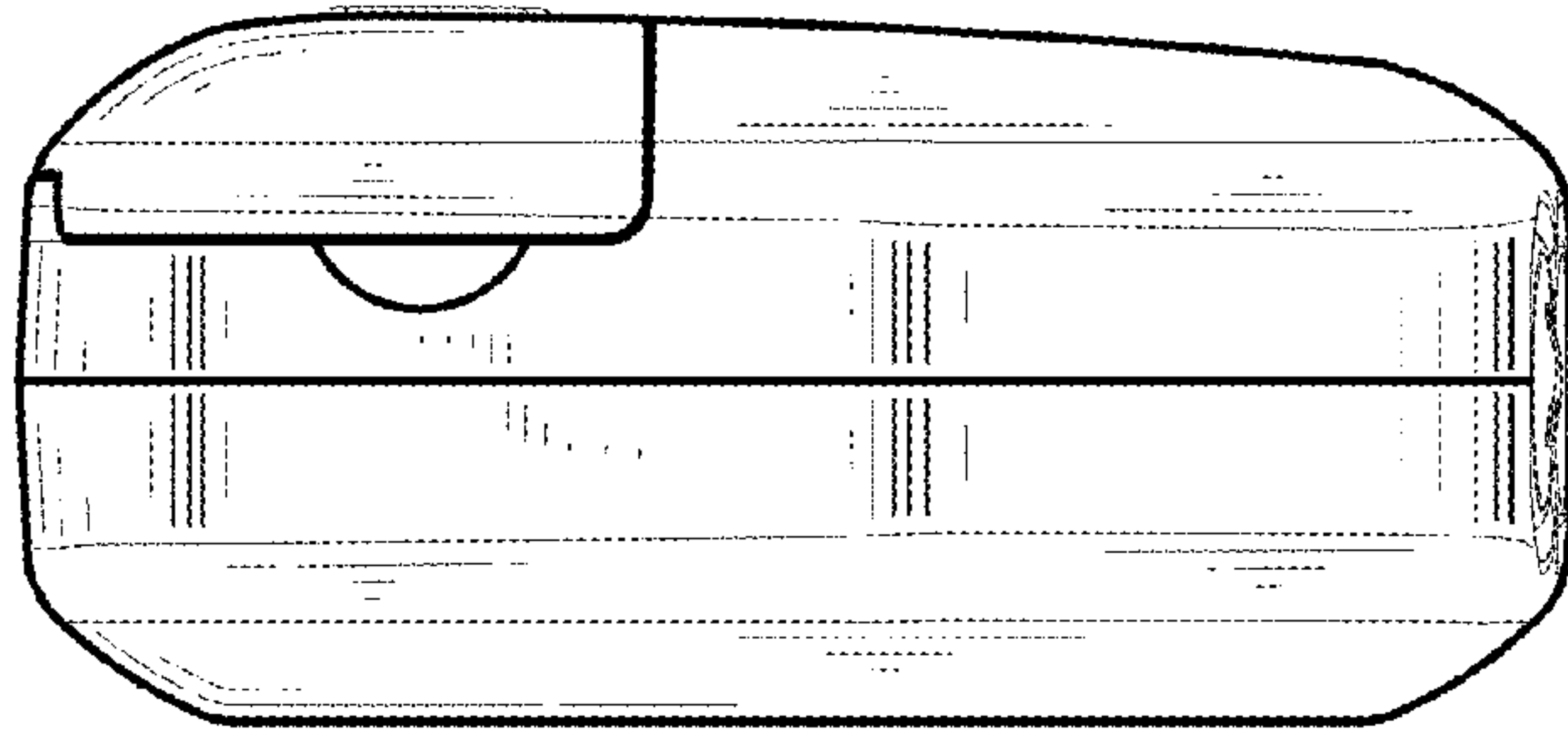


FIG. 6

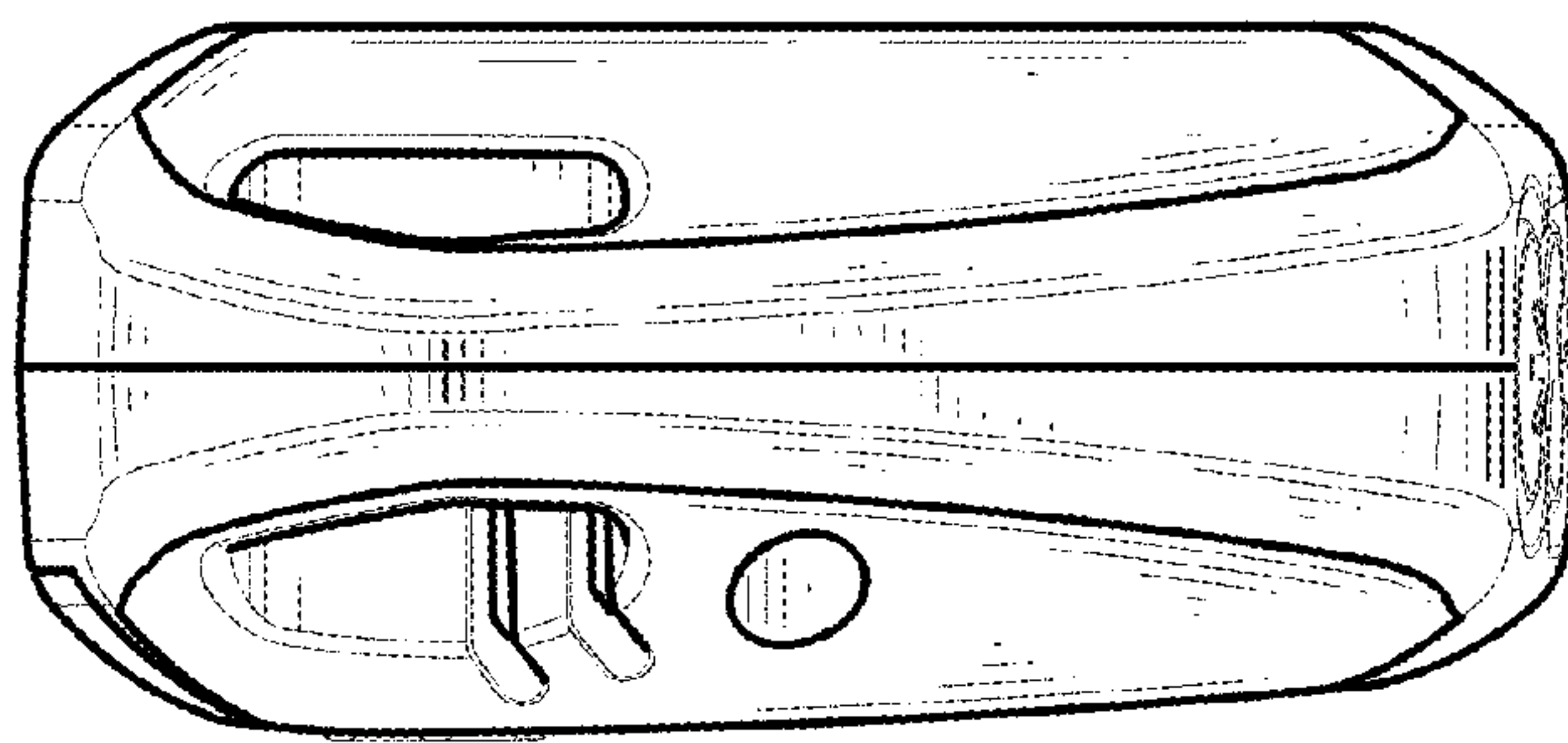


FIG. 7