



US00D690662S

(12) **United States Design Patent**  
**Maier et al.**

(10) **Patent No.:** **US D690,662 S**

(45) **Date of Patent:** **\*\* Oct. 1, 2013**

(54) **REMOTE CONTROL**

(71) Applicant: **fm marketing GmbH**, Neumarkt am Wallersee (AT)

(72) Inventors: **Ferdinand Maier**, Neumarkt am Wallersee (AT); **Erwin Weitgasser**, Salzburg (AT)

(73) Assignee: **FM Marketing GmbH**, Neumarkt am Wallersee (AT)

(\*\*) Term: **14 Years**

(21) Appl. No.: **29/433,826**

(22) Filed: **Oct. 5, 2012**

(30) **Foreign Application Priority Data**

Apr. 5, 2012 (EP) ..... 002021238

(51) **LOC (9) Cl.** ..... **14-03**

(52) **U.S. Cl.**  
USPC ..... **D13/168**

(58) **Field of Classification Search**  
USPC ..... D13/168; D14/218; 200/5 A, 5 R,  
200/293; 340/4.3, 4.42, 12.22, 12.23, 12.24,  
340/12.29, 12.3, 12.55, 13.2, 13.21, 13.24;  
341/176; 345/169;  
455/92, 95, 128, 151.1–151.4, 352, 353;  
700/17, 65, 83

See application file for complete search history.

(56) **References Cited**

U.S. PATENT DOCUMENTS

D322,609	S	*	12/1991	Patton	.....	D14/218
5,598,162	A	*	1/1997	Terashima et al.	.....	341/176
D487,451	S	*	3/2004	Suzuki	.....	D14/218
6,731,267	B1	*	5/2004	Tuoriniemi et al.	.....	345/156
6,788,286	B2	*	9/2004	Travers et al.	.....	345/156
D499,702	S	*	12/2004	Abe	.....	D13/168
D511,145	S	*	11/2005	Donofrio et al.	.....	D13/168
D528,510	S	*	9/2006	Schmieta et al.	.....	D13/168
D552,043	S	*	10/2007	Thursfield	.....	D13/168
D566,051	S	*	4/2008	Govindasamy	.....	D13/168
D606,947	S	*	12/2009	Caprio et al.	.....	D13/168
7,956,791	B2	*	6/2011	Kuo et al.	.....	341/176
D650,364	S	*	12/2011	Kim et al.	.....	D14/218

\* cited by examiner

*Primary Examiner* — Selina Sikder

(74) *Attorney, Agent, or Firm* — Senniger Powers LLP

(57) **CLAIM**

The ornamental design for a remote control, as shown and described.

**DESCRIPTION**

FIG. 1 is a right side elevation a remote control of the present invention;

FIG. 2 is a front elevation;

FIG. 3 is a left side elevation;

FIG. 4 is a rear elevation;

FIG. 5 is a top plan;

FIG. 6 is a bottom plan; and,

FIG. 7 is a perspective.

**1 Claim, 6 Drawing Sheets**

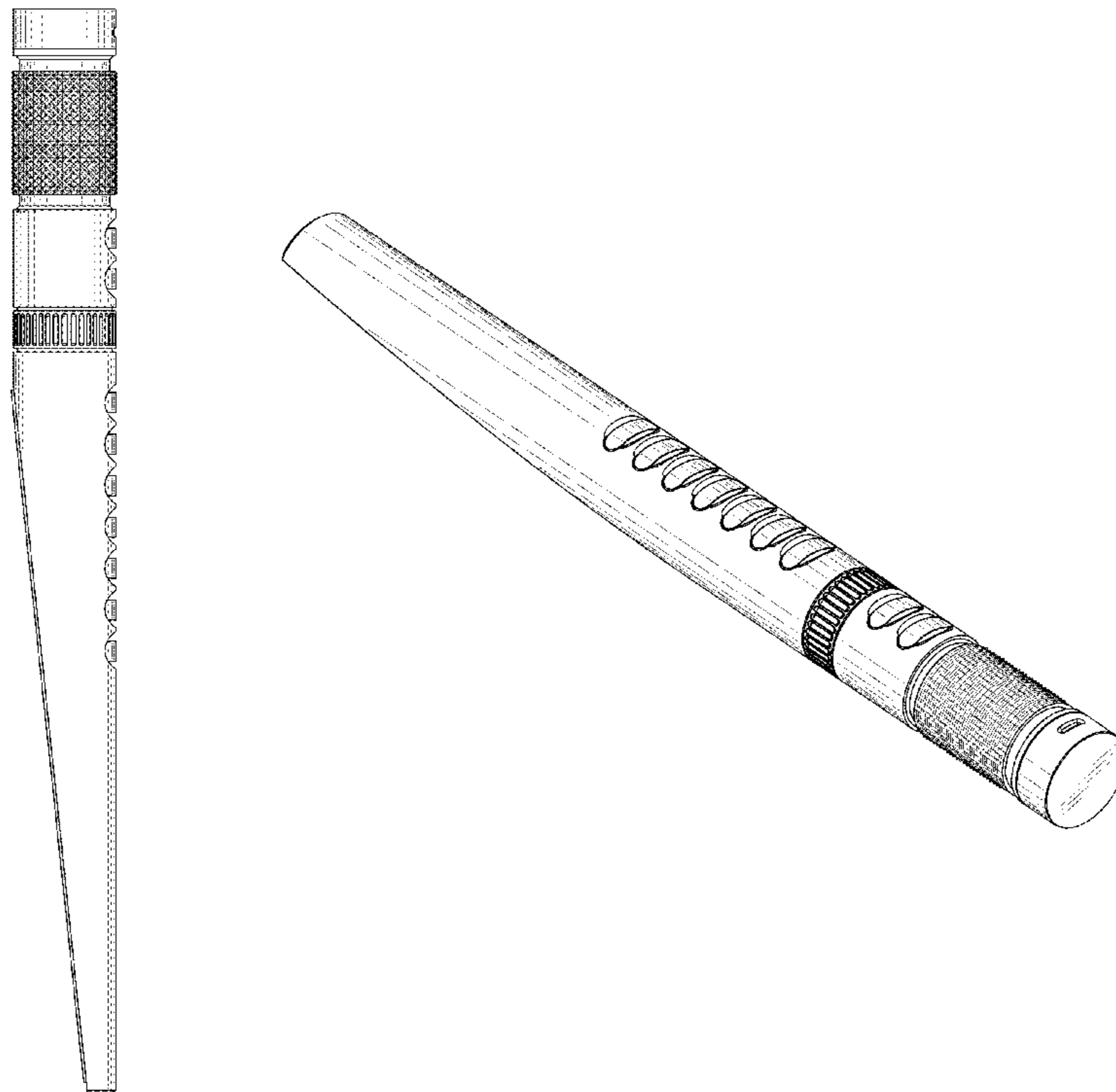


FIG. 1

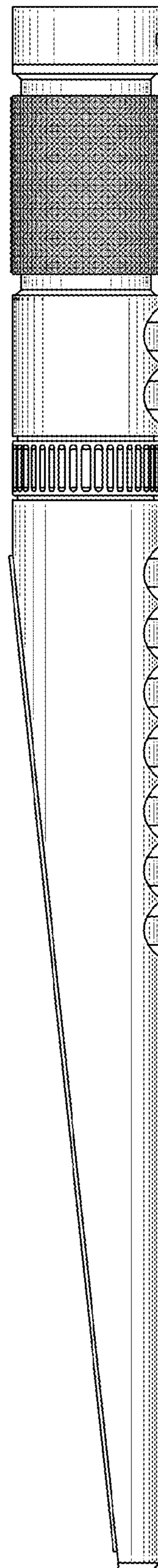


FIG. 2

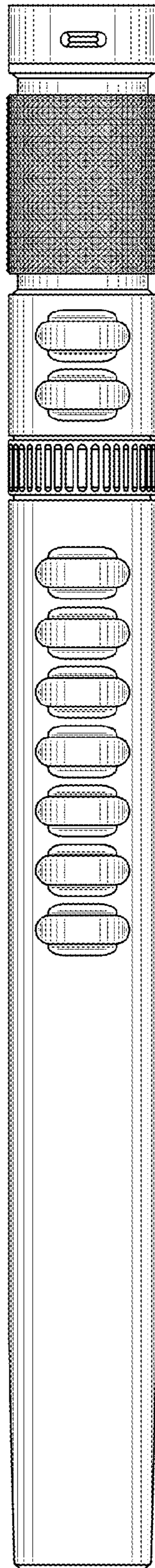


FIG. 3

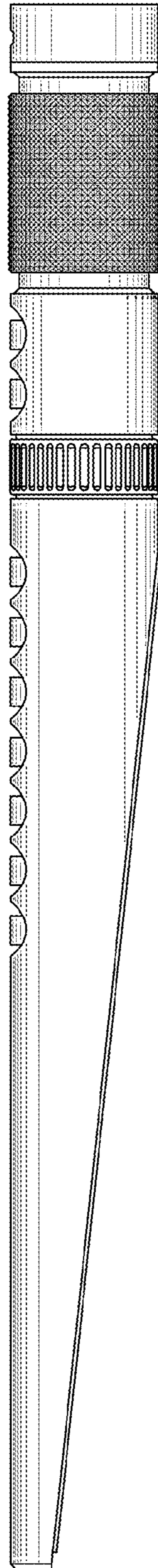


FIG. 4

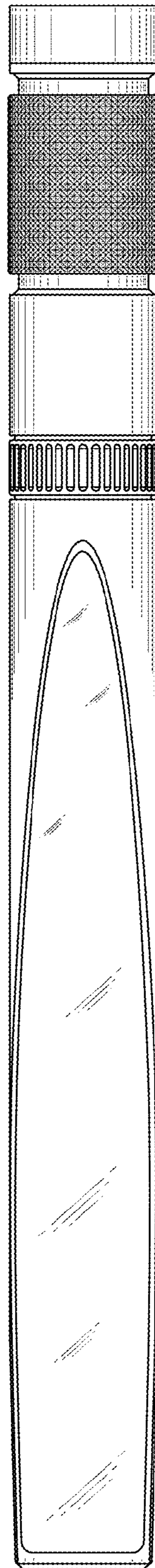


FIG. 5





FIG. 6






FIG. 7