

US00D690628S

(12) **United States Design Patent**
Minamisawa et al.

(10) **Patent No.:** **US D690,628 S**

(45) **Date of Patent:** **** Oct. 1, 2013**

(54) **BUMPER FOR MOTOR VEHICLE**

(75) Inventors: **Masanori Minamisawa**, Hiroshima (JP); **Hiroyuki Sato**, Hiroshima (JP); **Eijiro Mitsuyasu**, Hiroshima (JP); **Hitomaro Asano**, Hiroshima (JP)

(73) Assignee: **Mazda Motor Corporation** (JP)

(**) Term: **14 Years**

(21) Appl. No.: **29/415,924**

(22) Filed: **Mar. 15, 2012**

(30) **Foreign Application Priority Data**

Oct. 18, 2011 (JP) D2011-023808

(51) **LOC (9) Cl.** **12-16**

(52) **U.S. Cl.**
USPC **D12/169**

(58) **Field of Classification Search**
USPC D12/163, 171, 196, 216, 90-92,
D12/86, 164, 169; 293/102, 103, 105, 112,
293/113, 115, 117; 296/180.1, 180.2
See application file for complete search history.

(56) **References Cited**

U.S. PATENT DOCUMENTS

D583,727 S * 12/2008 Sonoda et al. D12/169
D647,437 S * 10/2011 Varga D12/169

D659,607 S * 5/2012 Robinson D12/169
D659,611 S * 5/2012 Kobayashi et al. D12/169
D668,190 S * 10/2012 Koman et al. D12/169
D671,053 S * 11/2012 Yamada et al. D12/169
D679,226 S * 4/2013 Schmeckpeper D12/169

FOREIGN PATENT DOCUMENTS

JP D1225679 A 12/2004
JP D1240659 A 5/2005
JP D1328490 A 4/2008
JP D1329972 A 5/2008
JP D1330109 A 5/2008
JP D1411352 A 4/2011

* cited by examiner

Primary Examiner — Melody Brown

(74) *Attorney, Agent, or Firm* — Studebaker & Brackett PC


(57) **CLAIM**

The ornamental design for a bumper for motor vehicle, as shown and described.

DESCRIPTION

FIG. 1 is a perspective view of a bumper for motor vehicle;
FIG. 2 is a front view thereof;
FIG. 3 is a rear view thereof;
FIG. 4 is a left side view thereof, the opposite side being a mirror image of the side shown herein;
FIG. 5 is a top view thereof; and,
FIG. 6 is a bottom view thereof.

1 Claim, 2 Drawing Sheets






FIG. 1

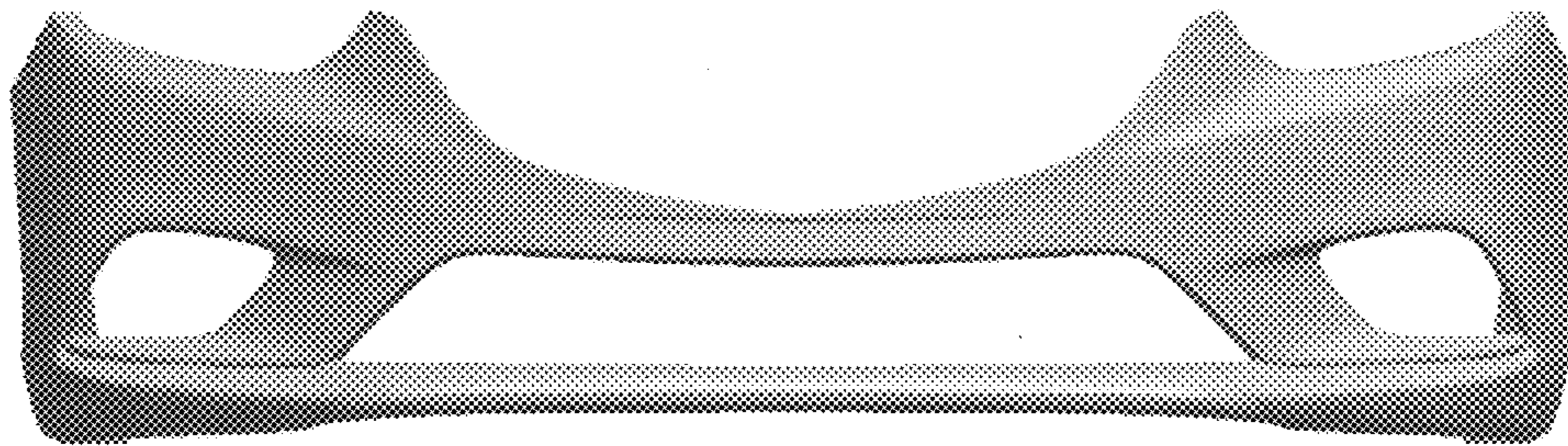


FIG. 2

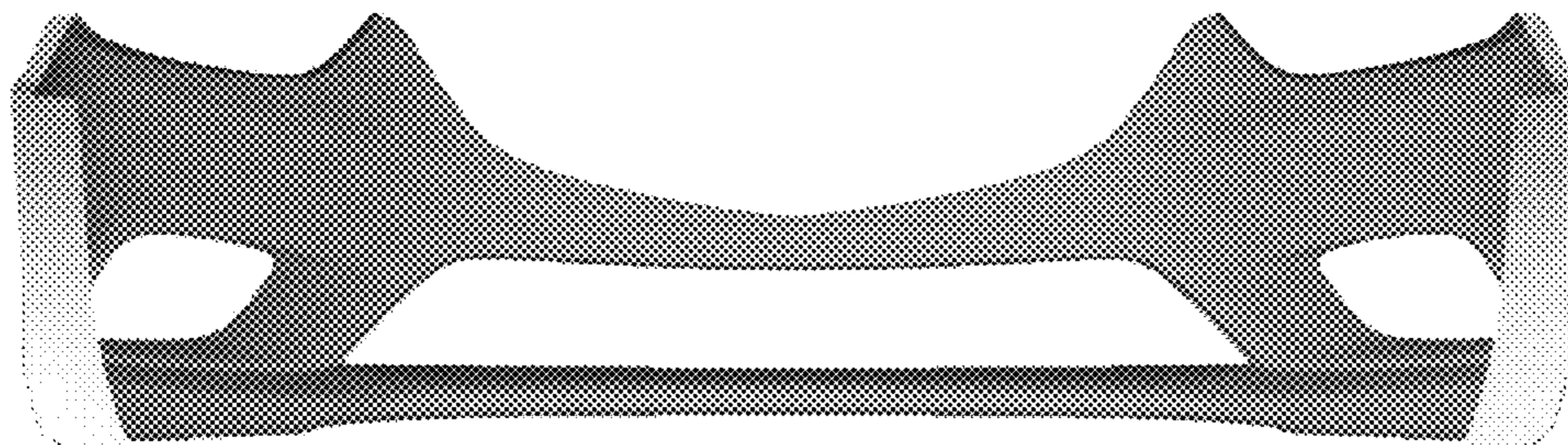


FIG. 3




FIG. 4




FIG. 5




FIG. 6