

US00D690615S

(12) **United States Design Patent**  
**Koutsolioutsos**

(10) **Patent No.:** **US D690,615 S**

(45) **Date of Patent:** **\*\* Oct. 1, 2013**

(54) **WATCH**

(75) **Inventor:** **Dimitris Koutsolioutsos, Athens (GR)**

(73) **Assignee:** **Duty Free Shops S.A., Athens (GR)**

(\*\*) **Term:** **14 Years**

(21) **Appl. No.:** **29/415,446**

(22) **Filed:** **Mar. 9, 2012**

**Related U.S. Application Data**

(63) Continuation-in-part of application No. 29/363,161, filed on Jun. 4, 2010, now Pat. No. Des. 657,707.

(51) **LOC (9) Cl.** ..... **10-07**

(52) **U.S. Cl.**  
USPC ..... **D10/128**

(58) **Field of Classification Search**  
USPC ..... D10/30-39, 128, 6; 368/309, 276,  
368/281, 282; D11/1, 44, 56, 68, 81  
See application file for complete search history.

(56) **References Cited**

**U.S. PATENT DOCUMENTS**

D151,288 S *	10/1948	Schwarz	.....	D11/82
D160,203 S *	9/1950	Philippe	.....	D11/67
D174,229 S *	3/1955	Katz	.....	D11/81
D220,050 S *	3/1971	Yannich	.....	D10/124
D237,063 S *	10/1975	Kelman	.....	D10/123
D312,580 S *	12/1990	Fong	.....	D10/32
D319,193 S *	8/1991	Kwun	.....	D10/33

D323,792 S *	2/1992	Scotti	.....	D11/84
D339,311 S *	9/1993	Ambar	.....	D11/81
5,319,615 A *	6/1994	Ng	.....	368/276
5,980,060 A *	11/1999	Chien	.....	362/103
6,322,245 B1 *	11/2001	Cooper	.....	368/276
D509,447 S *	9/2005	Scheufele	.....	D10/39
D510,708 S *	10/2005	Ikeuchi	.....	D10/32
D546,718 S *	7/2007	Gruosi-Scheufele	.....	D10/39
D560,513 S *	1/2008	Glassman	.....	D10/39
D614,070 S *	4/2010	Cabarbaye	.....	D11/34
D614,073 S *	4/2010	Cabarbaye	.....	D11/43
D614,512 S *	4/2010	Monachon	.....	D10/32
D624,719 S *	9/2010	Last	.....	D32/46
D634,216 S *	3/2011	Clare	.....	D10/38
D645,374 S *	9/2011	Mouawad	.....	D11/1
D657,707 S *	4/2012	Koutsolioutsos	.....	D11/56
D658,083 S *	4/2012	Ghirardi et al.	.....	D11/1

\* cited by examiner

*Primary Examiner* — Lucy Lieberman

(74) *Attorney, Agent, or Firm* — Kilpatrick Townsend & Stockton LLP

(57) **CLAIM**

The ornamental design for a watch, as shown and described.

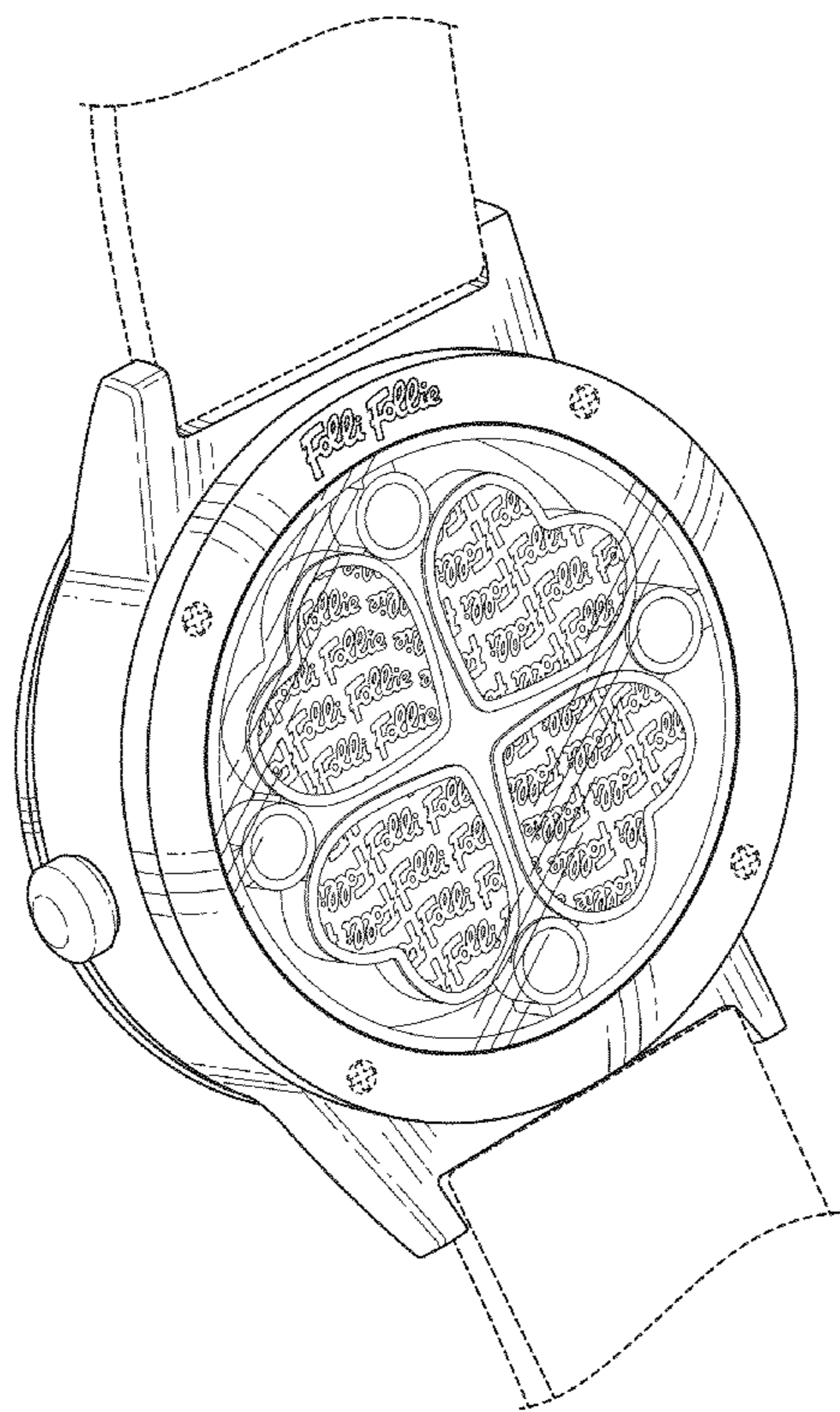
**DESCRIPTION**

FIG. 1 is a rear perspective view of a watch showing my new design; and,

FIG. 2 is a rear elevation thereof.

The portions shown in broken lines are for illustrative purposes only and form no part of the claimed design.

**1 Claim, 2 Drawing Sheets**



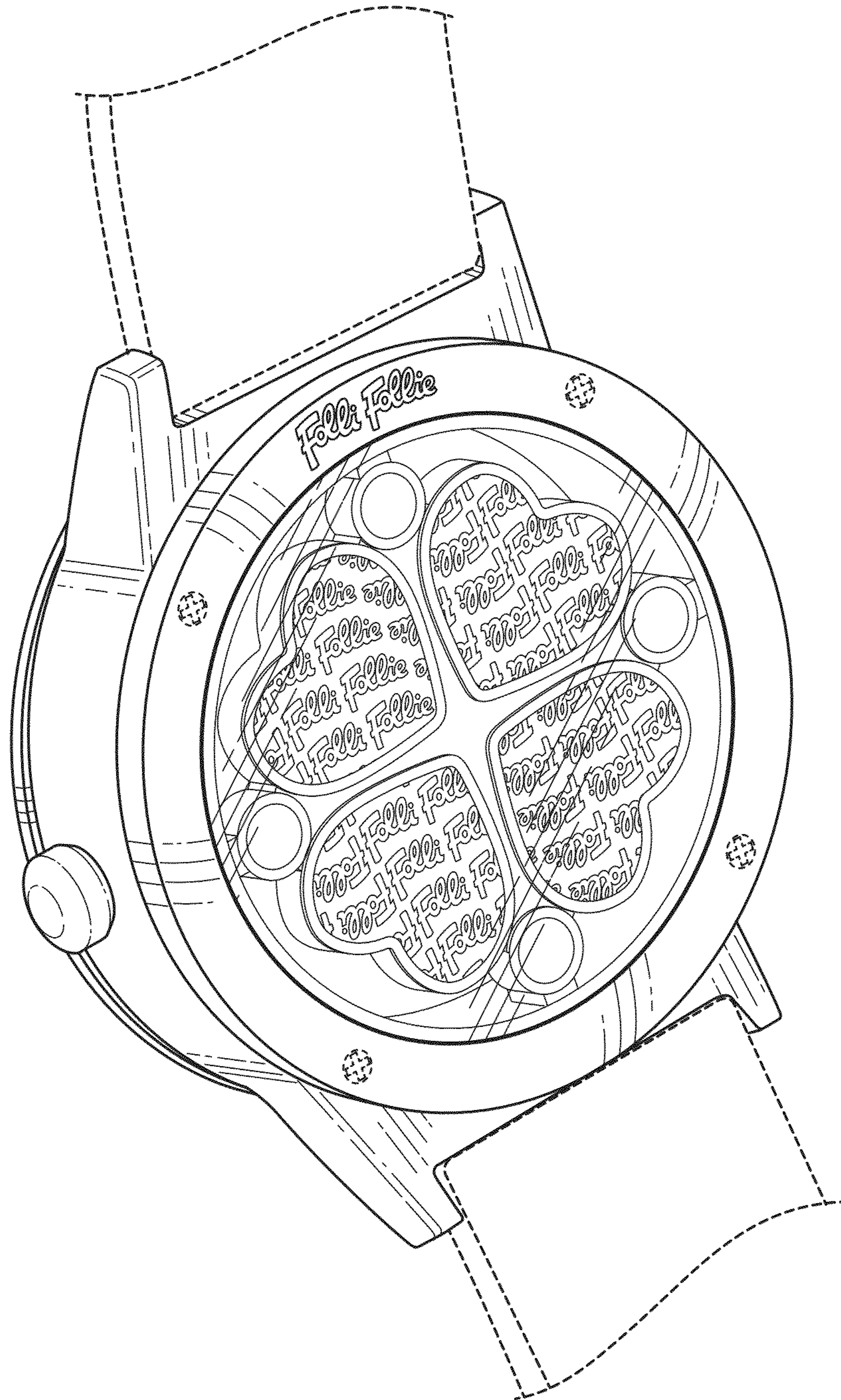


FIG. 1



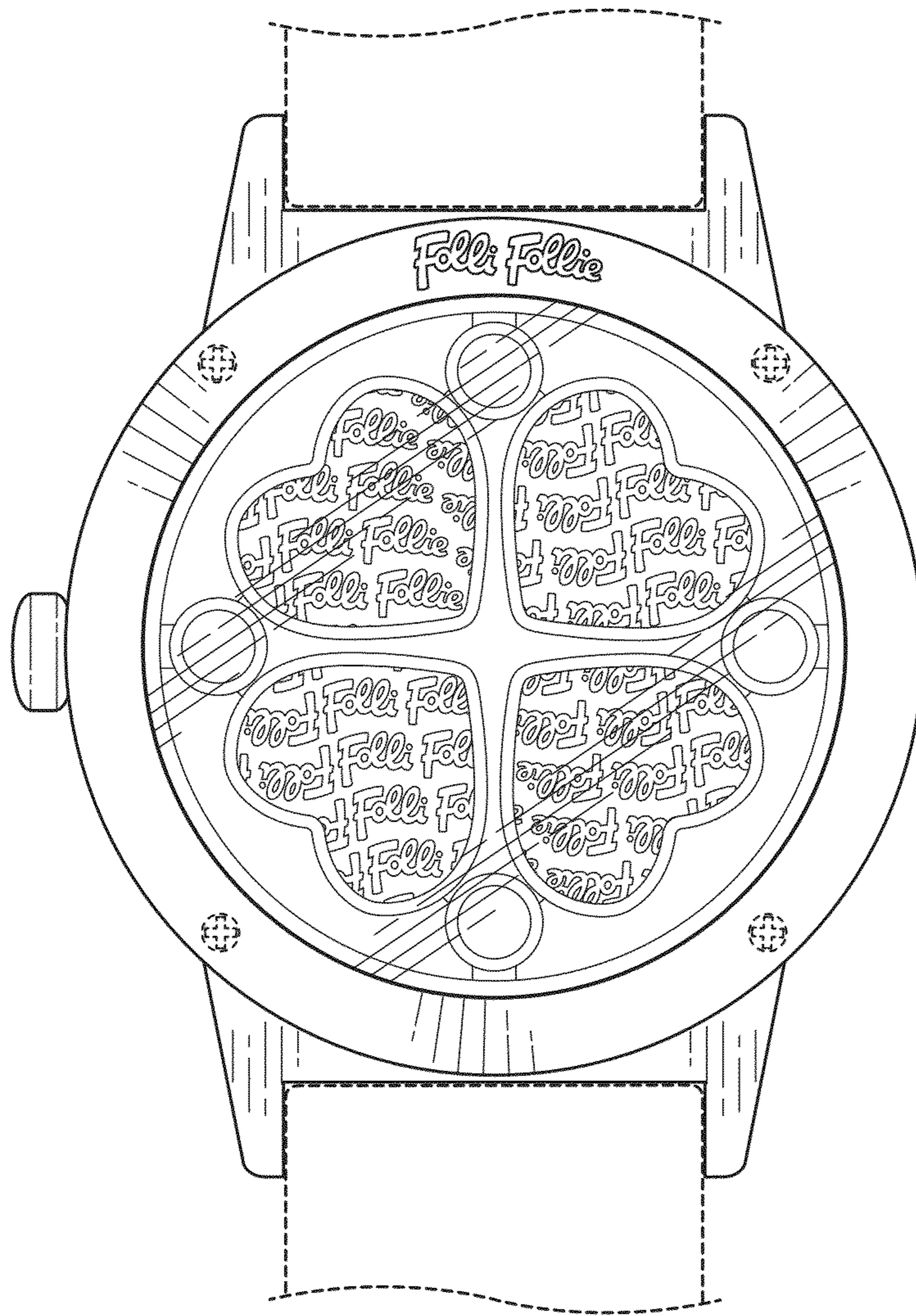


FIG. 2