



US00D690612S

(12) **United States Design Patent**  
**Lam et al.**

(10) **Patent No.:** **US D690,612 S**  
(45) **Date of Patent:** **\*\* Oct. 1, 2013**

(54) **PROCESS GAS CHROMATOGRAPH**

604/65, 66, 67, 182; 702/19, 40; 221/65,  
221/135; 235/451, 422.01; 95/87; 96/101,  
96/106

(75) Inventors: **Vincent Lam**, Austin, TX (US); **Edward Bailey**, Cypress, TX (US); **Willis Watkins**, Cypress, TX (US); **Shane Hale**, Houston, TX (US); **Paul Mahoney**, The Woodlands, TX (US); **Greg Golden**, Houston, TX (US); **Art Jones**, Houston, TX (US)

See application file for complete search history.

(73) Assignee: **Rosemount Analytical Inc.**, Houston, TX (US)

(56) **References Cited**

U.S. PATENT DOCUMENTS

2002/0043097 A1\* 4/2002 Muto ..... 73/23.35  
2013/0098140 A1\* 4/2013 Bailey et al. .... 73/23.35

OTHER PUBLICATIONS

Rosemount Analytical Model 700 Process Gas Chromatograph. Product Data Sheet. 71-RAI-PDS-GC-700. Emerson Process Management. Apr. 2012.

\* cited by examiner

*Primary Examiner* — Antoine D Davis

(74) *Attorney, Agent, or Firm* — Westman, Champlin & Kelly, P.A.

(\*\*) Term: **14 Years**

(21) Appl. No.: **29/426,845**

(22) Filed: **Jul. 11, 2012**

(51) **LOC (9) Cl.** ..... **10-04**

(52) **U.S. Cl.**  
USPC ..... **D10/81**

(58) **Field of Classification Search**

USPC ..... D10/75, 78, 81; D24/216, 232–234;  
73/1.01, 1.02–1.08, 1.16, 19.01–19.02, 23.2–23.27,  
73/23.3, 23.35–24.01, 52, 53.01, 61.52–61.61,  
73/864.21, 431, 864.73, 31.03, 31.05, 866.5,  
73/864.84, 864.23, 61.55, 863.01; 204/253,  
204/400, 403.01, 403.02, 403.04, 403.05,  
204/403.1, 403.11, 403.14; 205/775, 777.5,  
205/778, 792; 210/656–660, 198.2, 635,  
210/101, 103;  
250/252.1, 251, 25, 266, 281–300, 305,  
250/336.1, 338.1, 338.5, 339.07, 339.13,  
250/343, 349, 239, 910;  
356/446, 246, 301–337, 451, 72, 73;  
422/50–53, 62–82, 83–98, 239.2, 400, 401,  
422/404; 435/4, 283.1–284.1, 286.5, 287.1,  
435/287.2, 806, 13, 14, 287.4, 287.7, 287.94,  
435/6.18; 436/43–54, 68, 900, 514, 530,  
436/95; 600/300, 301, 309, 322, 345, 347,  
600/365, 393, 578, 583, 584; 604/207, 503,

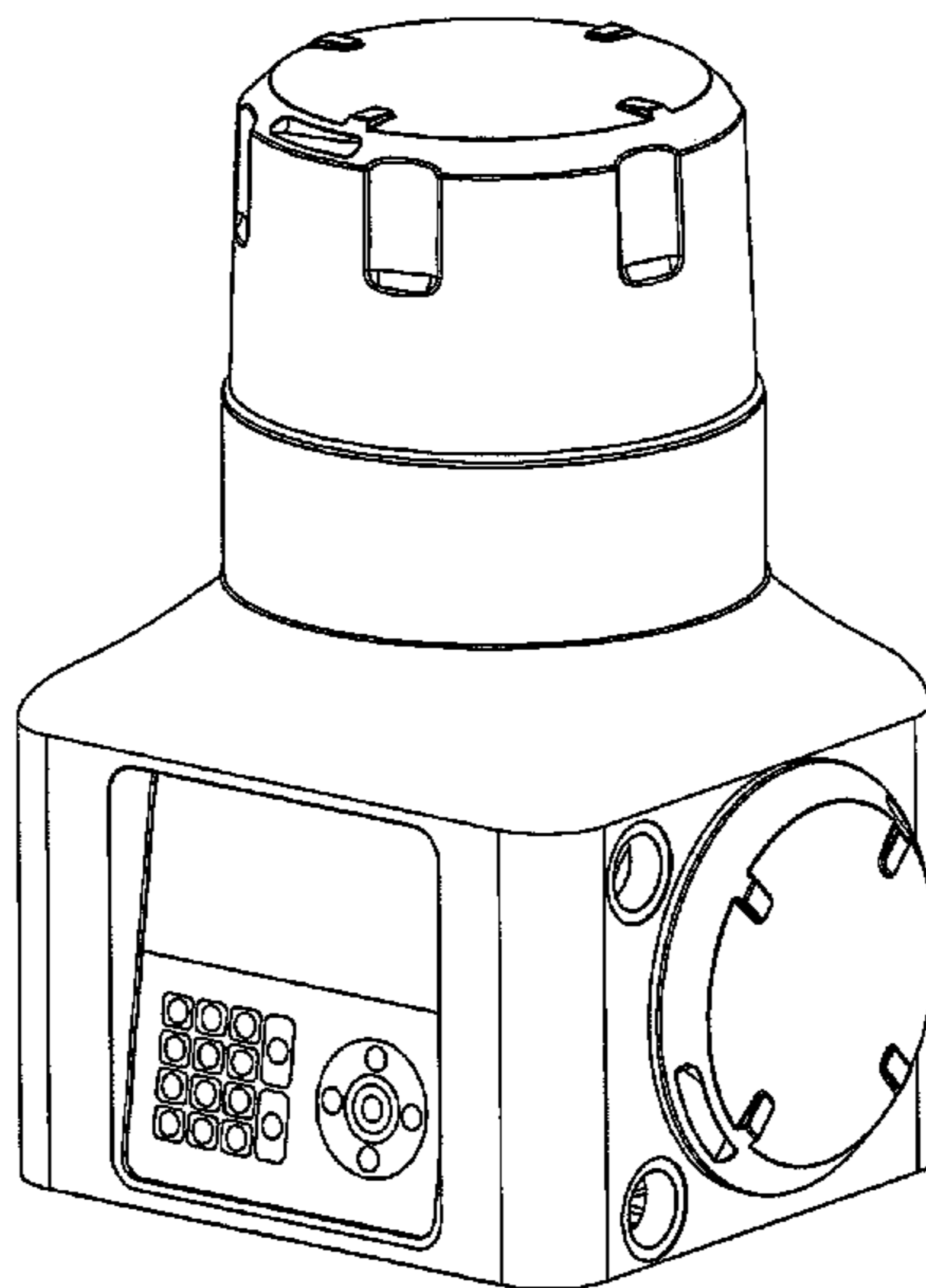
(57) **CLAIM**

The ornamental design for a process gas chromatograph, as shown and described.

**DESCRIPTION**

FIG. 1 is a perspective view of the process gas chromatograph.  
FIG. 2 is a top plan view of the process gas chromatograph.  
FIG. 3 is a front elevational view of the process gas chromatograph.  
FIG. 4 is a right side view of the process gas chromatograph.  
FIG. 5 is a rear elevational view of the process gas chromatograph.  
FIG. 6 is a left side view of the process gas chromatograph; and,  
FIG. 7 is a bottom view of the process gas chromatograph.

**1 Claim, 7 Drawing Sheets**



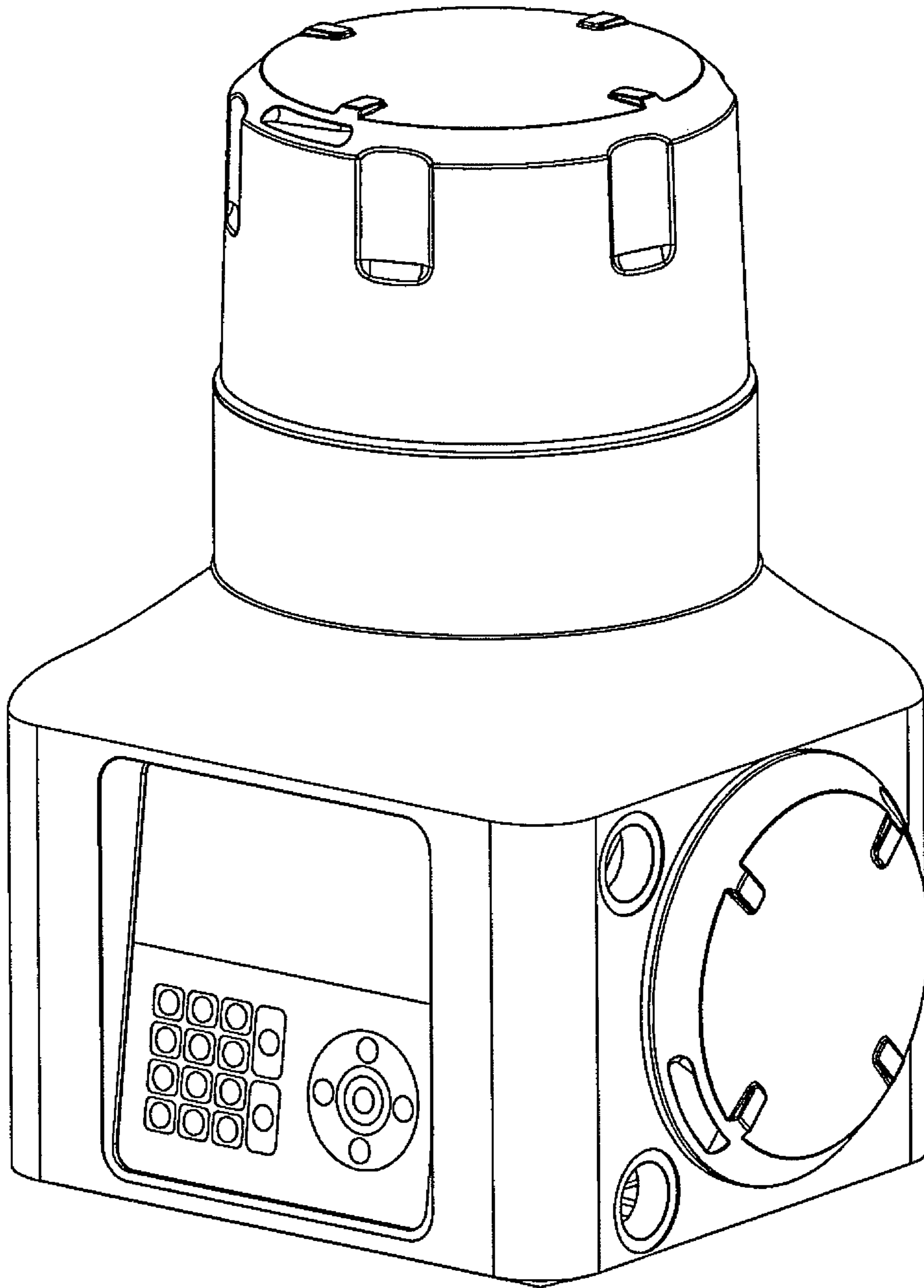


FIG. 1

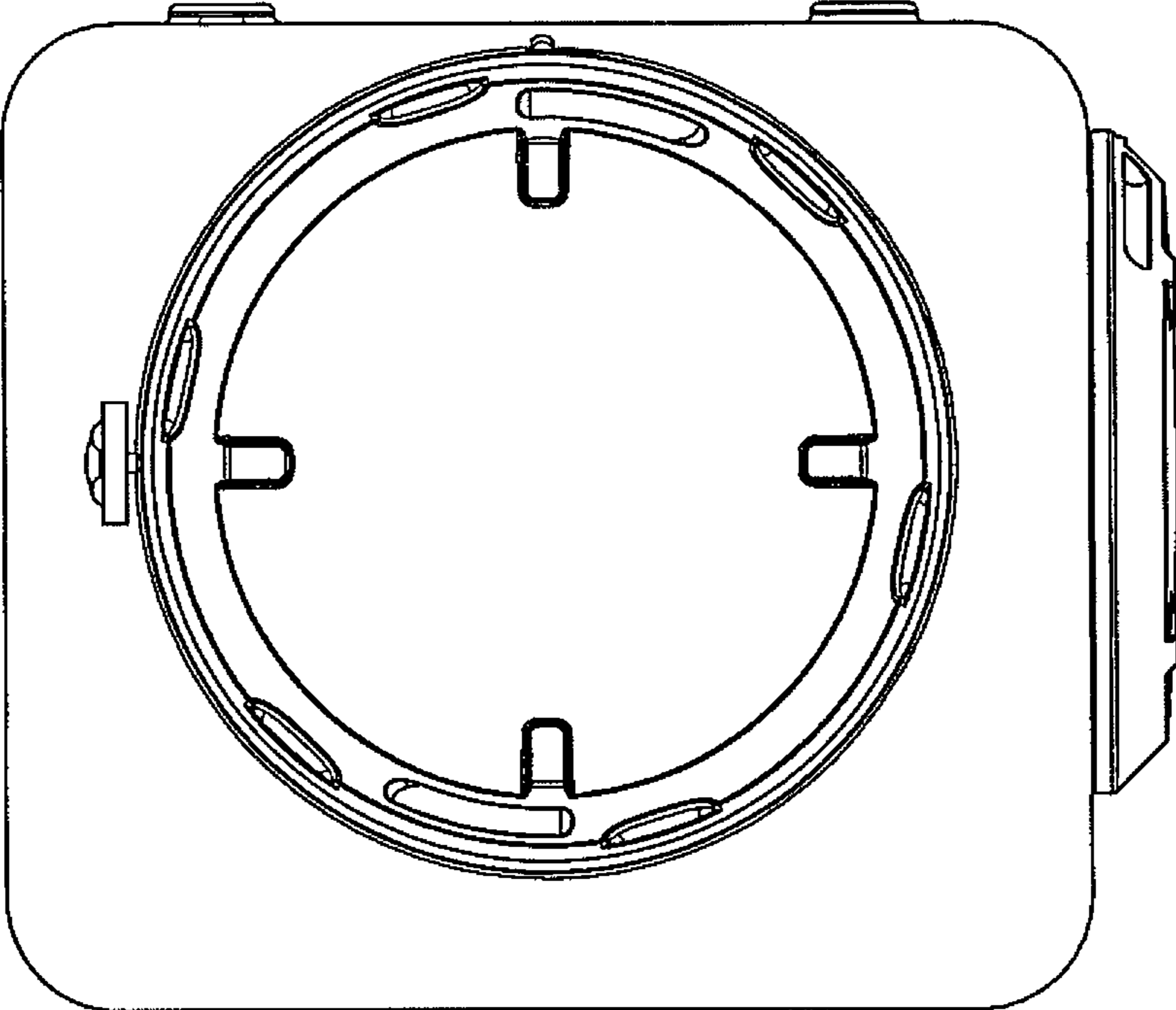


FIG. 2

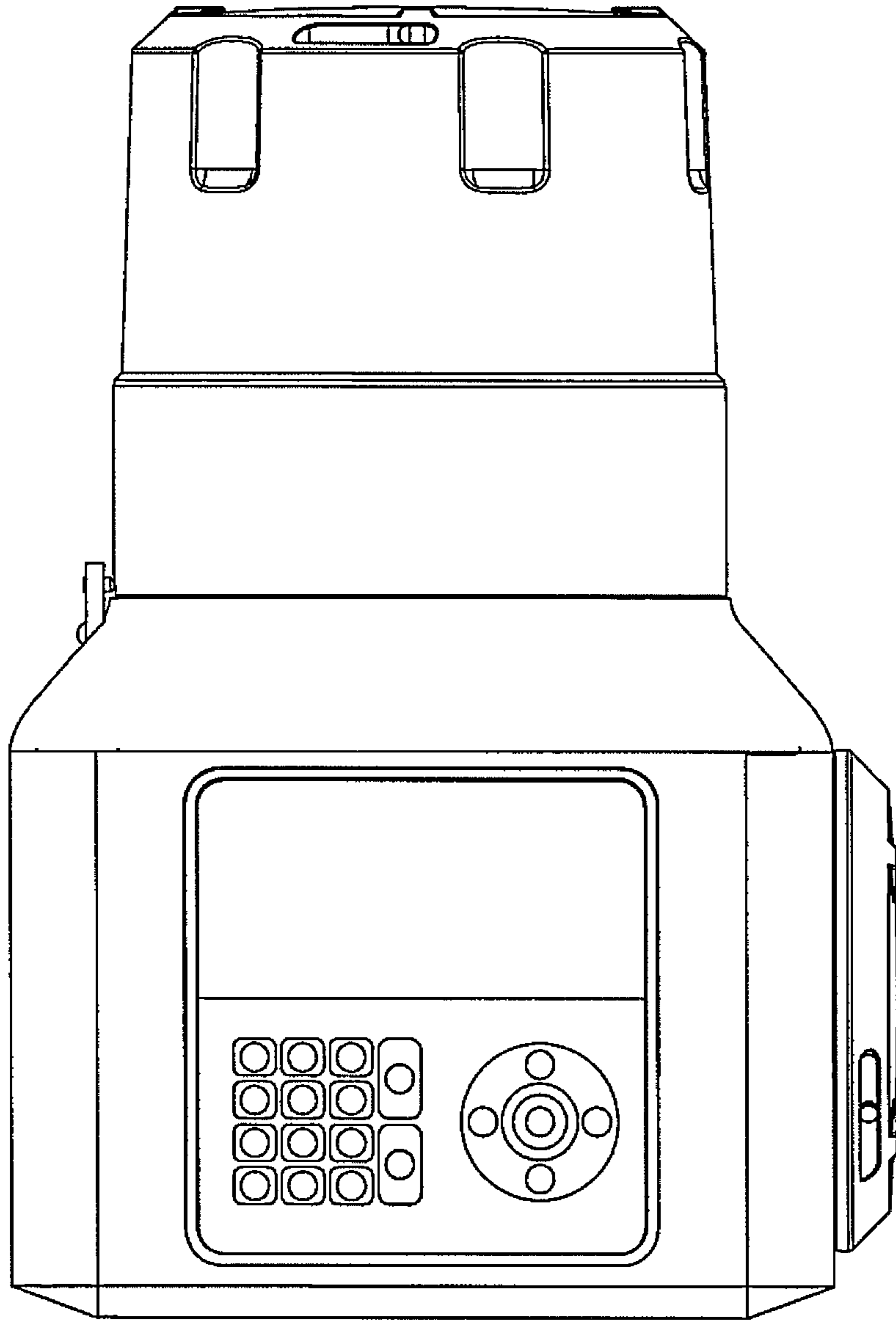


FIG. 3

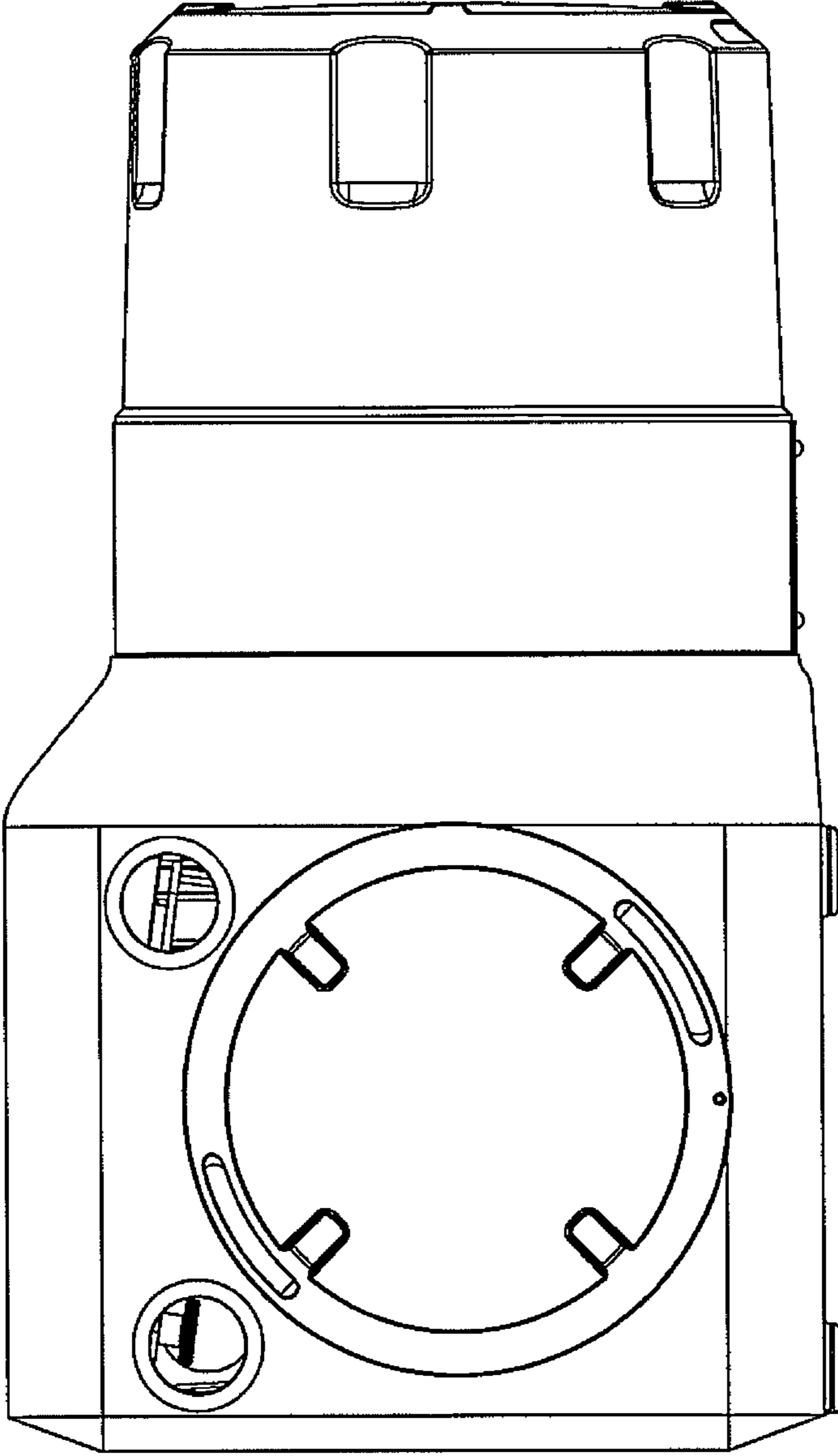


FIG. 4

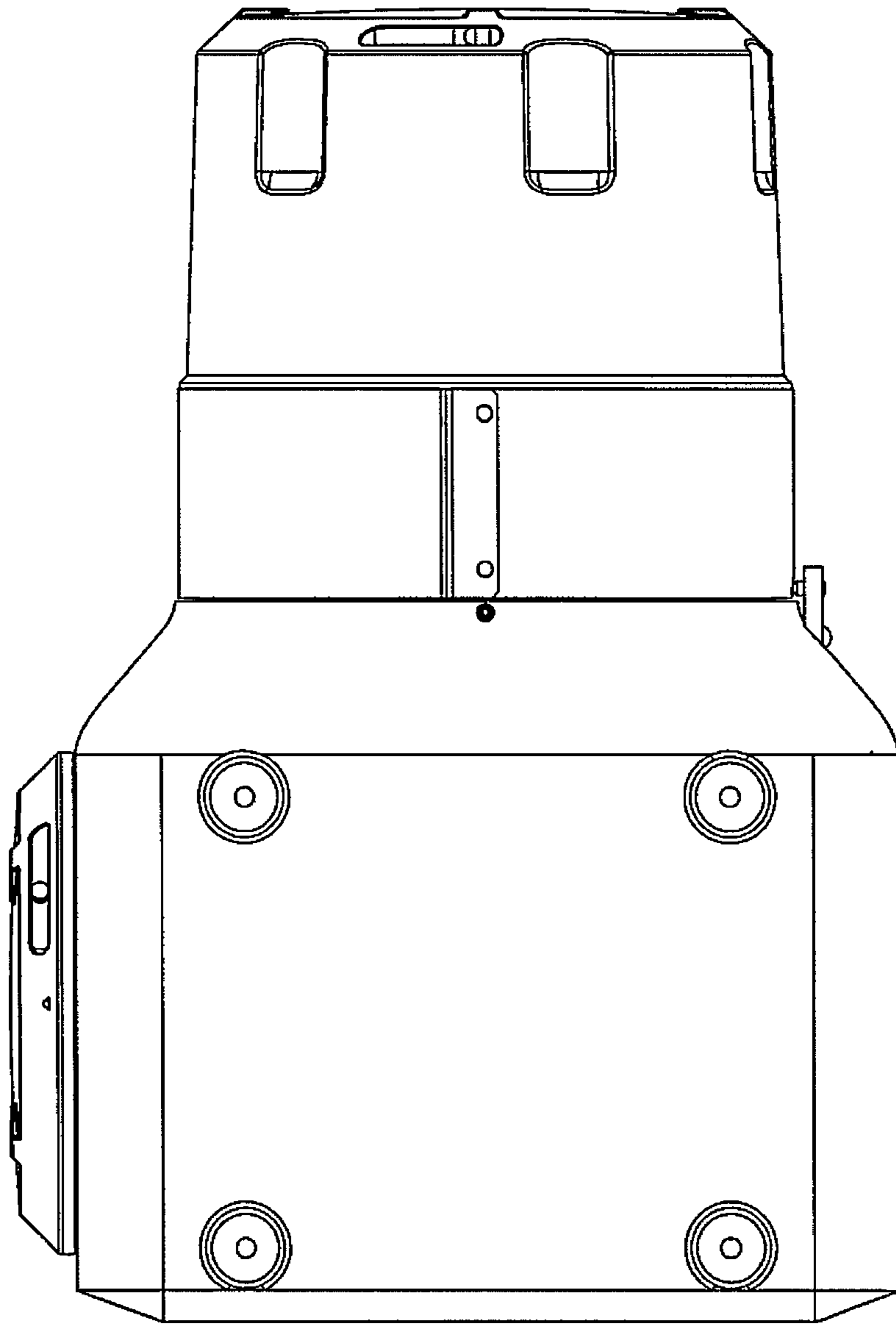


FIG. 5

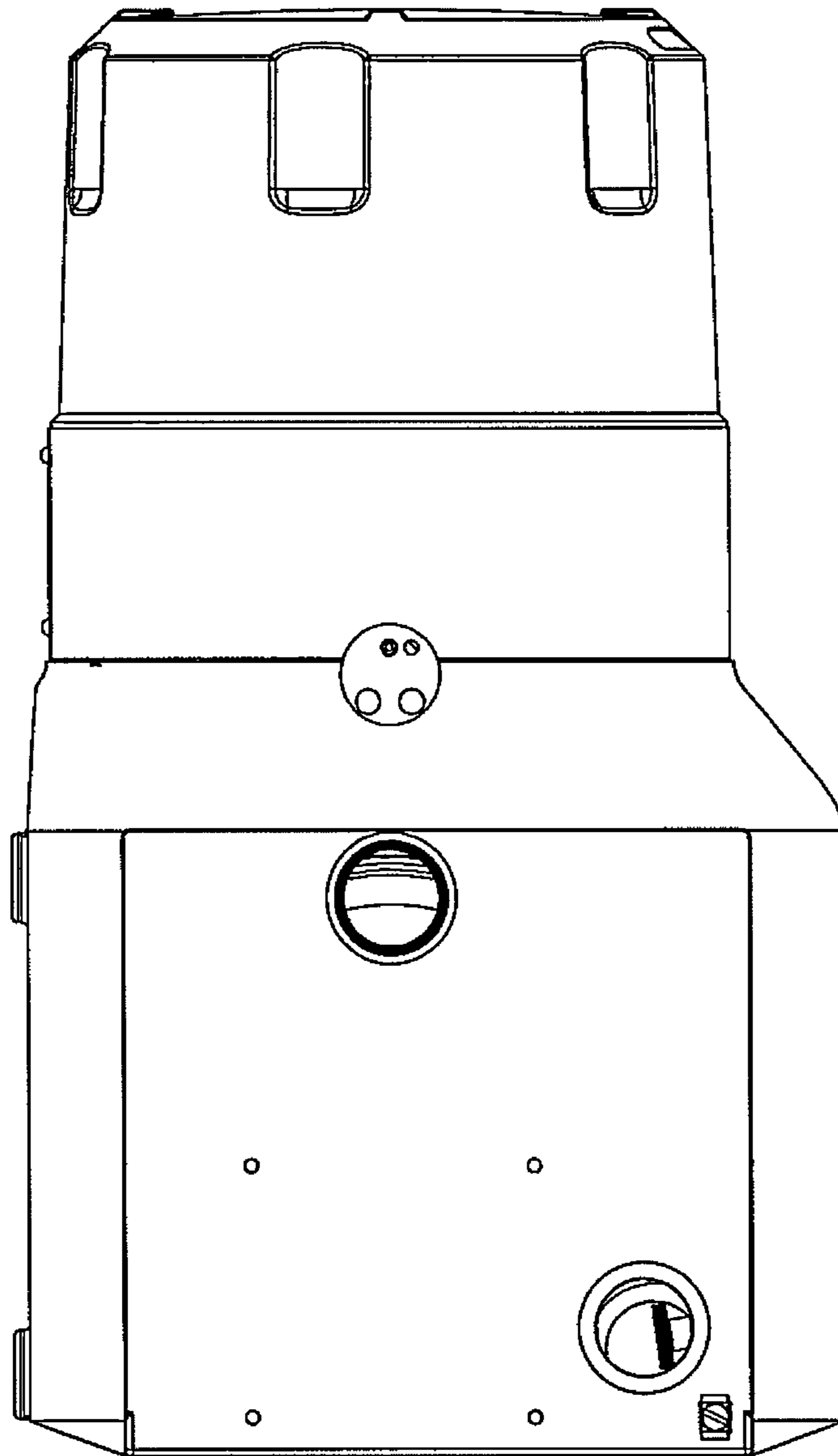


FIG. 6

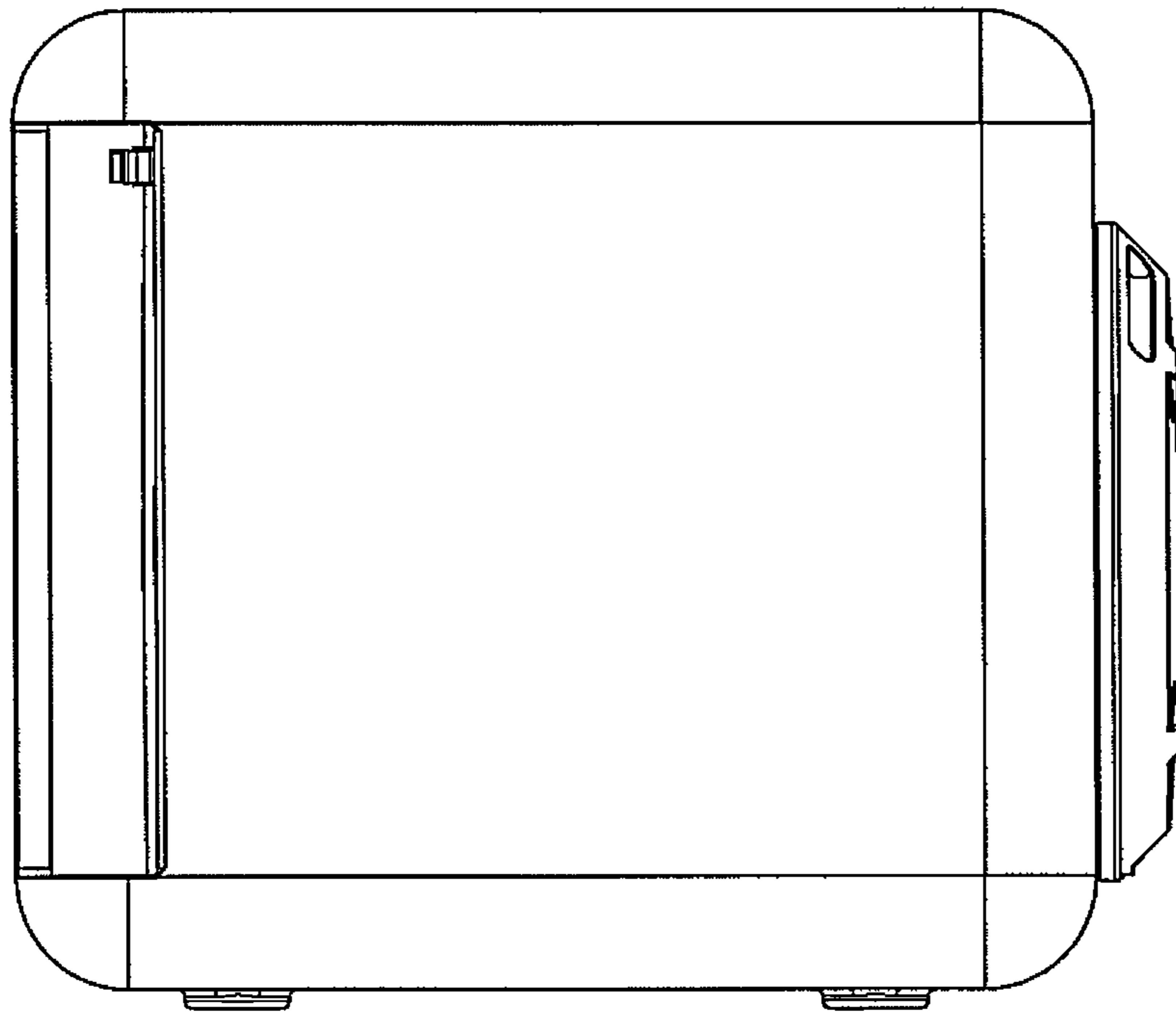


FIG. 7