



US00D690610S

(12) **United States Design Patent**
Maxwell-Wood

(10) **Patent No.:** **US D690,610 S**
(45) **Date of Patent:** **** *Oct. 1, 2013**

(54) **METAL CAN**

(75) Inventor: **Thomas Hedley Maxwell-Wood,**
Wantage (GB)

(73) Assignee: **Crown Packaging Technology, Inc.,**
Alsip (IL)

(*) Notice: This patent is subject to a terminal disclaimer.

(**) Term: **14 Years**

(21) Appl. No.: **29/417,417**

(22) Filed: **Apr. 3, 2012**

(30) **Foreign Application Priority Data**

Oct. 10, 2011 (EM) 001929613-0001

(51) **LOC (9) Cl.** **09-01**

(52) **U.S. Cl.**
USPC **D9/778**

(58) **Field of Classification Search**

USPC D9/438, 440, 500, 502, 516, 530,
D9/537, 539, 540, 552, 554, 556-558, 763-783;
215/381-385; 220/660, 662, 669

See application file for complete search history.

(56) **References Cited**

U.S. PATENT DOCUMENTS

D299,426 S * 1/1989 Andersson et al. D9/780
D357,414 S * 4/1995 Kornick et al. D9/776
D398,531 S * 9/1998 De Vries D9/776

D531,056 S * 10/2006 Ioannides et al. D9/776
D536,262 S * 2/2007 Ioannides et al. D9/774
D536,263 S * 2/2007 Ioannides et al. D9/776
D536,264 S * 2/2007 Ioannides et al. D9/776
D543,845 S * 6/2007 Ioannides et al. D9/500
D546,706 S * 7/2007 Ioannides et al. D9/777
D546,707 S * 7/2007 Ioannides et al. D9/777
D549,596 S * 8/2007 Ioannides et al. D9/776
D588,936 S * 3/2009 Ioannides et al. D9/776
D614,049 S * 4/2010 Diss et al. D9/776
D631,759 S * 2/2011 Diss et al. D9/774
D632,187 S * 2/2011 Diss et al. D9/774

* cited by examiner

Primary Examiner — Keli L Hill

(74) *Attorney, Agent, or Firm* — The Patentwise Group, LLC

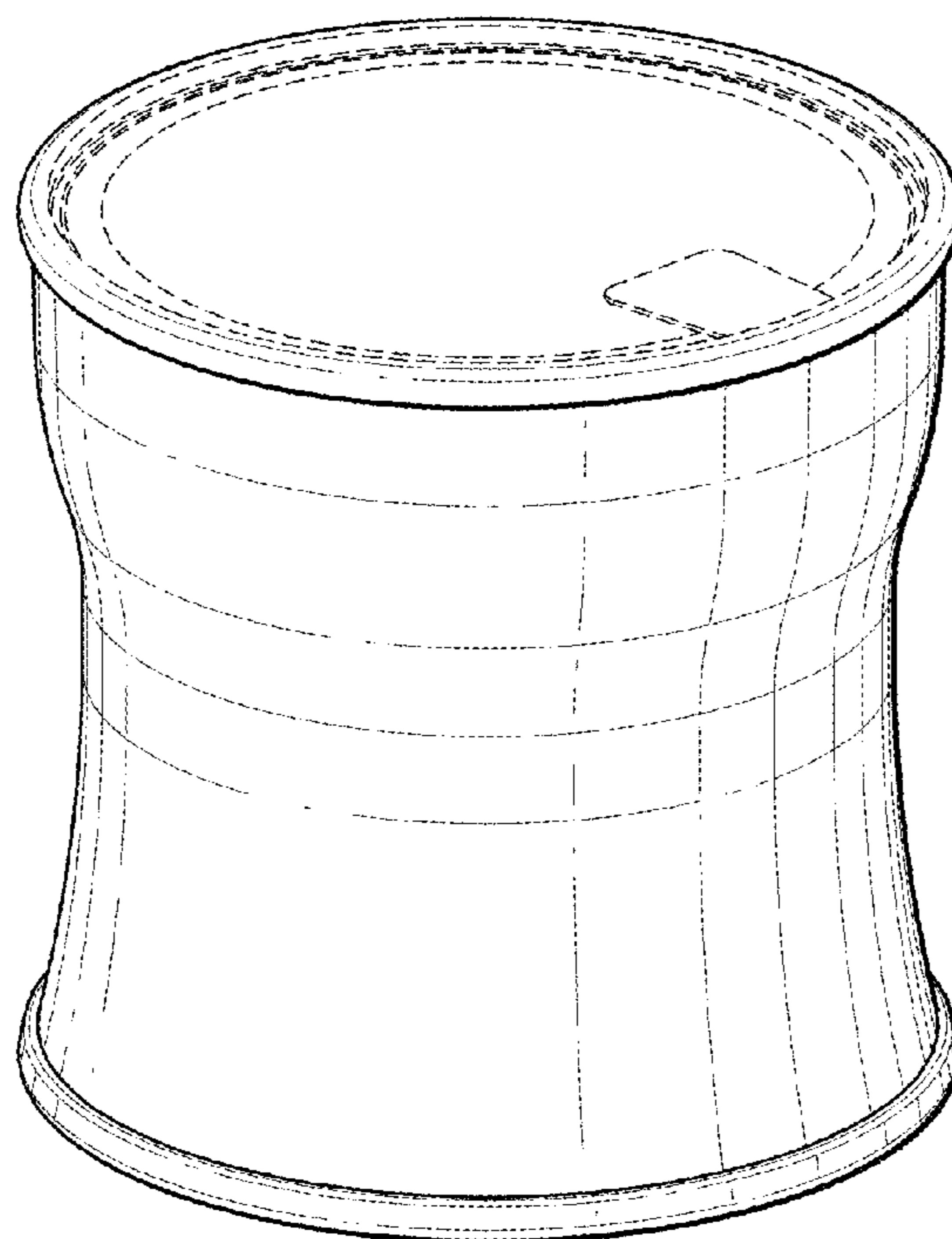
(57) **CLAIM**

The ornamental design for a “metal can,” as shown and described.

DESCRIPTION

FIG. 1 is a perspective view showing my new design;
FIG. 2 is a front elevational view, with a rear elevational view having the same appearance;
FIG. 3 is a first side elevational view, with a second, opposite side elevational view having the same appearance;
FIG. 4 is a top plan view; and,
FIG. 5 is a bottom plan view.
The broken lines in the drawings depict probable environment only and form no part of the claimed design.

1 Claim, 3 Drawing Sheets



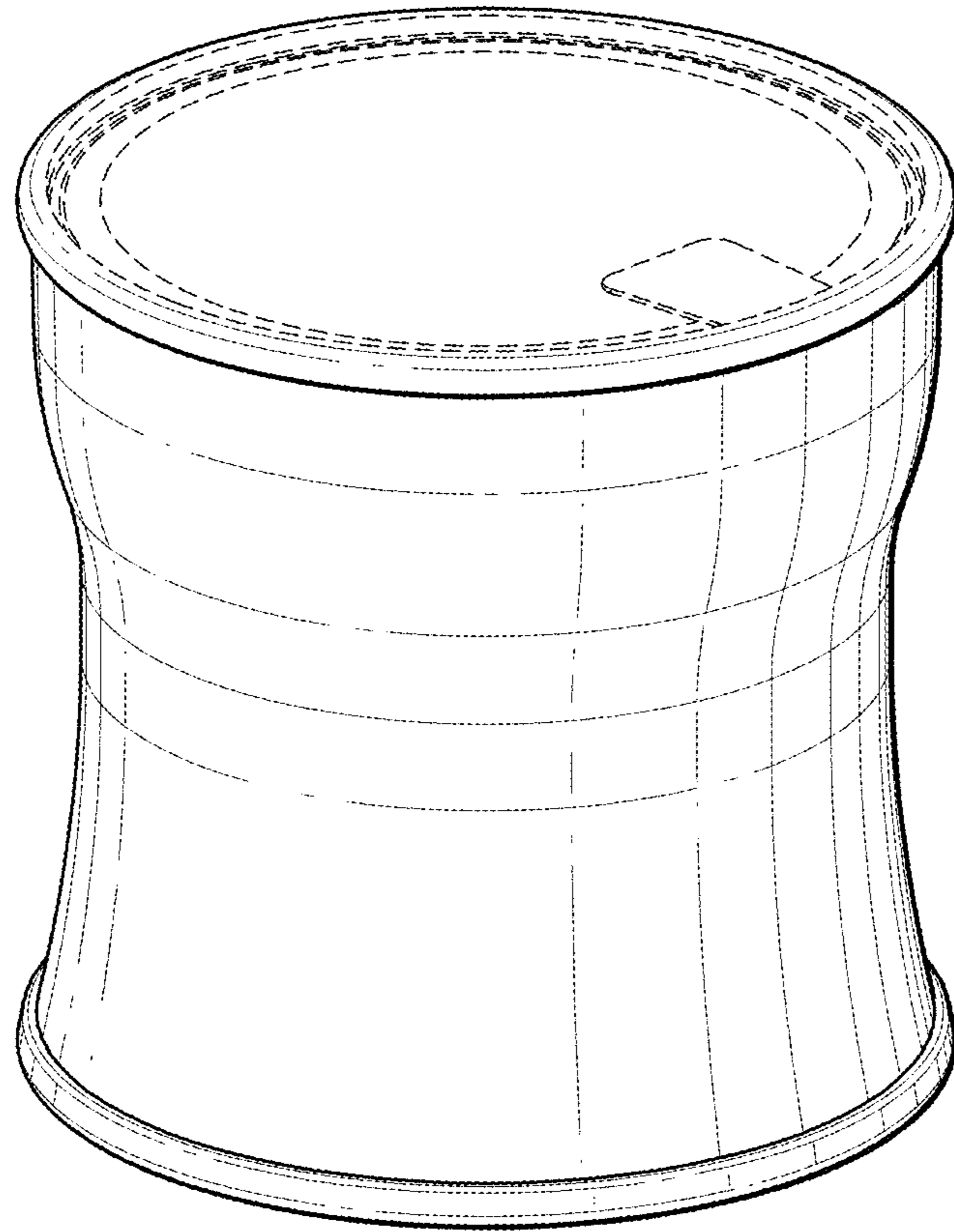


FIG. 1

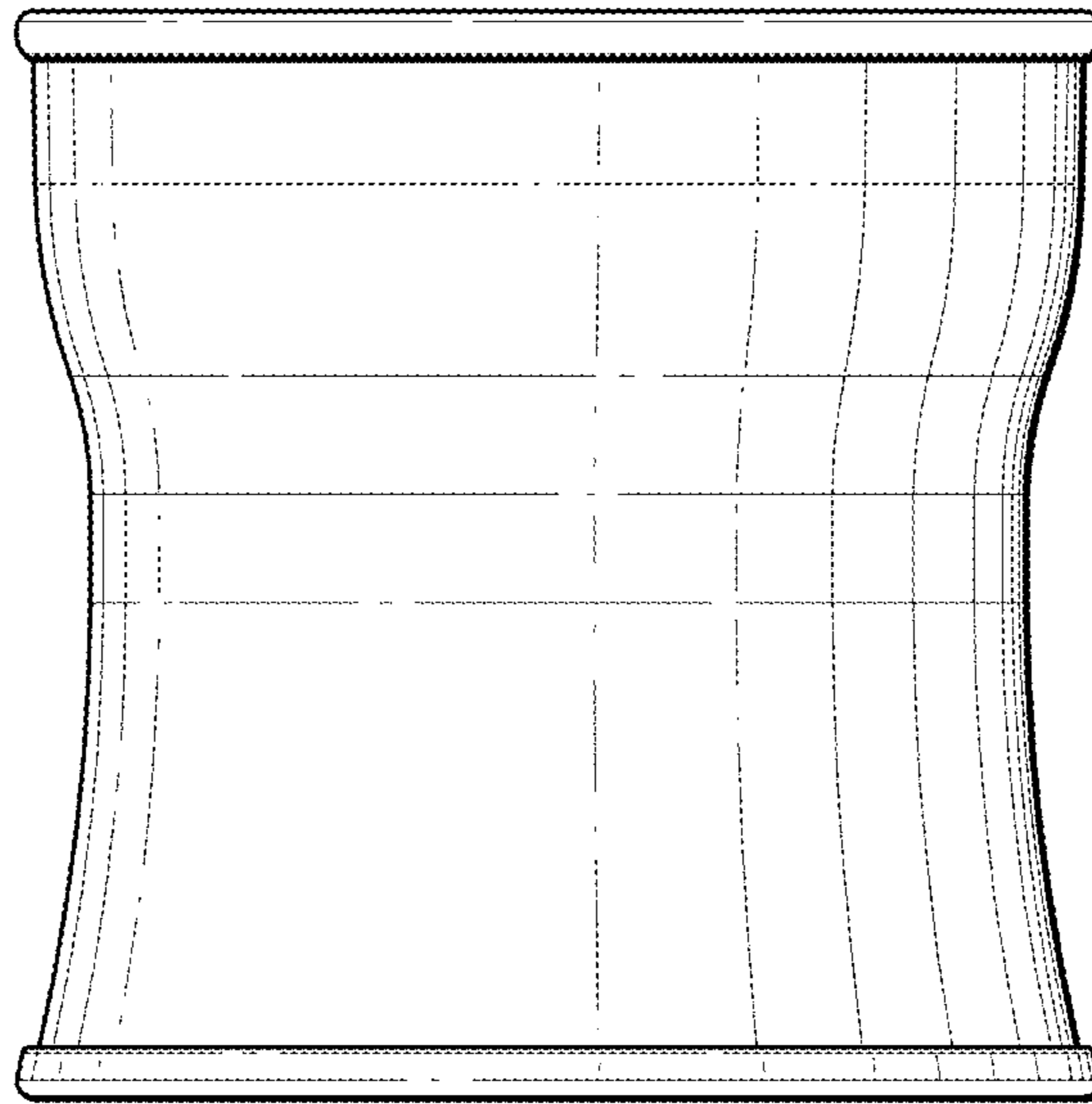


FIG. 2

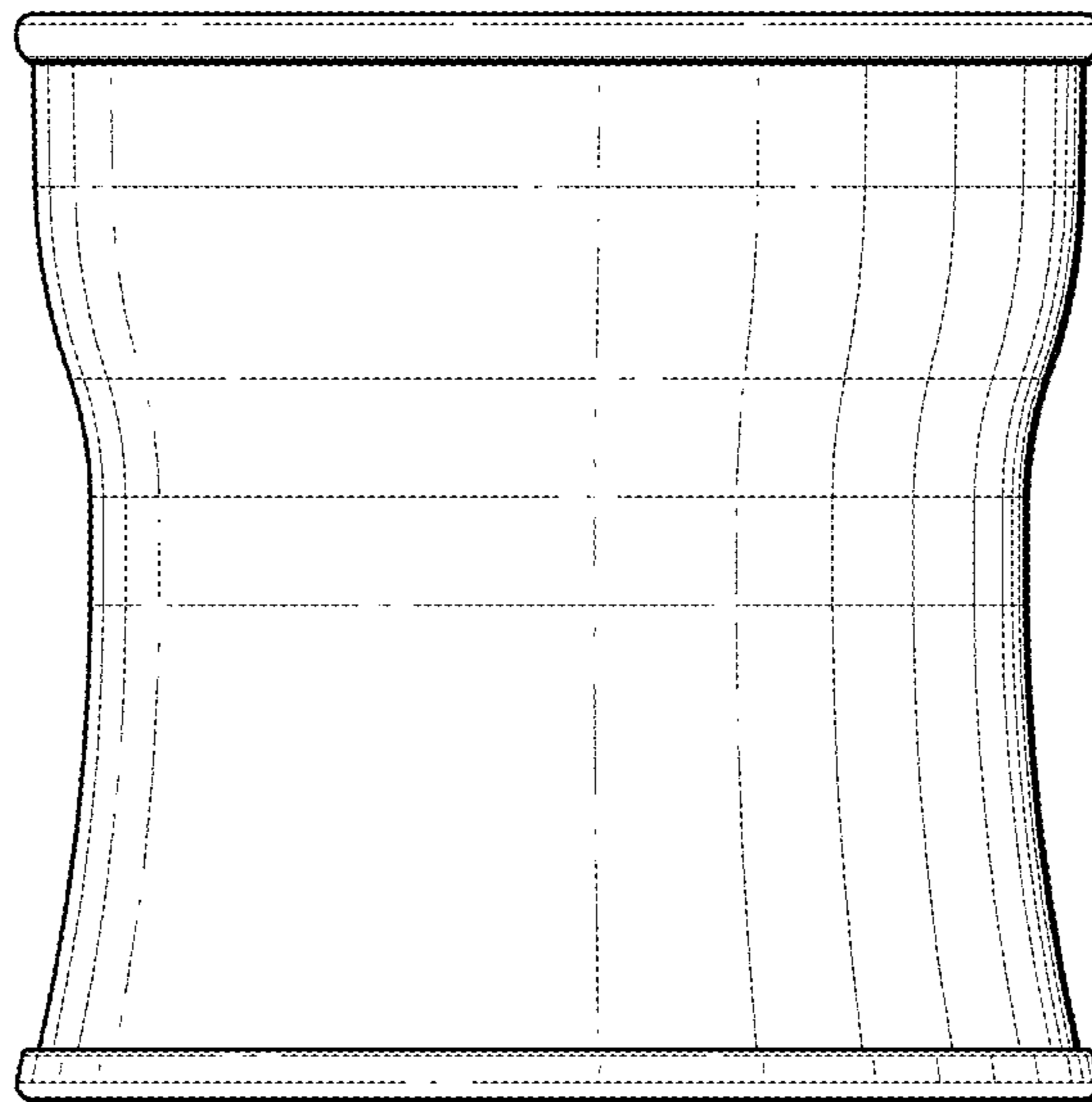


FIG. 3

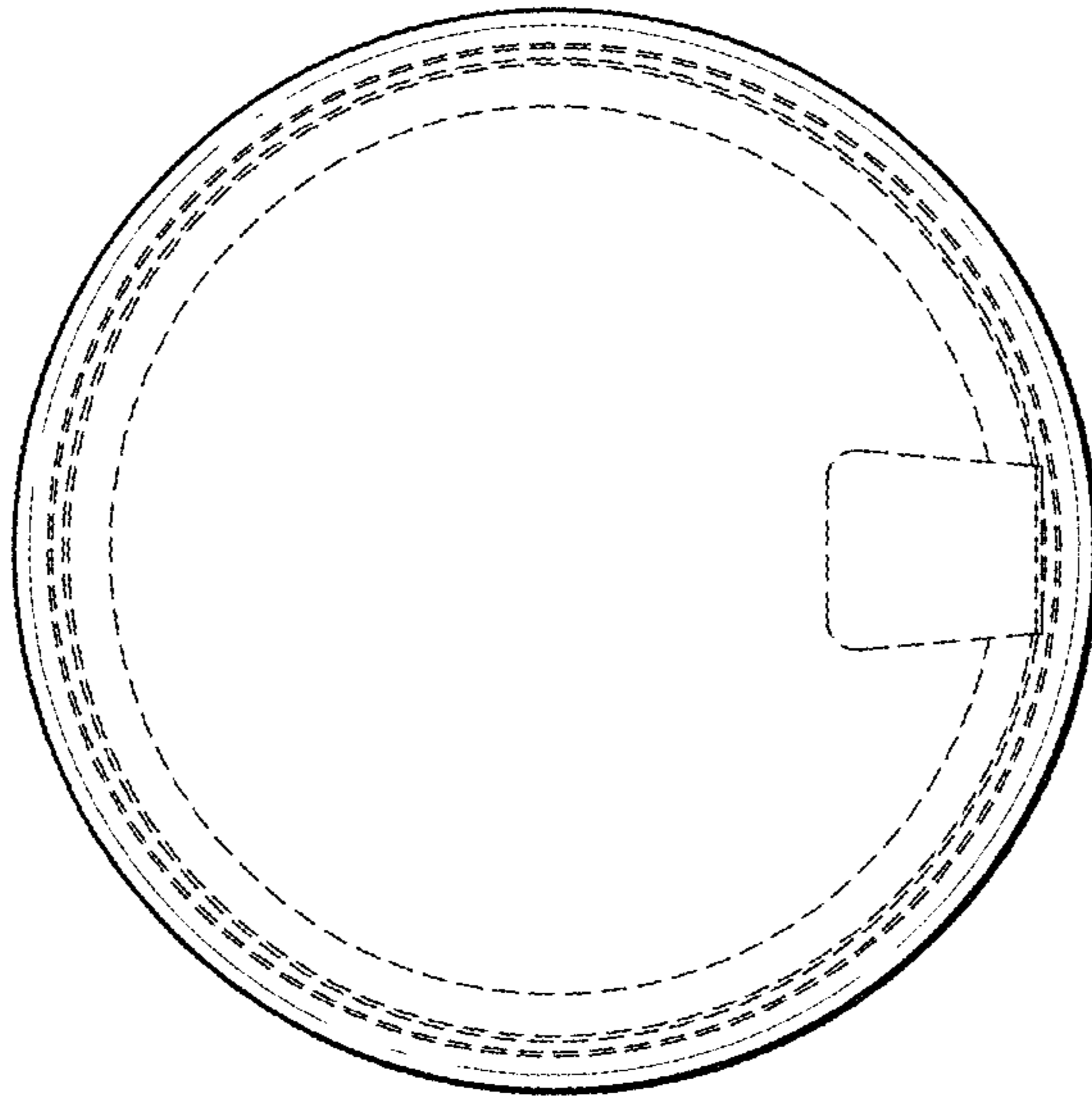


FIG. 4

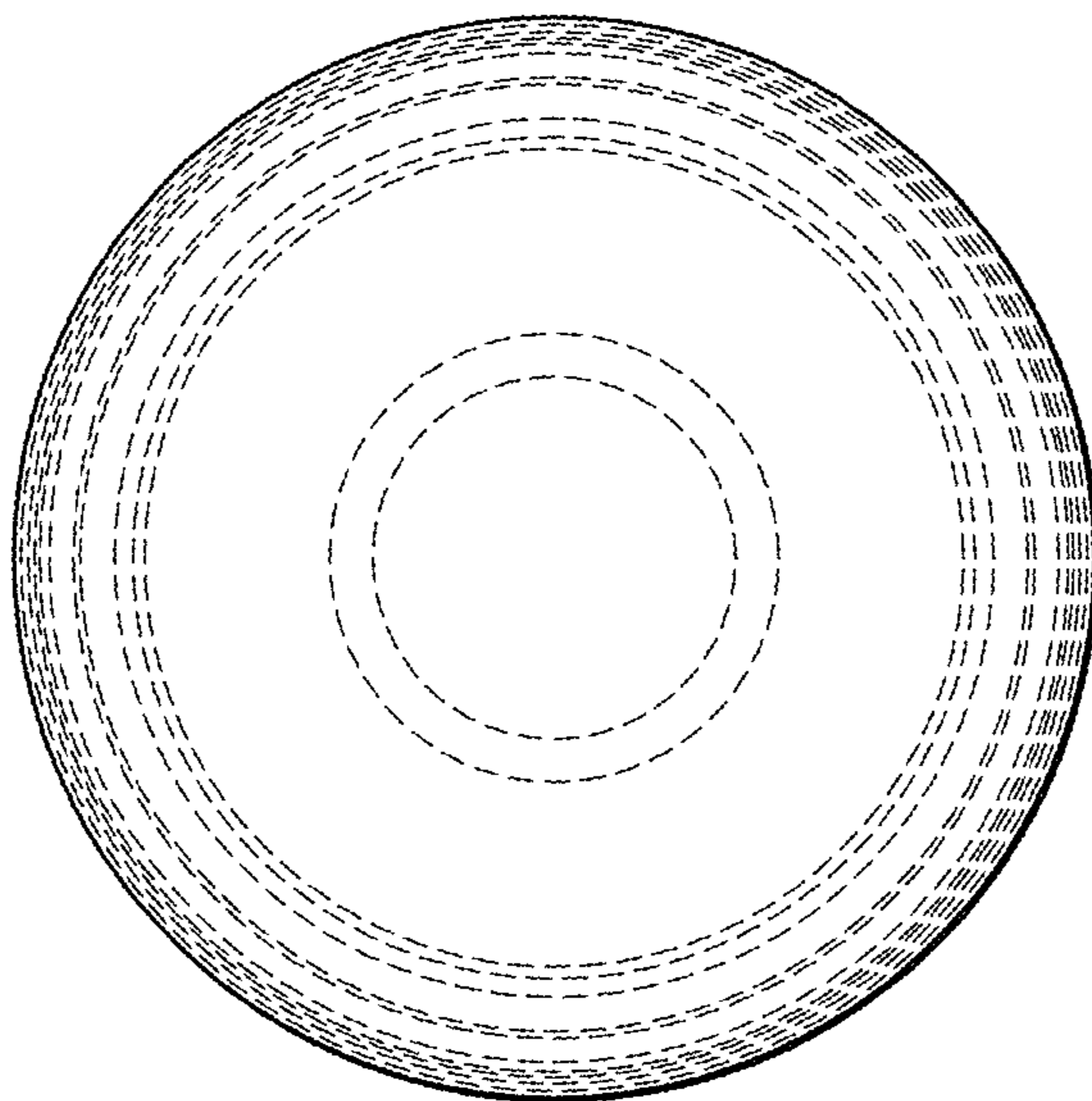


FIG. 5