

US00D690588S

(12) **United States Design Patent**
Pipes et al.

(10) **Patent No.:** **US D690,588 S**

(45) **Date of Patent:** **** *Oct. 1, 2013**

(54) **CONTAINER**

(75) Inventors: **Jerry Wayne Pipes**, Clemmons, NC (US); **Pankaj Patel**, Clemmons, NC (US); **Melissa Ann Clark**, Mocksville, NC (US); **Laya Katina Palmer Horton**, Winston-Salem, NC (US); **William Travis Lintner**, Winston-Salem, NC (US)

(73) Assignee: **R.J. Reynolds Tobacco Company**, Winston-Salem, NC (US)

(*) Notice: This patent is subject to a terminal disclaimer.

(**) Term: **14 Years**

(21) Appl. No.: **29/408,136**

(22) Filed: **Dec. 7, 2011**

(51) **LOC (9) Cl.** **09-03**

(52) **U.S. Cl.**
USPC **D9/424**

(58) **Field of Classification Search**
USPC D9/414, 419, 430, 431, 432, 761, D9/420-426, 435, 737, 738, 759, 770, 428; D7/538, 549, 550.1; 206/499, 508, 557, 206/501, 92, 93, 95, 96, 236; 220/23.4, 23.6, 220/315, 318, 500, 659, 669, 675, 696, 752, 220/760, 790, 793; 229/105, 117.09, 117.26, 229/189, 406, 407, 902, 905, 915.1; 131/329; D3/203.1, 203.2, 200, 201; D27/105, 172, D27/183-194

See application file for complete search history.

(56) **References Cited**

U.S. PATENT DOCUMENTS

256,246 A * 4/1882 Scott 206/92
1,123,441 A * 1/1915 Warne 206/92
D303,298 S * 9/1989 Grant D27/102

D306,235 S * 2/1990 Tamamura D3/295
D409,086 S * 5/1999 Brown et al. D9/428
D466,408 S * 12/2002 Baerenwald et al. D9/432
D469,607 S * 2/2003 Wolff D3/294
D491,315 S * 6/2004 Dittmer et al. D28/83
D514,308 S * 2/2006 Wahl et al. D3/203.2
D525,119 S * 7/2006 Maskell et al. D9/417
D525,120 S * 7/2006 Maskell et al. D9/428
D527,995 S * 9/2006 Tanner D9/424
D527,996 S * 9/2006 Tanner D9/424
D548,070 S * 8/2007 Swain D9/432
D585,638 S * 2/2009 Skedelius D3/203.2
D592,494 S 5/2009 Wichowski

(Continued)

OTHER PUBLICATIONS

Webpage for Icetool Slim-box for Portion Snus ; www.buysnus.com/snus-news.aspx?page=icetool%20slim-box&id=155.

Primary Examiner — Derrick Holland

Assistant Examiner — Lauren Calve

(74) *Attorney, Agent, or Firm* — Womble Carlyle Sandridge & Rice, LLP

(57) **CLAIM**

The ornamental design for a container, as shown and described.

DESCRIPTION

FIG. 1 is a top perspective view of a container showing the new design;

FIG. 2 is a left side view thereof;

FIG. 3 is an end view thereof;

FIG. 4 is a top perspective view of a further container showing the new design;

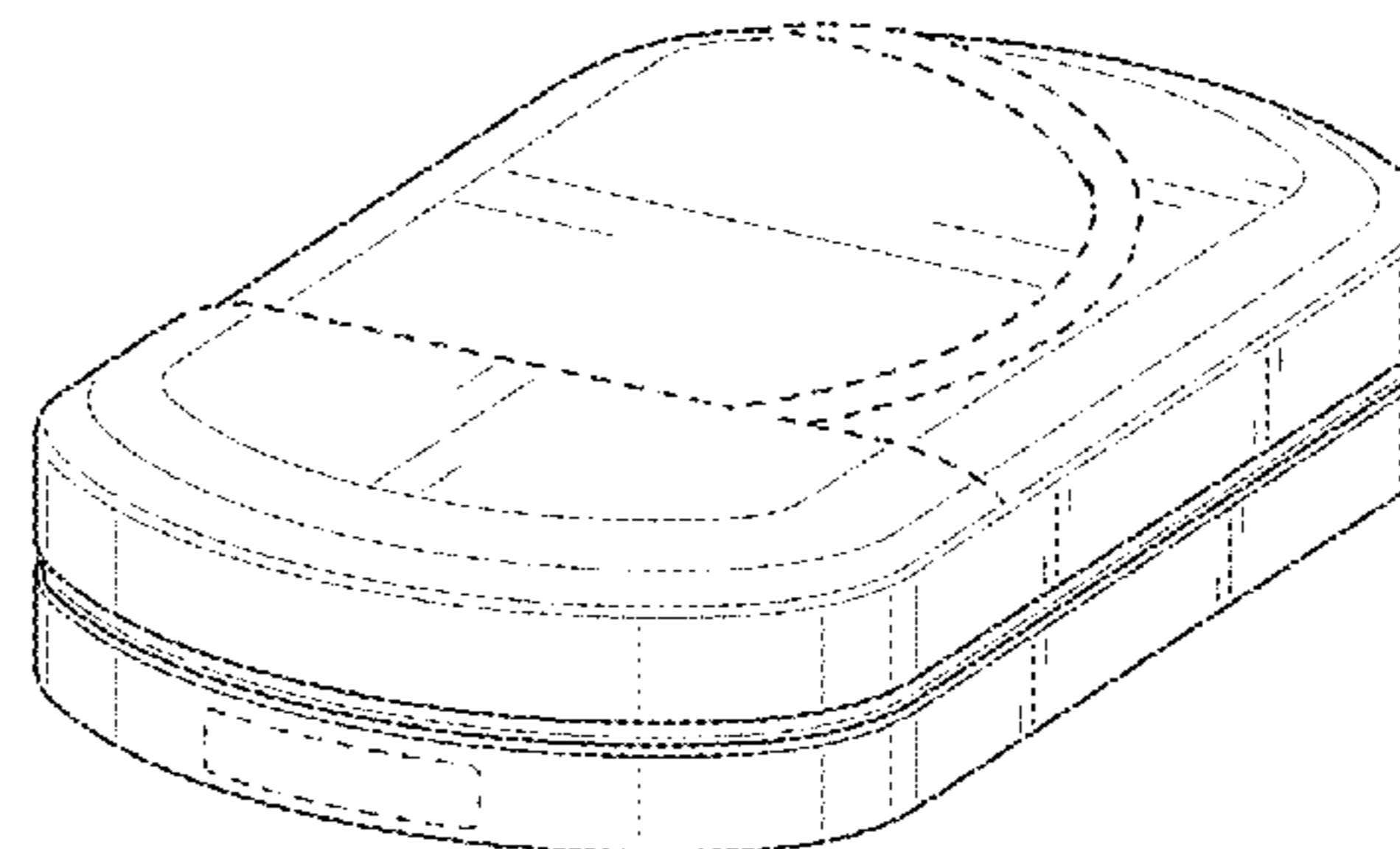
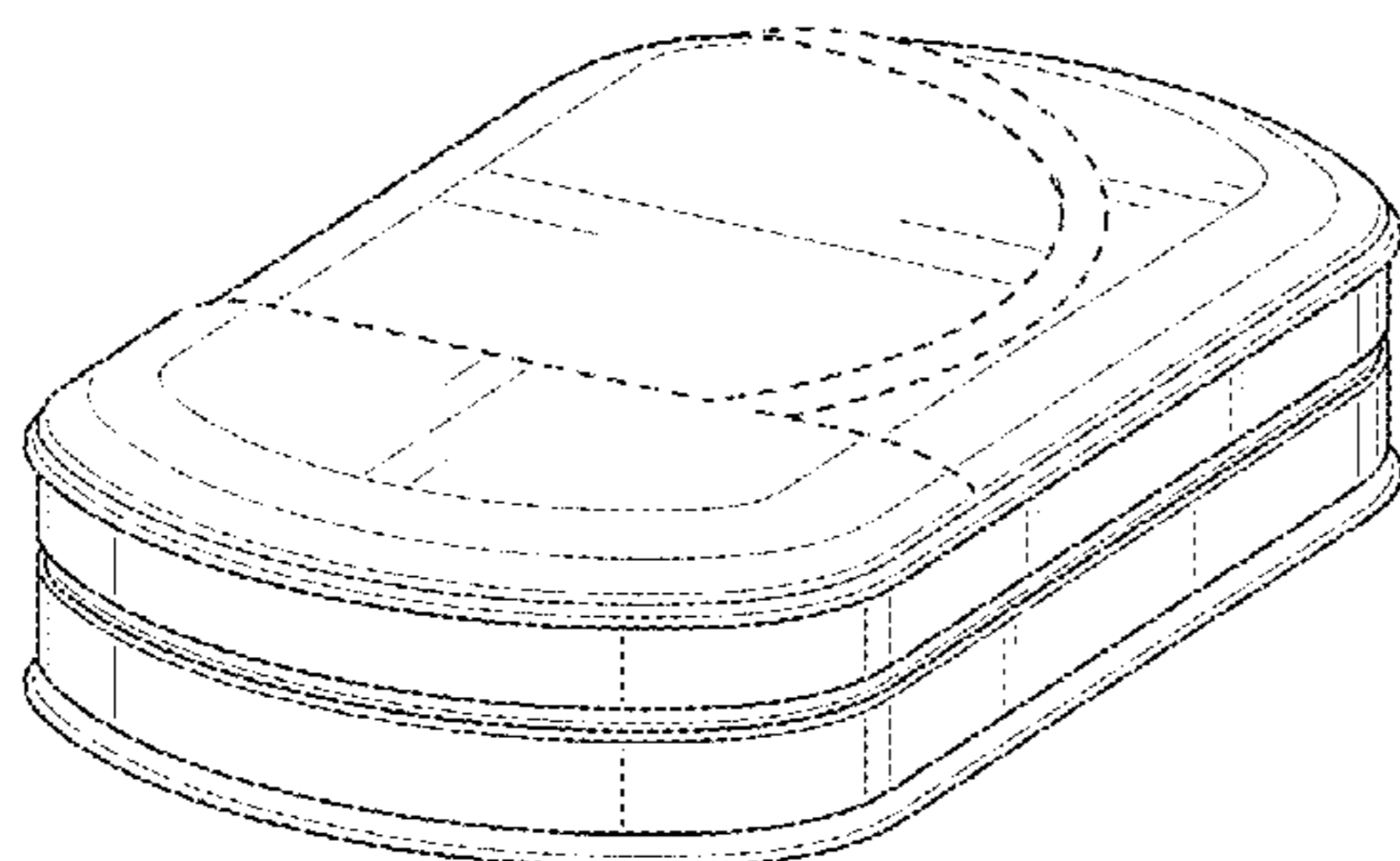
FIG. 5 is a left side view thereof; and,

FIG. 6 is an end view thereof.

The opposing end view not illustrated herein forms no part of the claimed design.

The broken line showing of a container represents unclaimed subject matter and forms no part of the claimed design.

1 Claim, 6 Drawing Sheets



(56)

References Cited

U.S. PATENT DOCUMENTS

D592,498 S 5/2009 Cronin
D594,154 S 6/2009 Patel et al.
D600,855 S 9/2009 Krohn
D612,094 S 3/2010 Bellamah et al.
D630,505 S * 1/2011 Westemeyer et al. D9/426

D633,712 S * 3/2011 Everette D3/203.1
D640,131 S 6/2011 Gibson et al.
D643,972 S * 8/2011 Krohn D27/193
D646,159 S * 10/2011 Bellamah et al. D9/424
D646,966 S 10/2011 Gill et al.
D650,268 S * 12/2011 Gibson et al. D9/428
D665,253 S * 8/2012 Bellamah et al. D9/424

* cited by examiner

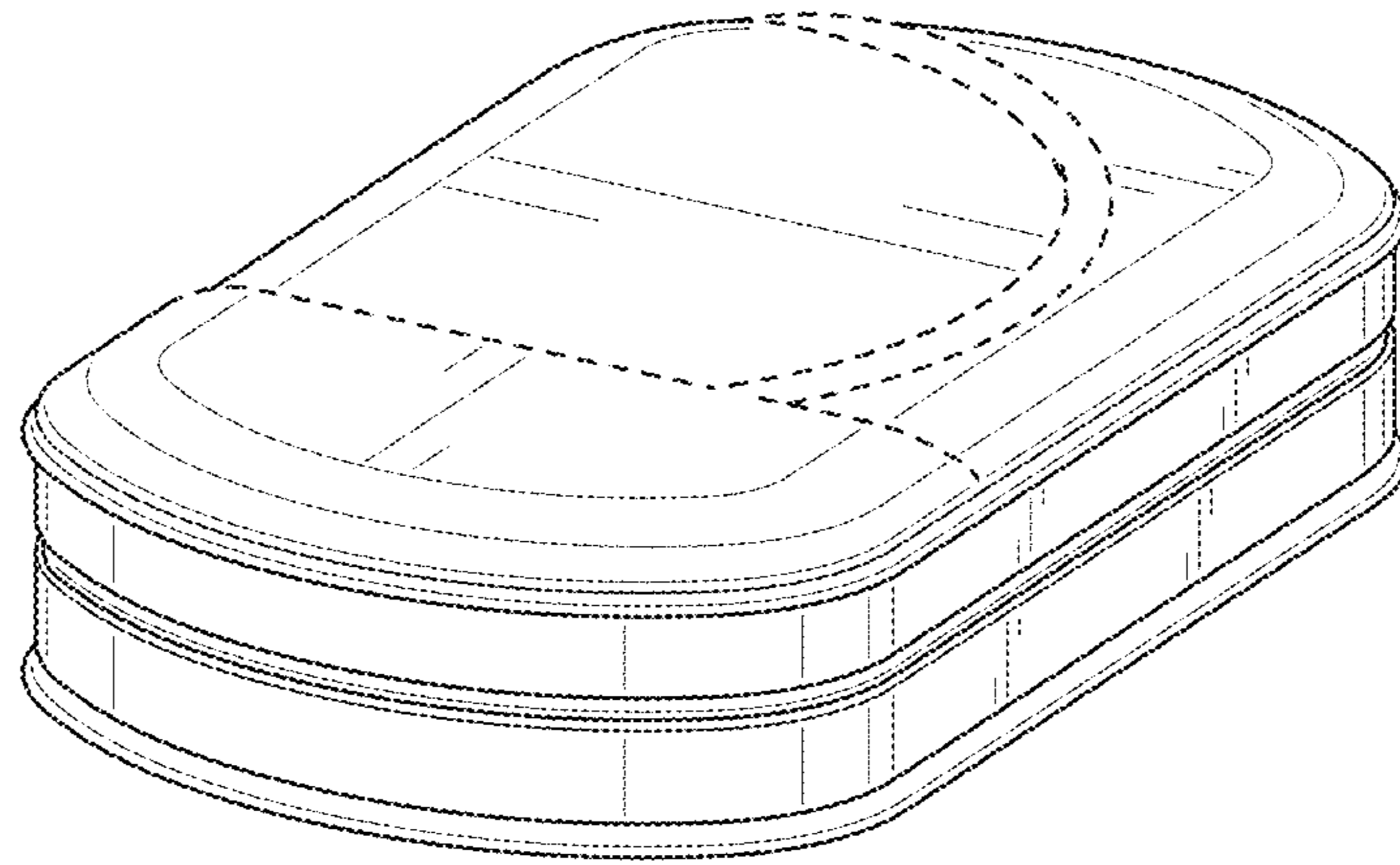


FIG. 1




FIG. 2




FIG. 3

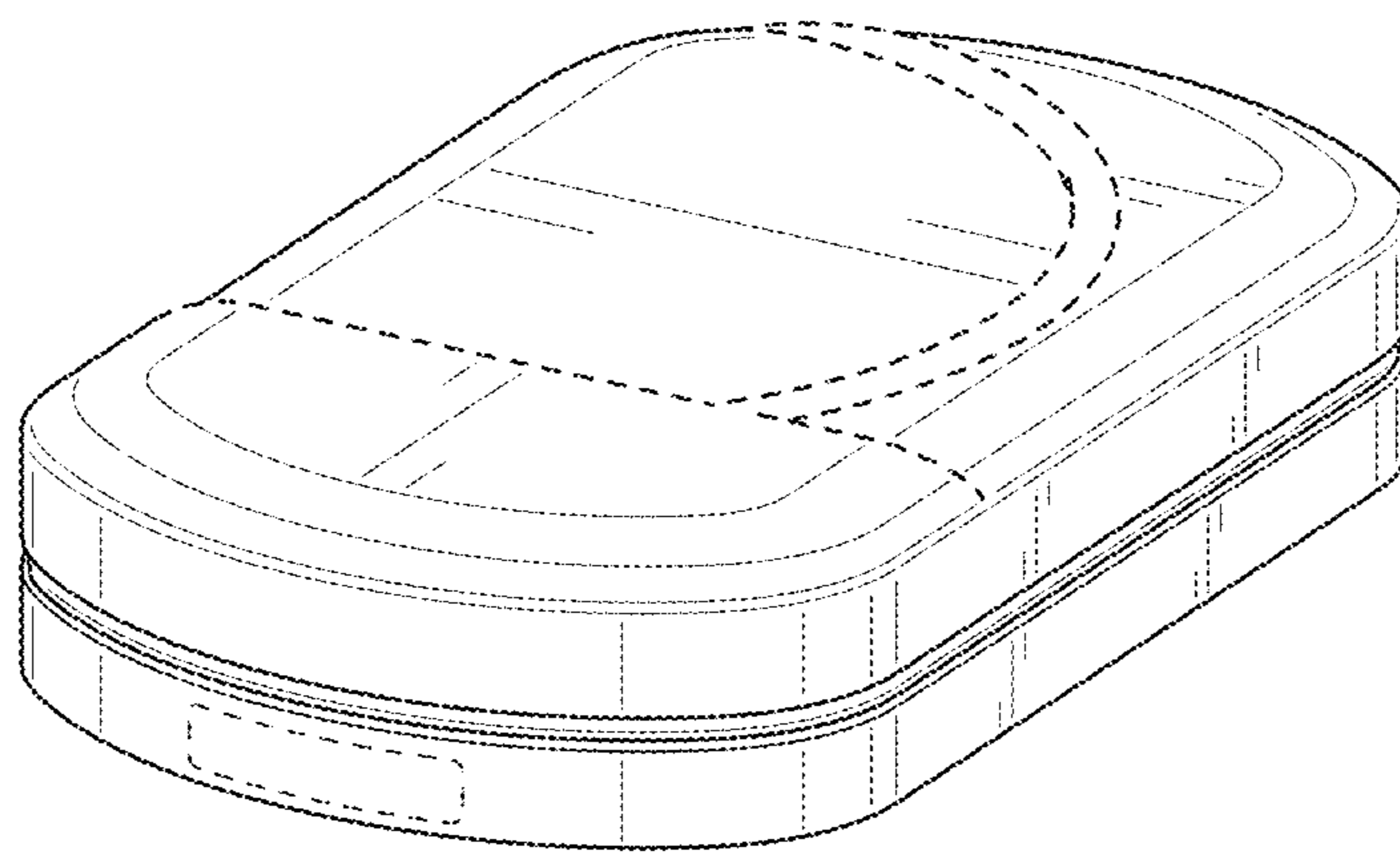


FIG. 4

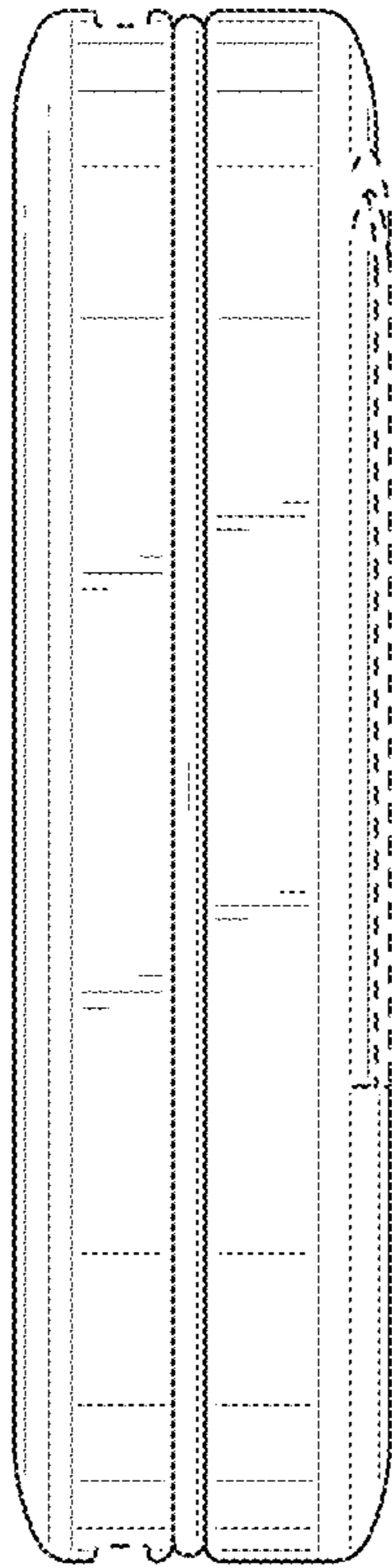


FIG. 5

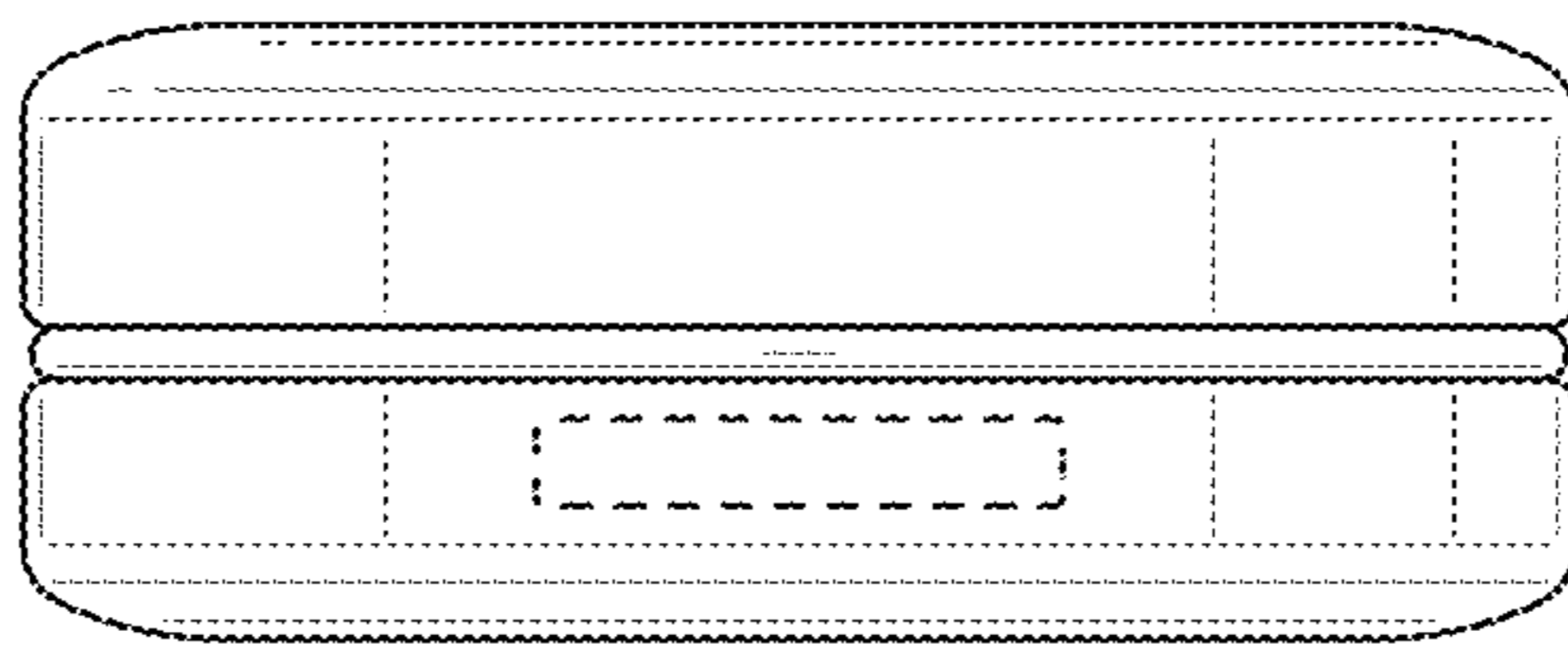


FIG. 6