



US00D690574S

(12) **United States Design Patent**
Paramo

(10) **Patent No.:** **US D690,574 S**

(45) **Date of Patent:** **** Oct. 1, 2013**

(54) **DERAILLEUR HOLDER**

(76) Inventor: **Peter Paramo**, Los Angeles, CA (US)

(**) Term: **14 Years**

(21) Appl. No.: **29/424,881**

(22) Filed: **Jun. 16, 2012**

(51) **LOC (9) Cl.** **08-05**

(52) **U.S. Cl.**
USPC **D8/71; D8/14**

(58) **Field of Classification Search**
USPC D8/14, 71, 107; D12/179; D22/134,
D22/139; 294/2, 26, 209–210, 175;
7/138–139, 169; 81/177.4, 426, 437; 474/80
See application file for complete search history.

(56) **References Cited**

U.S. PATENT DOCUMENTS

1,339,257	A	*	5/1920	Callahan	135/66
D384,253	S	*	9/1997	Patino	D8/14
D390,439	S	*	2/1998	Staiger	D8/88
D422,888	S	*	4/2000	Outten	D8/367
D424,905	S	*	5/2000	Sankuer	D8/88
D483,799	S	*	12/2003	Kadota	D18/40
D546,147	S	*	7/2007	Cullen	D8/16
D550,068	S	*	9/2007	Takacs	D8/370

D560,473	S	*	1/2008	Wolfe, Jr.	D8/367
D561,542	S	*	2/2008	Haas	D8/14
D587,470	S	*	3/2009	Croisdale et al.	D6/317
7,938,464	B1	*	5/2011	Hielm	294/175

* cited by examiner

Primary Examiner — Philip S Hyder

Assistant Examiner — Roselynn Cody

(74) *Attorney, Agent, or Firm* — James A. Italia; Italia IP


(57) **CLAIM**

The ornamental design for a derailleur holder, as shown and described.

DESCRIPTION

FIG. 1 is a perspective, foreshortened view of the derailleur holder, showing my new design;
FIG. 2 is a front view thereof;
FIG. 3 is a rear plan view thereof;
FIG. 4 is a left-side elevational view thereof;
FIG. 5 is a right-side elevational view thereof;
FIG. 6 is a top plan view thereof; and,
FIG. 7 is a bottom plan view thereof.
The broken lines in FIG. 1 are directed to the environment of the derailleur holder and form no part of the claim.

1 Claim, 3 Drawing Sheets



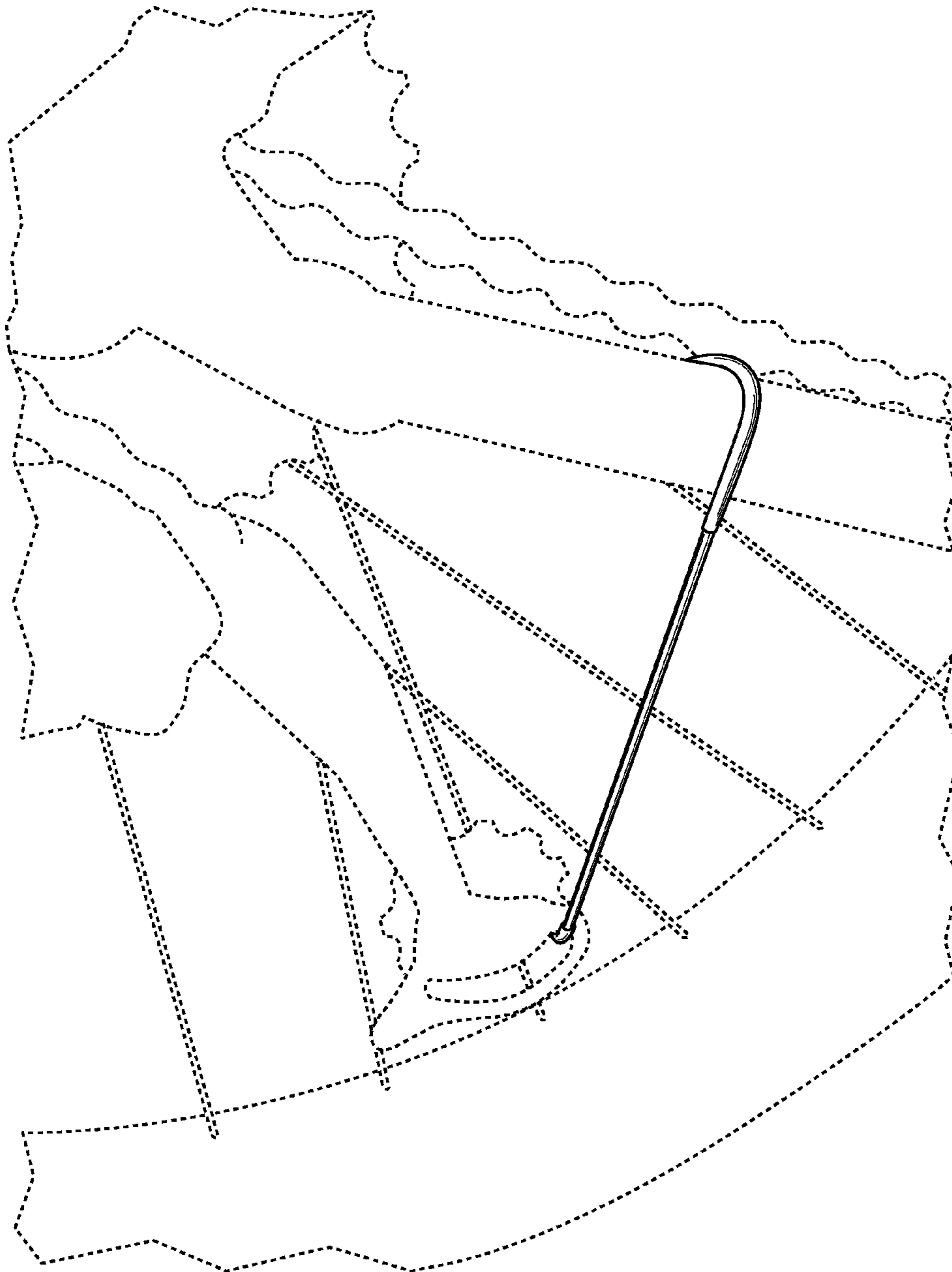


FIG. 1

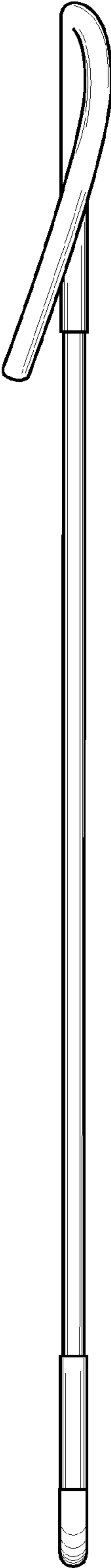


FIG. 2

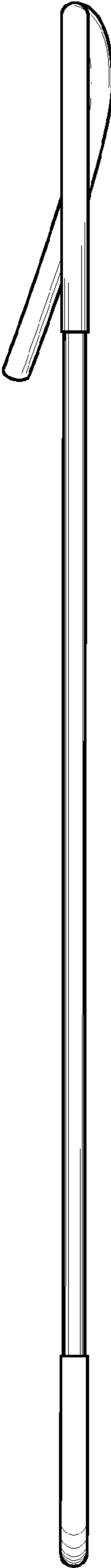


FIG. 3



FIG. 4




FIG. 5

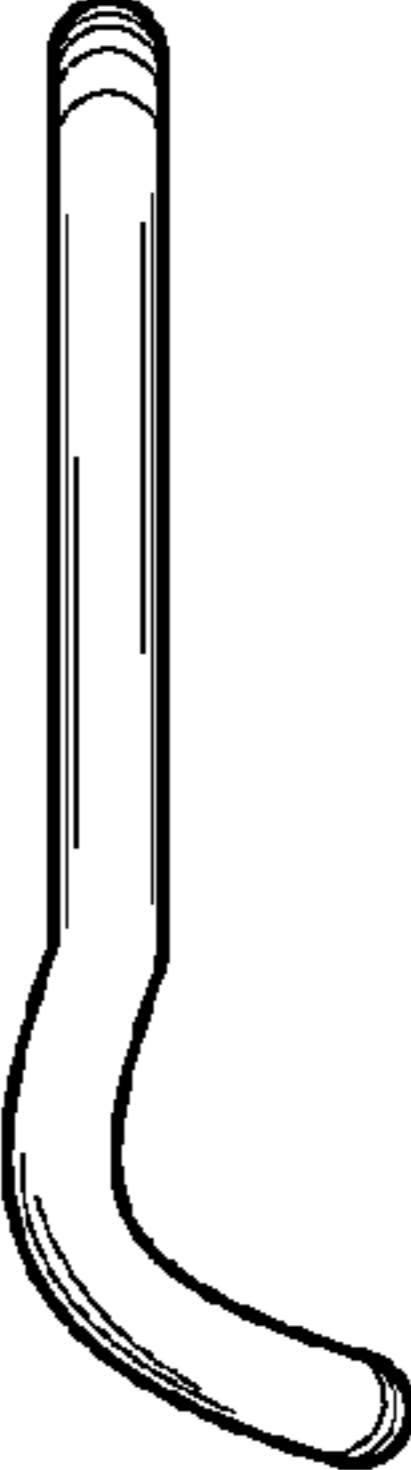


FIG. 6

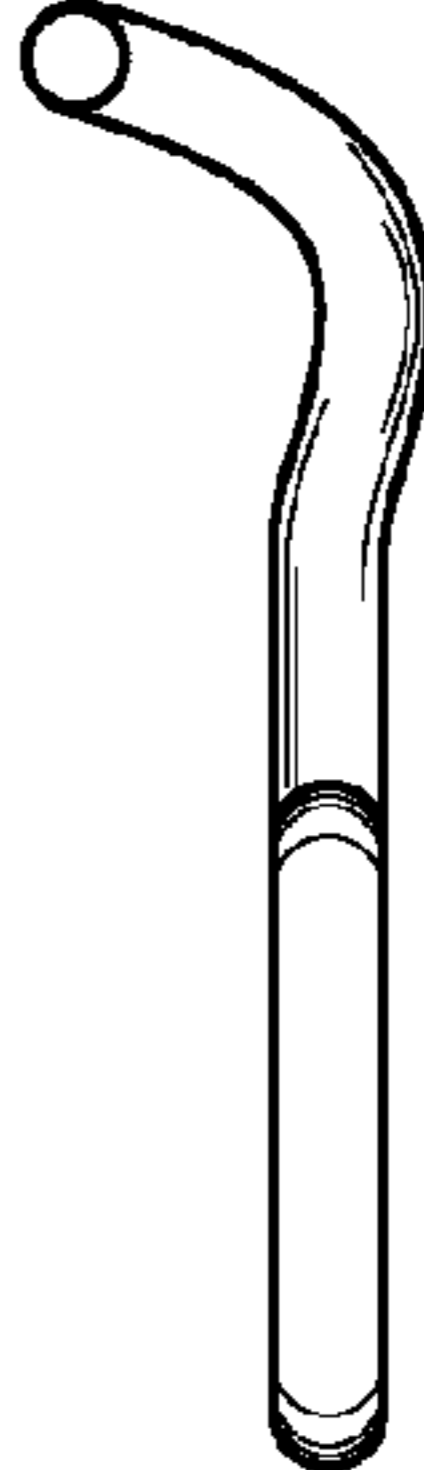


FIG. 7