



US00D690567S

(12) **United States Design Patent**
Lamarra

(10) **Patent No.:** **US D690,567 S**

(45) **Date of Patent:** **** Oct. 1, 2013**

(54) **WINE BOTTLE CORK REMOVAL TOOL**

(75) Inventor: **Pasquale Lamarra**, Plant City, FL (US)

(73) Assignee: **PGD LLC**, Palm City, FL (US)

(**) Term: **14 Years**

(21) Appl. No.: **29/426,111**

(22) Filed: **Jun. 29, 2012**

(51) **LOC (9) Cl.** **08-05**

(52) **U.S. Cl.**
USPC **D8/14**

(58) **Field of Classification Search**
USPC D8/14, 16-19, 333-43, 88, 89, 105;
7/113, 151-156; 30/400-410, 416-430,
30/433, 434, 443, 450; 81/3.07, 3.09, 3.2,
81/3.27, 3.29, 3.31, 3.35, 3.37, 3.4, 3.45,
81/3.48, 3.49, 3.55

See application file for complete search history.

(56) **References Cited**

U.S. PATENT DOCUMENTS

120,830	A *	11/1871	Simpers	81/3.07
164,931	A *	6/1875	Page et al.	81/3.48
D244,002	S *	4/1977	Bonin	D8/42

D561,542	S *	2/2008	Haas	D8/14
D566,495	S *	4/2008	Hackmann	D8/14
D573,423	S *	7/2008	Simons	D8/14
D609,986	S *	2/2010	Crane et al.	D8/34
D623,489	S *	9/2010	Powell et al.	D8/14
D665,641	S *	8/2012	Raleigh	D8/14

* cited by examiner

Primary Examiner — Garth Rademaker

(74) *Attorney, Agent, or Firm* — McHale & Slavin, P.A.

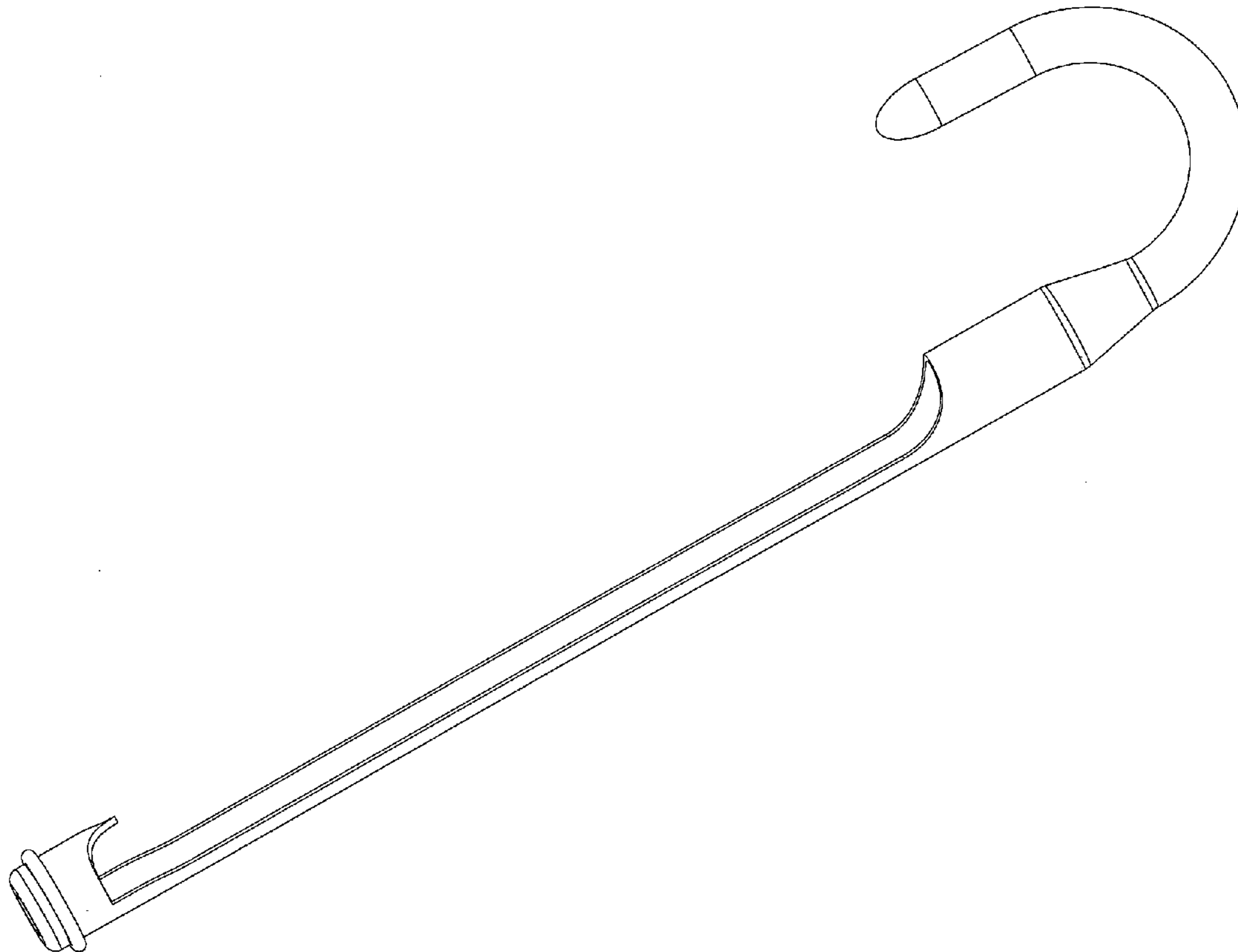
(57) **CLAIM**

The ornamental design for a wine bottle cork removal tool, as shown and described.

DESCRIPTION

FIG. 1 is a perspective view of a wine bottle cork removal tool of the instant invention;
 FIG. 2 is a left side view thereof, the right side being a mirror image thereof;
 FIG. 3 is a front view thereof;
 FIG. 4 is a bottom view thereof;
 FIG. 5 is a top view thereof; and,
 FIG. 6 is a back view thereof.
 The broken lines shown in FIG. 4 illustrate a circular screen which forms no part of the claimed design.

1 Claim, 5 Drawing Sheets



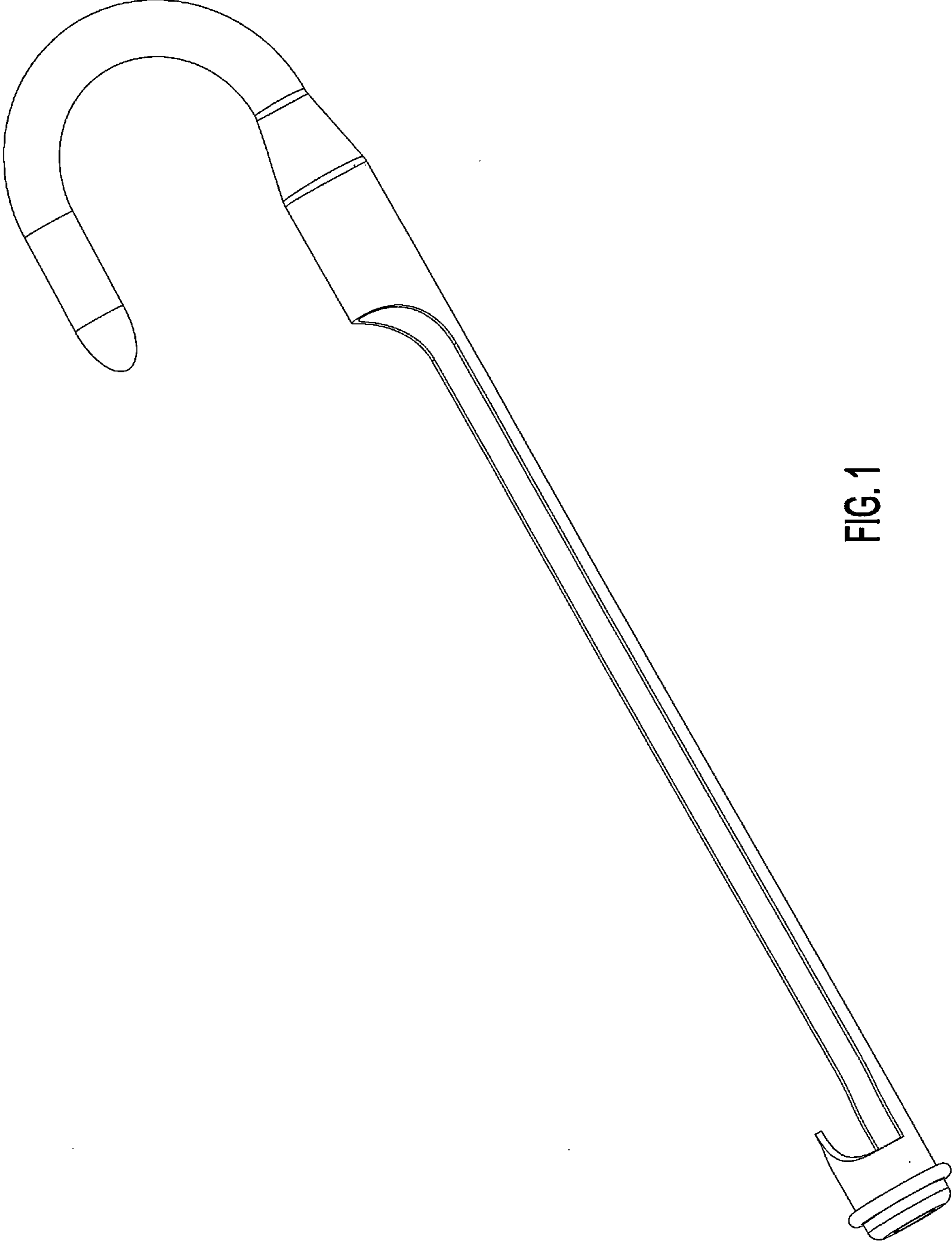


FIG. 1




FIG. 2

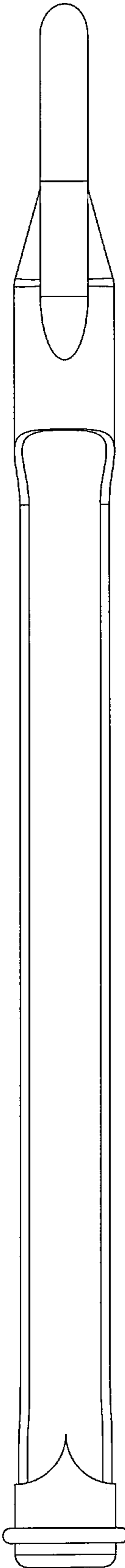


FIG. 3

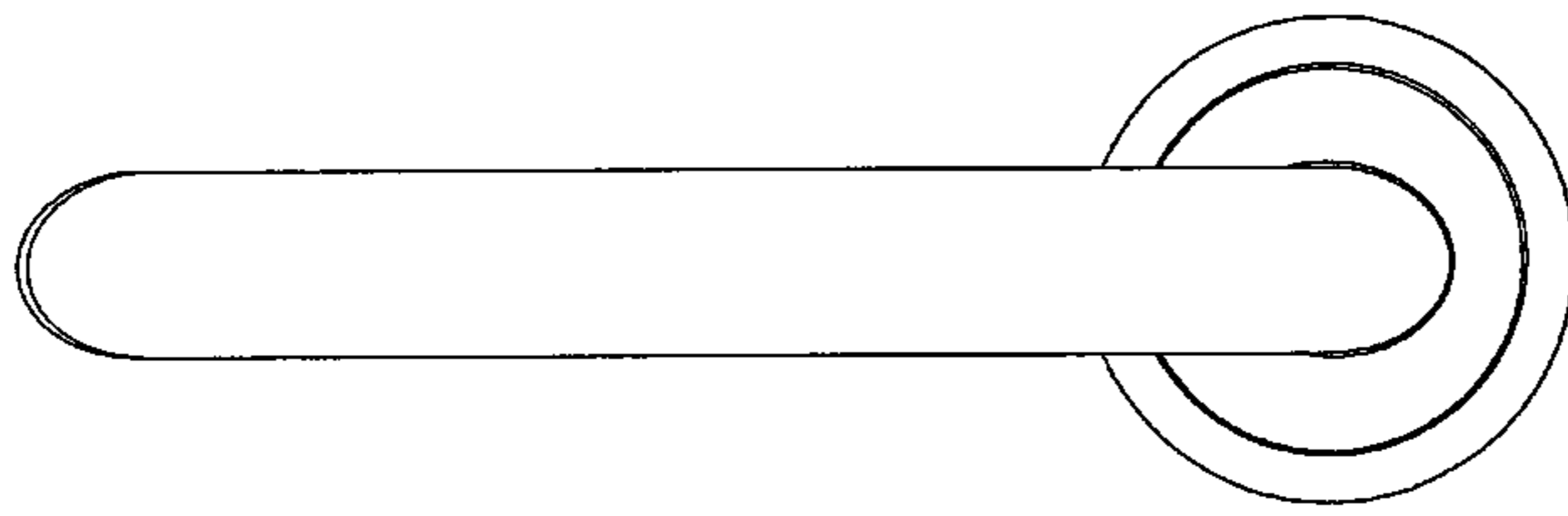


FIG. 5

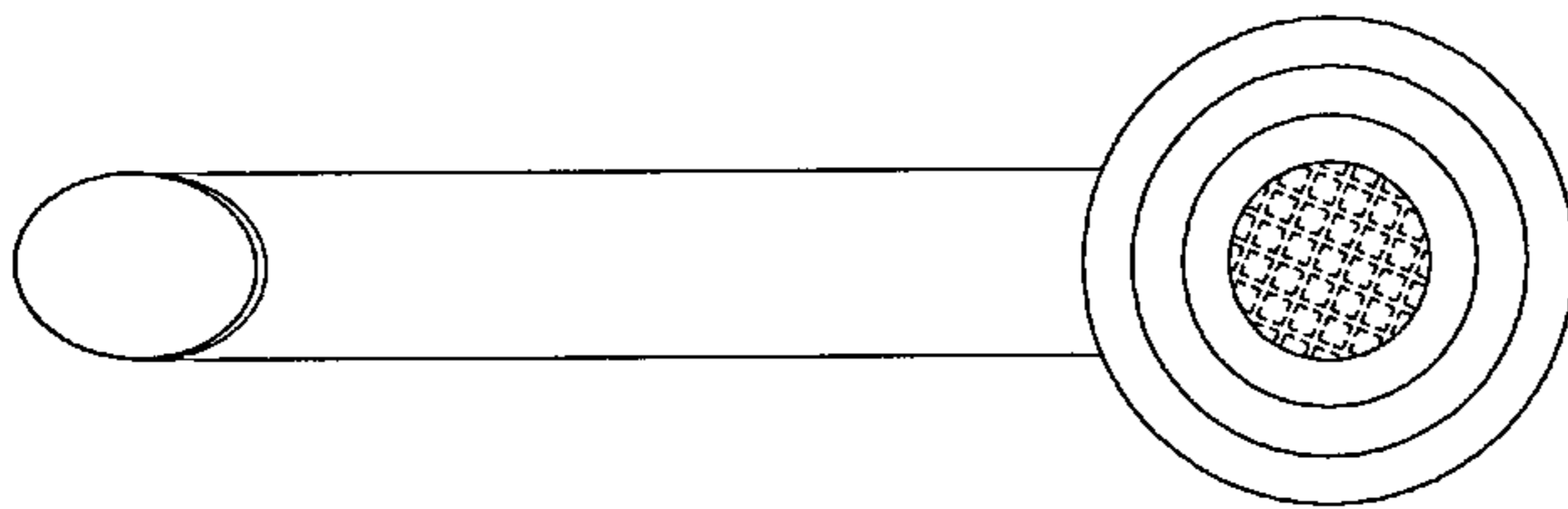


FIG. 4




FIG. 6