



US00D690554S

(12) **United States Design Patent**
Presley

(10) **Patent No.:** **US D690,554 S**

(45) **Date of Patent:** **** Oct. 1, 2013**

(54) **COOKIE DECORATOR KIT**

(76) Inventor: **Ted F. Presley**, Kansas City, MO (US)

(**) Term: **14 Years**

(21) Appl. No.: **29/372,938**

(22) Filed: **Feb. 8, 2011**

(51) **LOC (9) Cl.** **07-01**

(52) **U.S. Cl.**
USPC **D7/368**

(58) **Field of Classification Search**
USPC D7/601-602, 637-638, 641, 368,
D7/672, 675-677; D19/40; D9/685, 418,
D9/430, 432; D4/132, 135; 220/524.1, 524.4,
220/775-776, 778, 523-243; 229/100, 162.1
See application file for complete search history.

D445,005 S *	7/2001	Vargas et al.	D7/675
D445,315 S *	7/2001	Kapellas et al.	D7/675
D447,020 S *	8/2001	Kapellas et al.	D7/675
6,299,374 B1	10/2001	Naor et al.	
6,701,828 B1 *	3/2004	Burns et al.	99/450.2
D531,384 S *	11/2006	Wang	D1/112
7,476,097 B1 *	1/2009	Mangelsen	425/376.1
D636,272 S *	4/2011	Pearson et al.	D9/685
D641,251 S *	7/2011	Pearson et al.	D9/685
D644,096 S *	8/2011	Yadegaran	D9/418

* cited by examiner

Primary Examiner — Wan Laymon

(74) *Attorney, Agent, or Firm* — Paul R. Martin

(57) **CLAIM**

The ornamental design for a cookie decorator kit, as shown and described.

(56) **References Cited**

U.S. PATENT DOCUMENTS

D71,513 S *	11/1926	Austin	D9/418
D108,186 S *	1/1938	Young	D9/418
2,194,669 A *	3/1940	Mumford	206/454
D134,797 S *	1/1943	Lubkin	D4/135
3,128,724 A *	4/1964	Linder	249/102
4,024,287 A	5/1977	Golchert	
4,424,601 A	1/1984	Weber	
D282,893 S *	3/1986	Daenen	D7/676
D303,474 S *	9/1989	Wolff	D7/675
D304,403 S *	11/1989	Wolff	D7/675
D383,669 S *	9/1997	Taylor	D9/669
5,864,909 A	2/1999	Liu	
D444,682 S *	7/2001	Vargas et al.	D7/675

DESCRIPTION


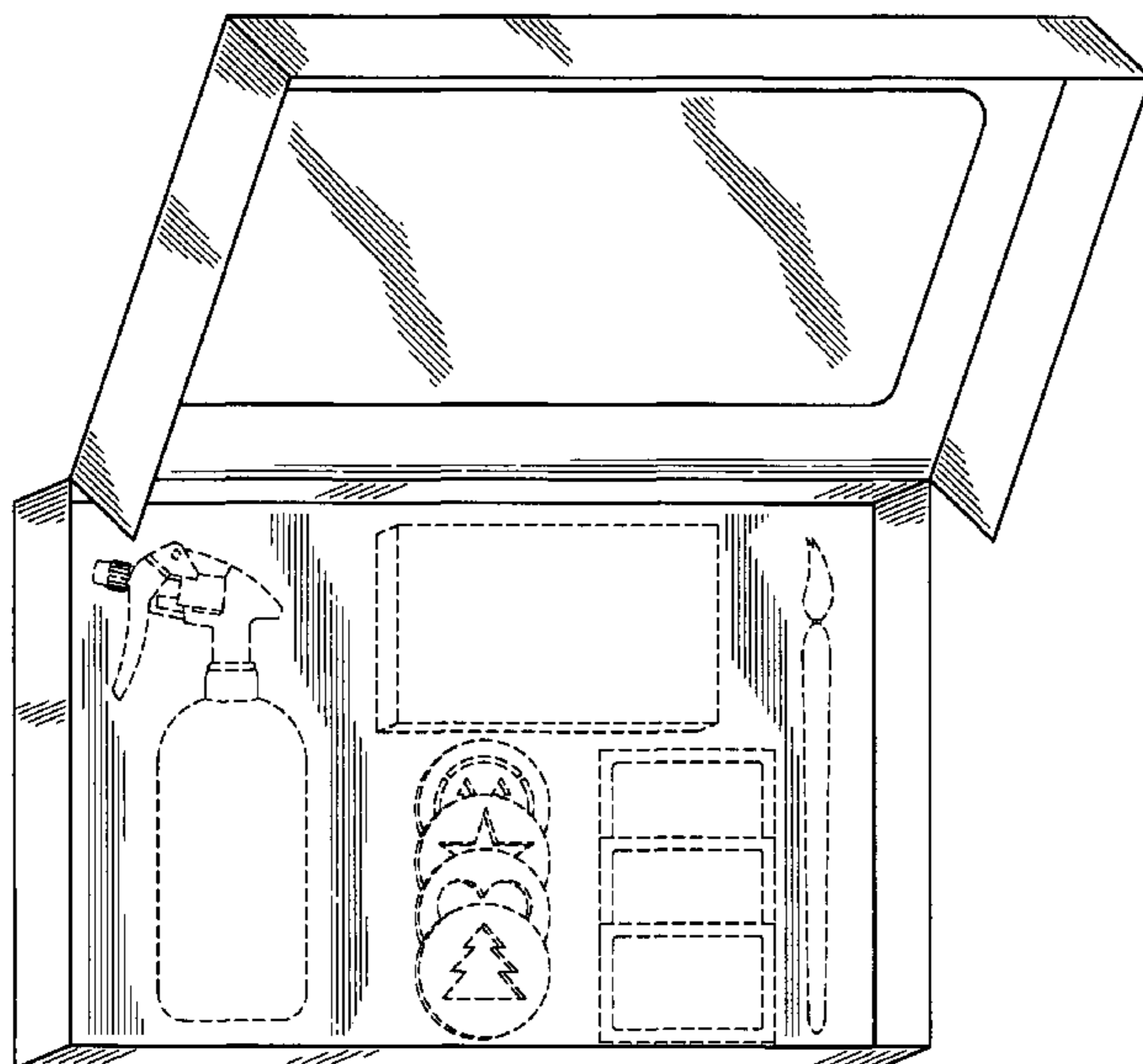
FIG. 1 is a perspective view from above of my new design for a cookie decorator kit where the box top or lid of the kit is in open configuration.

FIG. 2 is a perspective view of the cookie decorator kit shown in FIG. 1 where the box top or lid of the kit is in closed configuration; and,

FIG. 3 is a plan view from above of the cookie decorator kit of the invention.

The broken line figures shown in FIGS. 1, 2, and 3 are environmental, and form no part of my new design.

1 Claim, 3 Drawing Sheets



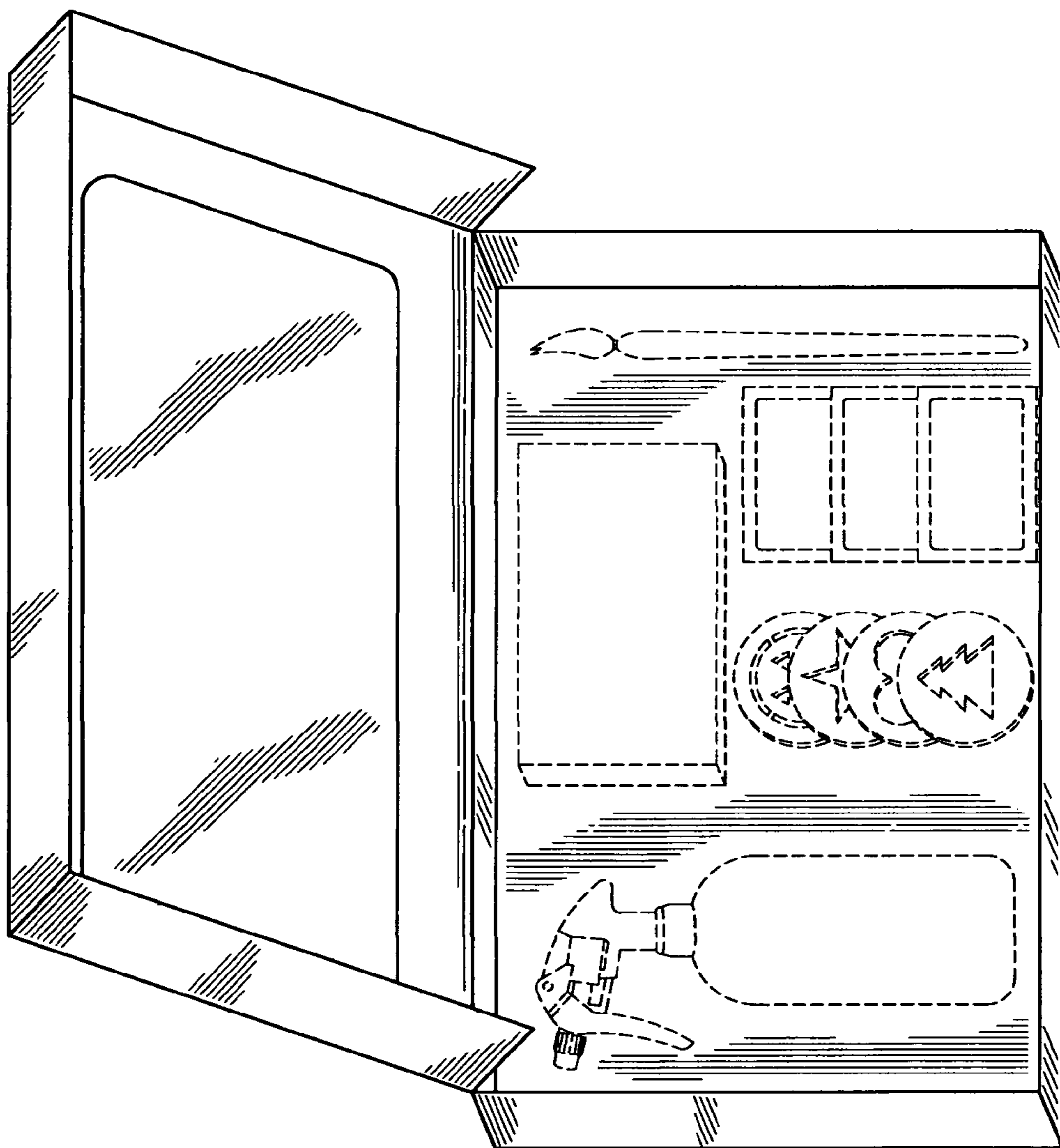


FIG. 1

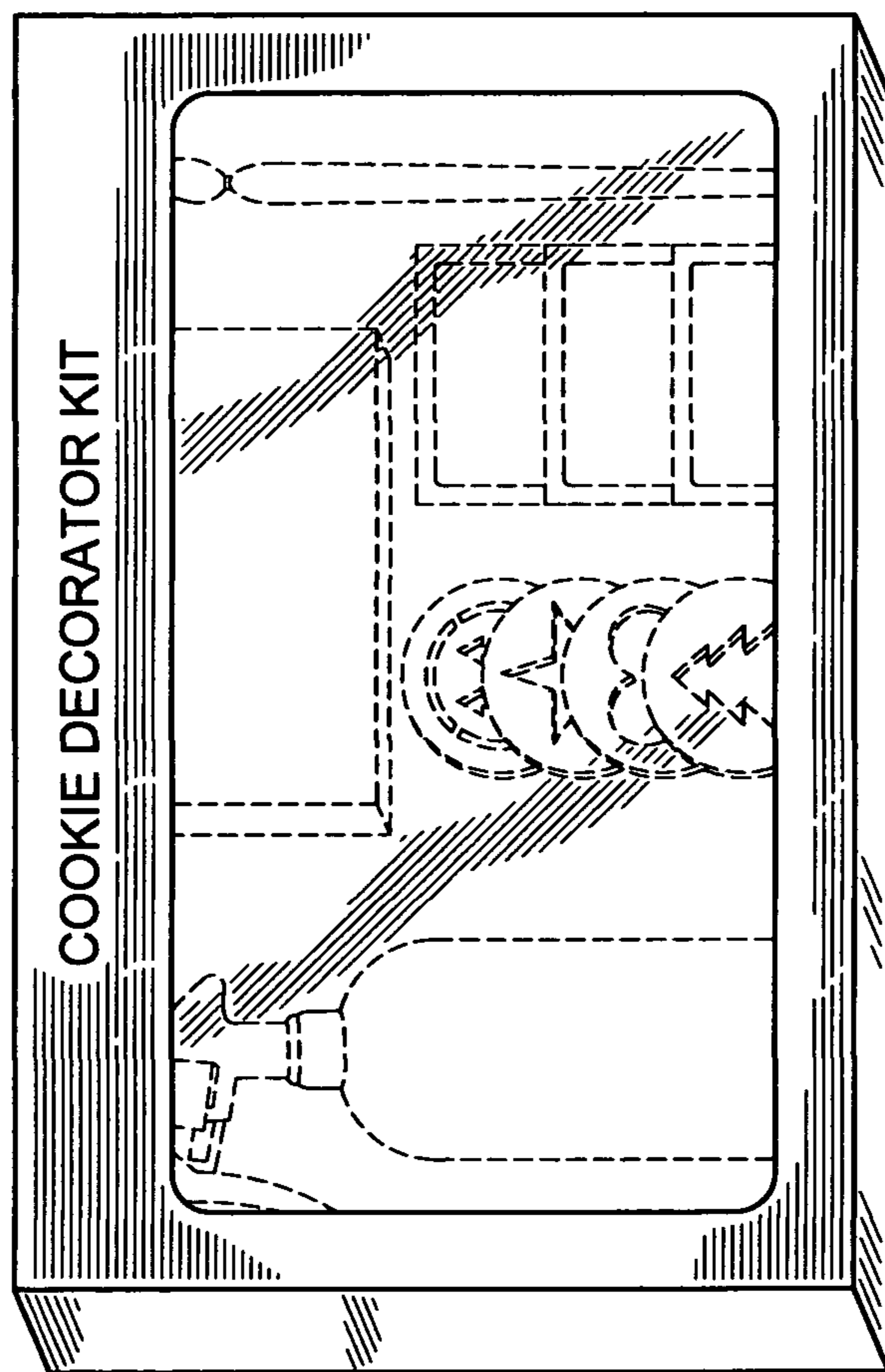


FIG. 2

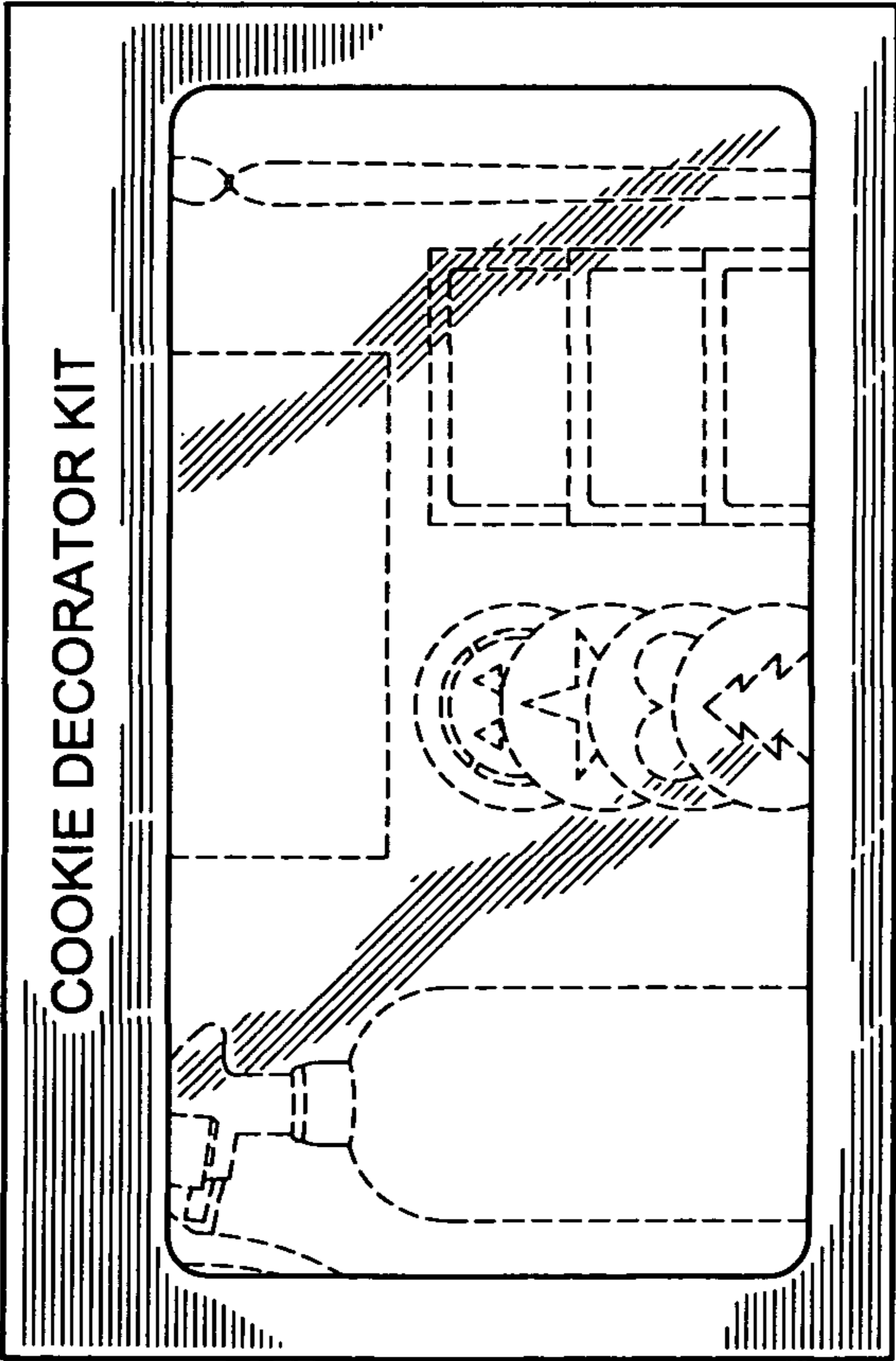


FIG. 3