



US00D690550S

(12) **United States Design Patent**
Beghelli

(10) **Patent No.:** **US D690,550 S**
(45) **Date of Patent:** **** Oct. 1, 2013**

(54) **WATER CONTAINER**

(75) Inventor: **Gian Pietro Beghelli**, Monteveglio (IT)

(73) Assignee: **Beghelli, S.p.A.**, Monteveglio (Bo) (IT)

(**) Term: **14 Years**

(21) Appl. No.: **29/424,693**

(22) Filed: **Jun. 14, 2012**

(30) **Foreign Application Priority Data**

Dec. 14, 2011 (EM) 001962606-0002

(51) **LOC (9) Cl.** **07-01**

(52) **U.S. Cl.**

USPC **D7/319**; D7/318; D7/316

(58) **Field of Classification Search**

USPC D7/316-319, 598, 600, 300; 222/465.1,
222/129.1; 210/85

See application file for complete search history.

(56) **References Cited**

U.S. PATENT DOCUMENTS

D166,527 S *	4/1952	Smith	D7/317
D199,037 S *	9/1964	Jackson	D7/691
D213,796 S *	4/1969	Marue	D7/317
4,495,404 A *	1/1985	Carmichael	392/447
D327,804 S *	7/1992	Brown et al.	D7/319
5,665,224 A *	9/1997	Levene et al.	210/85
D408,206 S	4/1999	Stafford et al.		
D428,756 S *	8/2000	Miller	D7/318
6,649,045 B2 *	11/2003	Tanner et al.	210/85
D497,278 S	10/2004	Picozza et al.		
D506,346 S *	6/2005	Matsumoto et al.	D7/317
D524,087 S *	7/2006	Ali	D7/317

D542,077 S *	5/2007	Claypool et al.	D7/318
D600,492 S	9/2009	Hammad et al.		
D637,859 S	5/2011	Orkney et al.		
D649,826 S	12/2011	Garman		
D666,864 S	9/2012	Dahlstrom		
D667,674 S	9/2012	Wilder et al.		

OTHER PUBLICATIONS

Design U.S. Appl. No. 29/433,241, filed Sep. 27, 2012.
Design U.S. Appl. No. 29/433,242, filed Sep. 27, 2012.
Design U.S. Appl. No. 29/433,243, filed Sep. 27, 2012.
Design U.S. Appl. No. 29/424,691, filed Jun. 14, 2012.
Design U.S. Appl. No. 29/424,866, filed Jun. 15, 2012.
OHIM Design Application No. 001962606-0001 filed on Dec. 14, 2011.

* cited by examiner

Primary Examiner — Marianne Pandozzi

(74) *Attorney, Agent, or Firm* — Roberts Mlotkowski Safran & Cole, P.C.

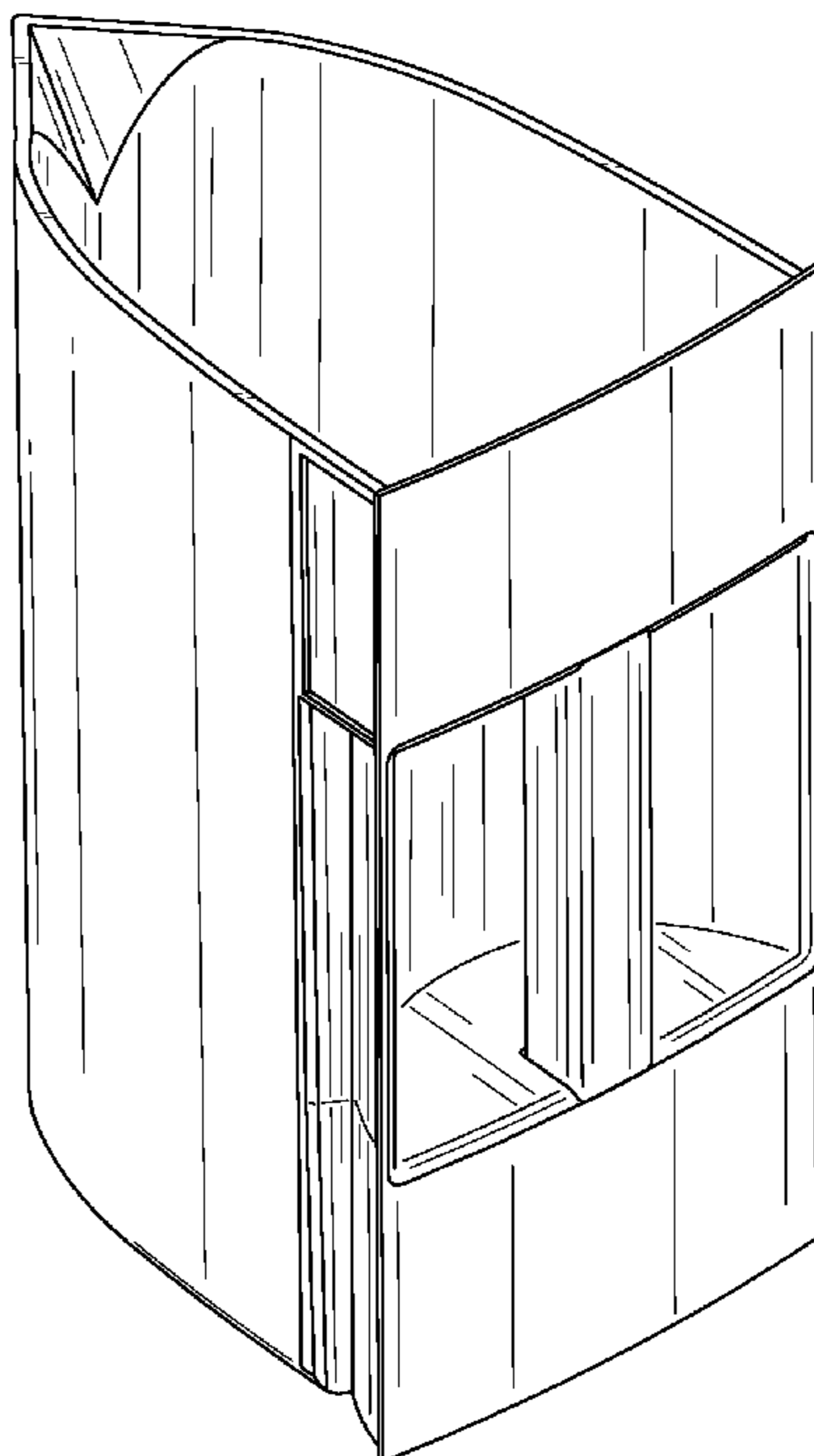
(57) **CLAIM**

The ornamental design for the water container, as shown and described.

DESCRIPTION

FIG. 1 is a perspective view of a water container showing my new design;
FIG. 2 is a front view thereof;
FIG. 3 is a rear view thereof;
FIG. 4 is a left side view thereof;
FIG. 5 is a right side view thereof;
FIG. 6 is a top plan view thereof; and,
FIG. 7 is a bottom plan view thereof.

1 Claim, 5 Drawing Sheets



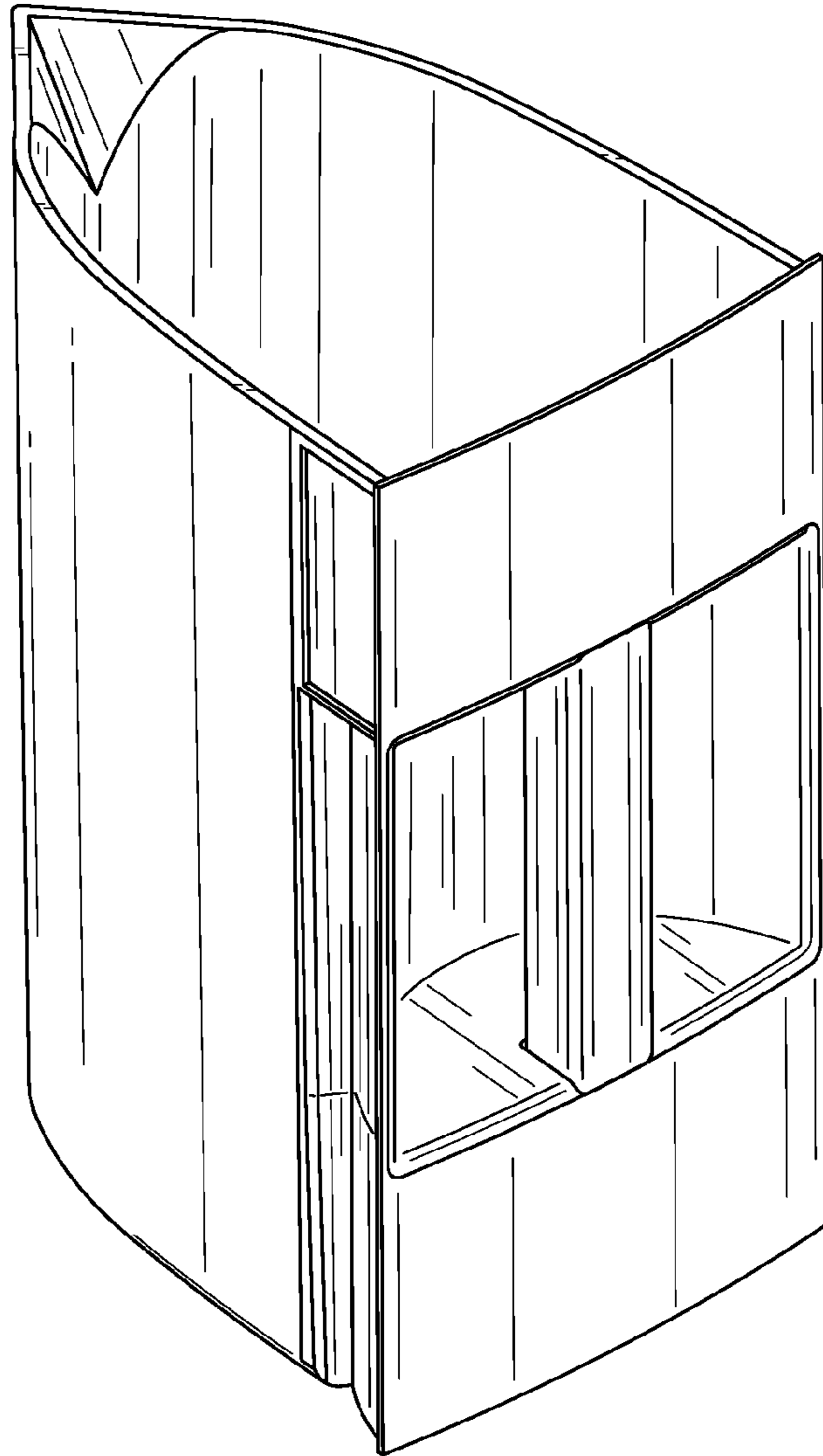


FIG. 1

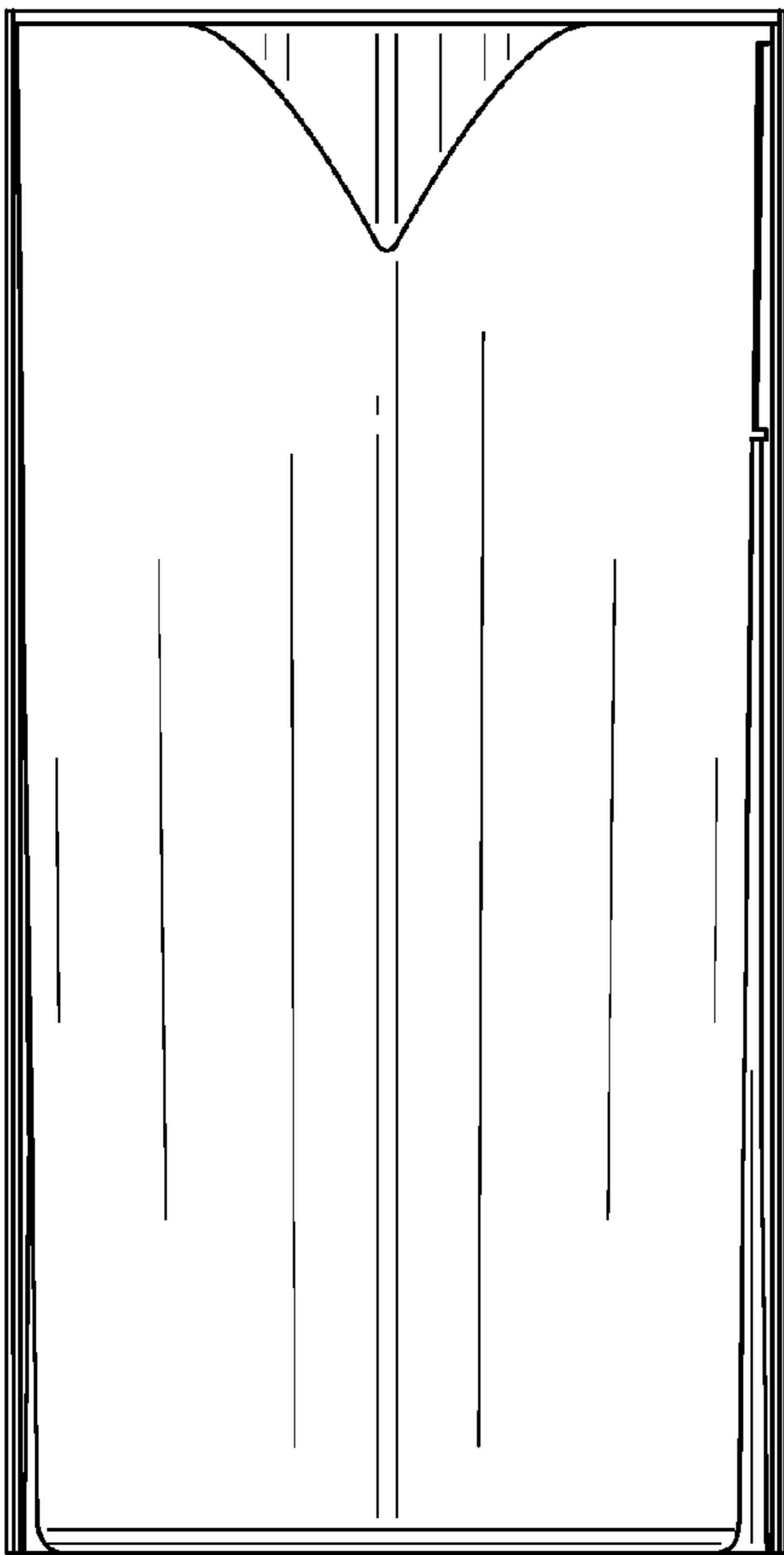


FIG. 2

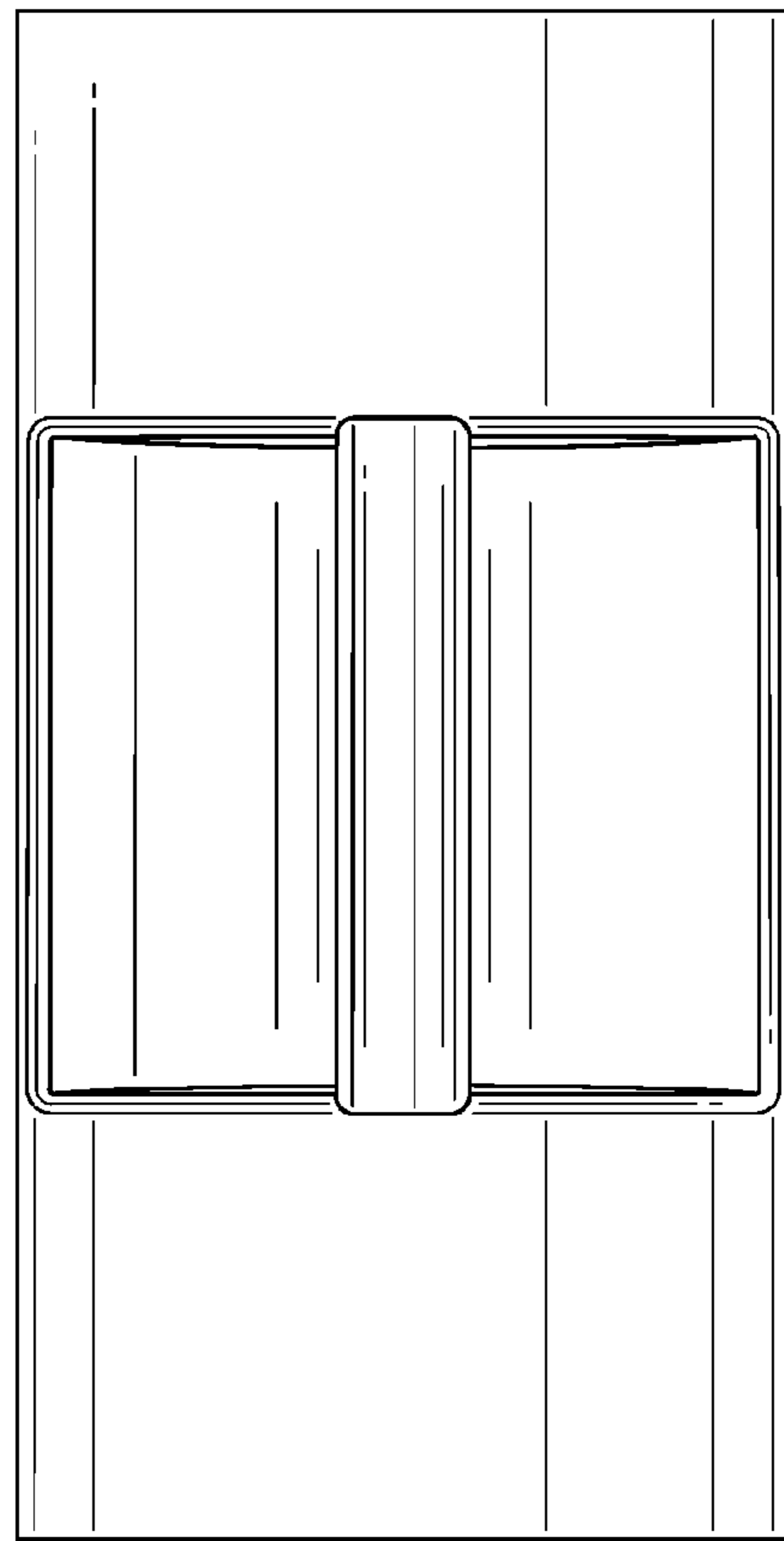


FIG. 3

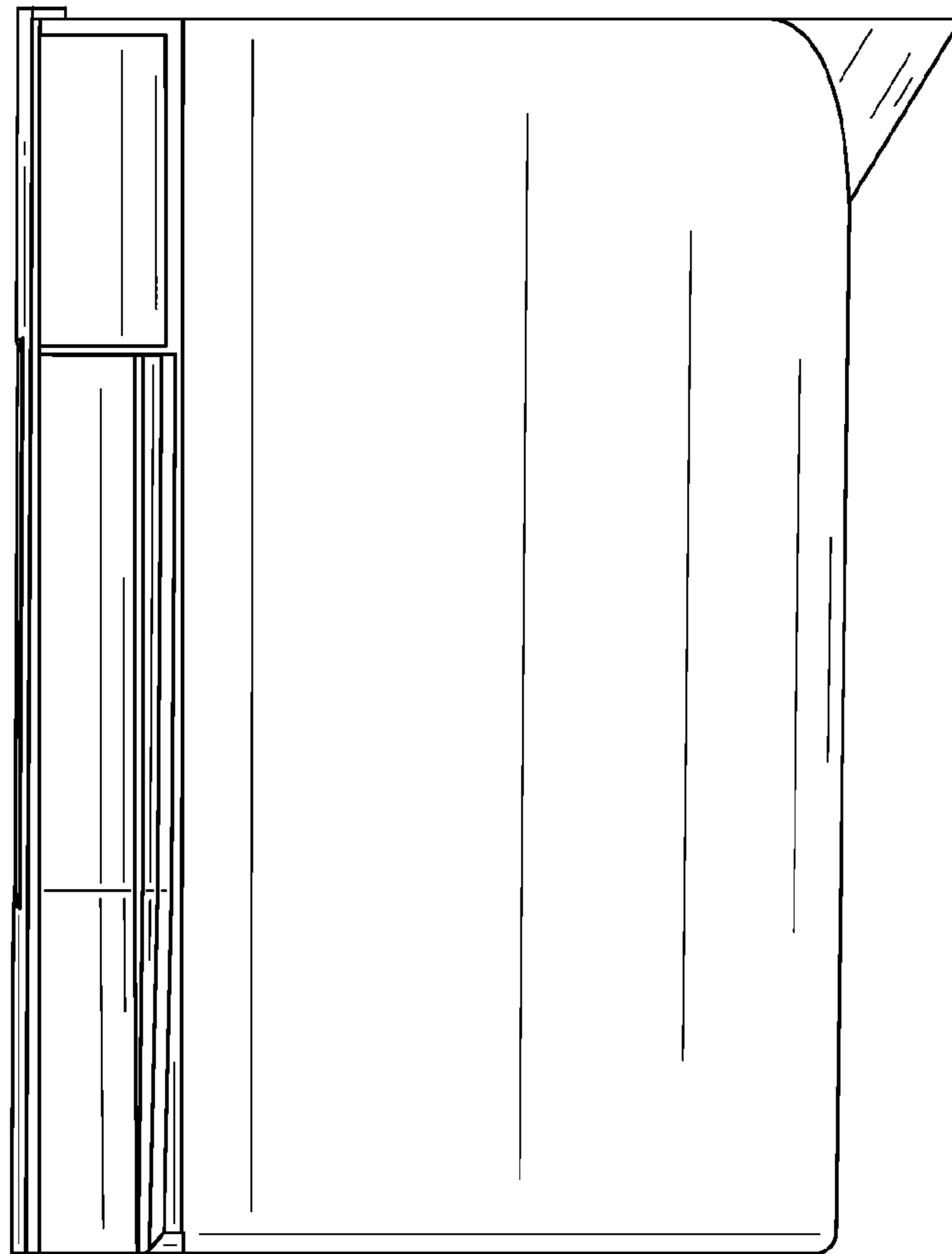


FIG. 4



FIG. 5

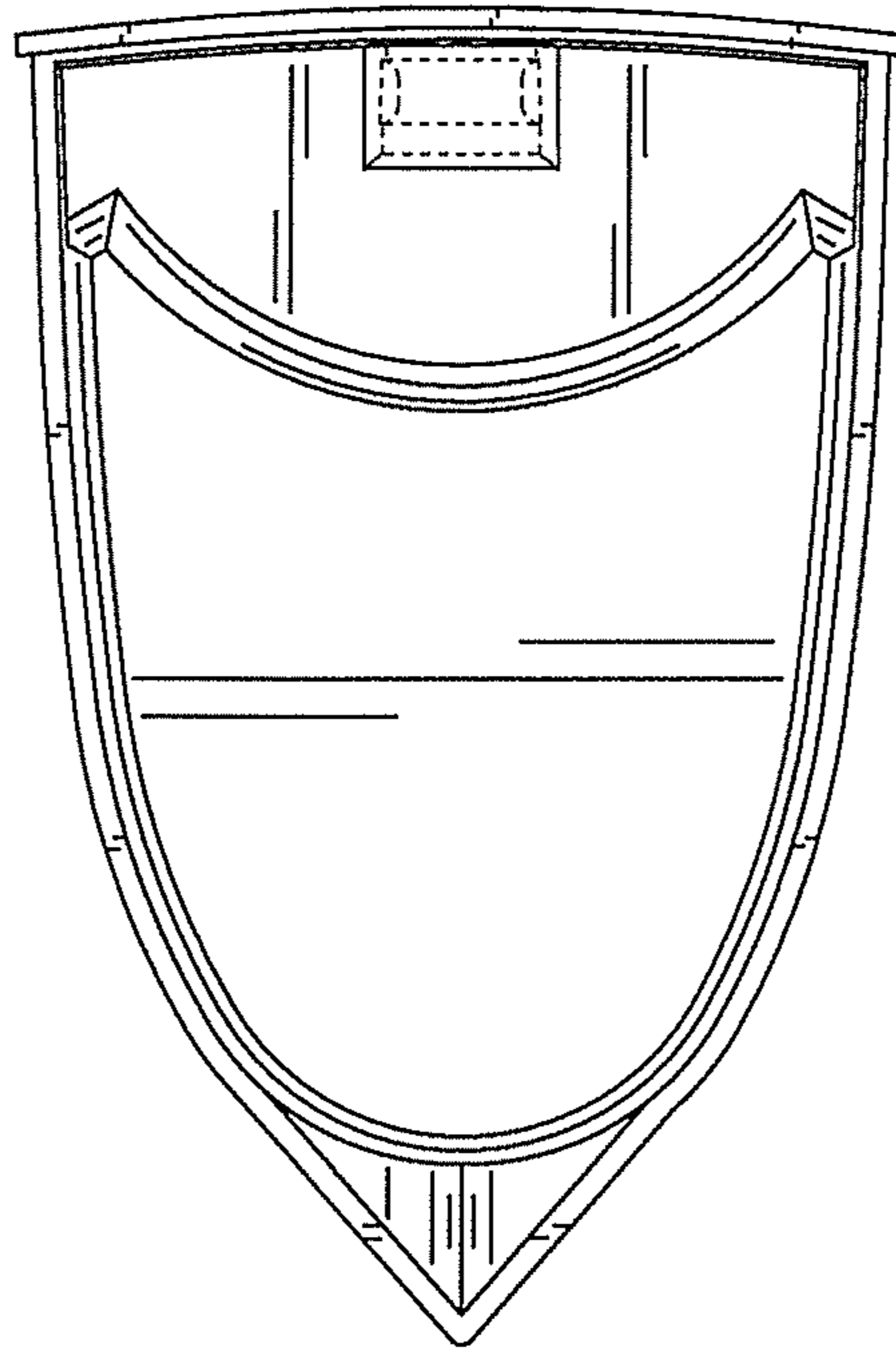


FIG. 6

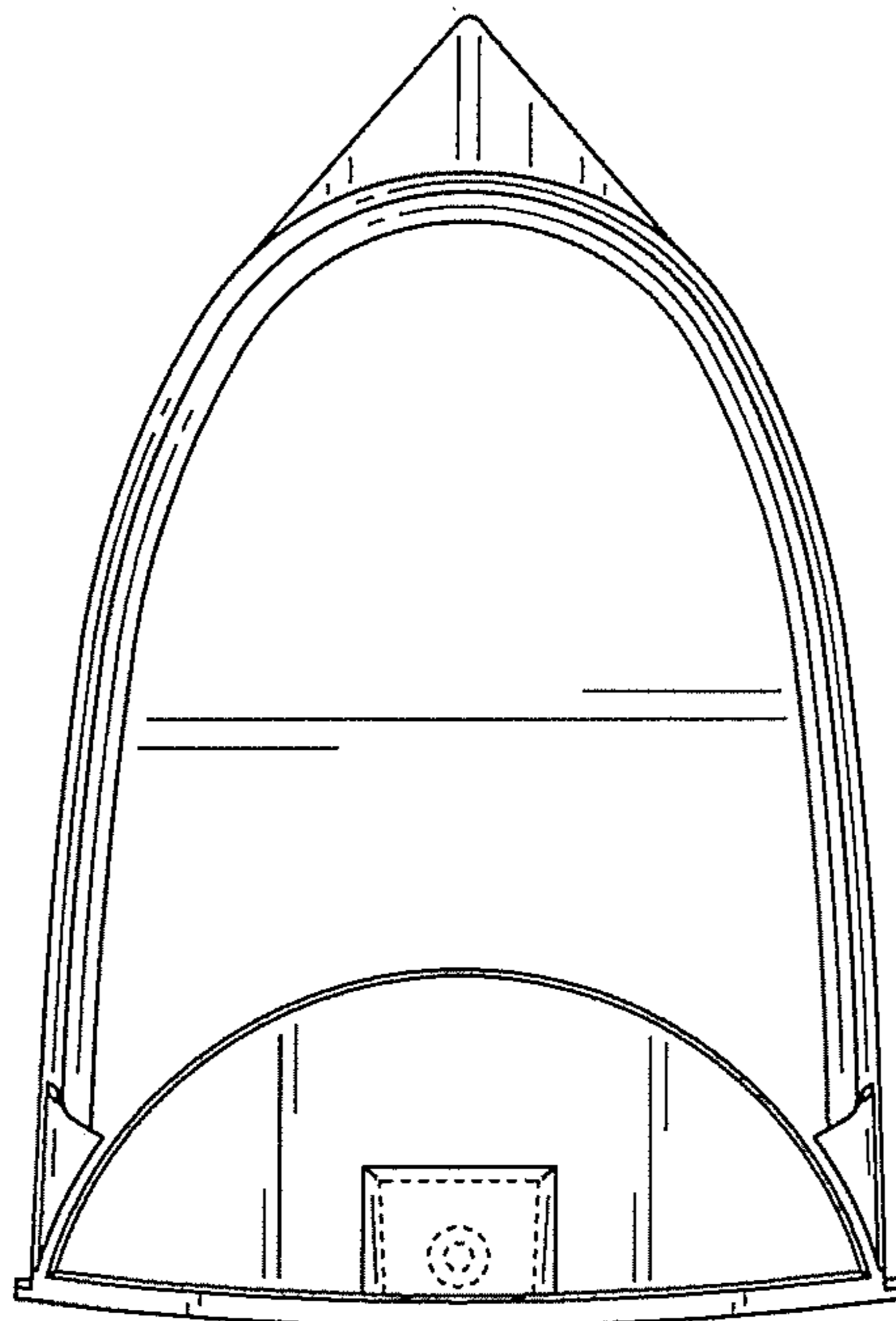


FIG. 7