



US00D690534S

(12) **United States Design Patent**
Meldeau

(10) **Patent No.:** **US D690,534 S**
(45) **Date of Patent:** **** Oct. 1, 2013**

(54) **LUMBAR SUPPORT**

(76) Inventor: **William Brent Meldeau**, Chatsworth,
CA (US)

(**) Term: **14 Years**

(21) Appl. No.: **29/416,766**

(22) Filed: **Mar. 27, 2012**

(51) **LOC (9) Cl.** **06-09**

(52) **U.S. Cl.**
USPC **D6/601**

(58) **Field of Classification Search**
USPC D6/595, 596, 597, 601, 604; 5/420,
5/630, 633, 636, 637, 645, 652-656, 655.9
See application file for complete search history.

(56) **References Cited**

U.S. PATENT DOCUMENTS

2,612,645	A	10/1952	Boland	
3,716,270	A *	2/1973	Frazier	297/452.33
D233,200	S	10/1974	Madl	
D247,149	S	2/1978	Woog	
4,210,322	A	7/1980	Pritchard	
D288,632	S	3/1987	Grimsrud	
D317,840	S	7/1991	Jagdat	
D341,980	S	12/1993	Barker	
5,317,773	A	6/1994	Graebe	

D356,156	S	3/1995	Boland	
D359,870	S *	7/1995	McLaughlin	D6/601
5,474,513	A	12/1995	Carlesimo et al.	
5,647,829	A	7/1997	Rivas	
5,722,923	A	3/1998	Lui	
D405,854	S	2/1999	Grant	
D410,744	S	6/1999	Banister	
D469,648	S *	2/2003	Meldeau	D6/601
7,930,784	B2 *	4/2011	Jew et al.	5/731
8,065,766	B1 *	11/2011	Fierro	5/632

* cited by examiner

Primary Examiner — Janice Seeger

(57) **CLAIM**

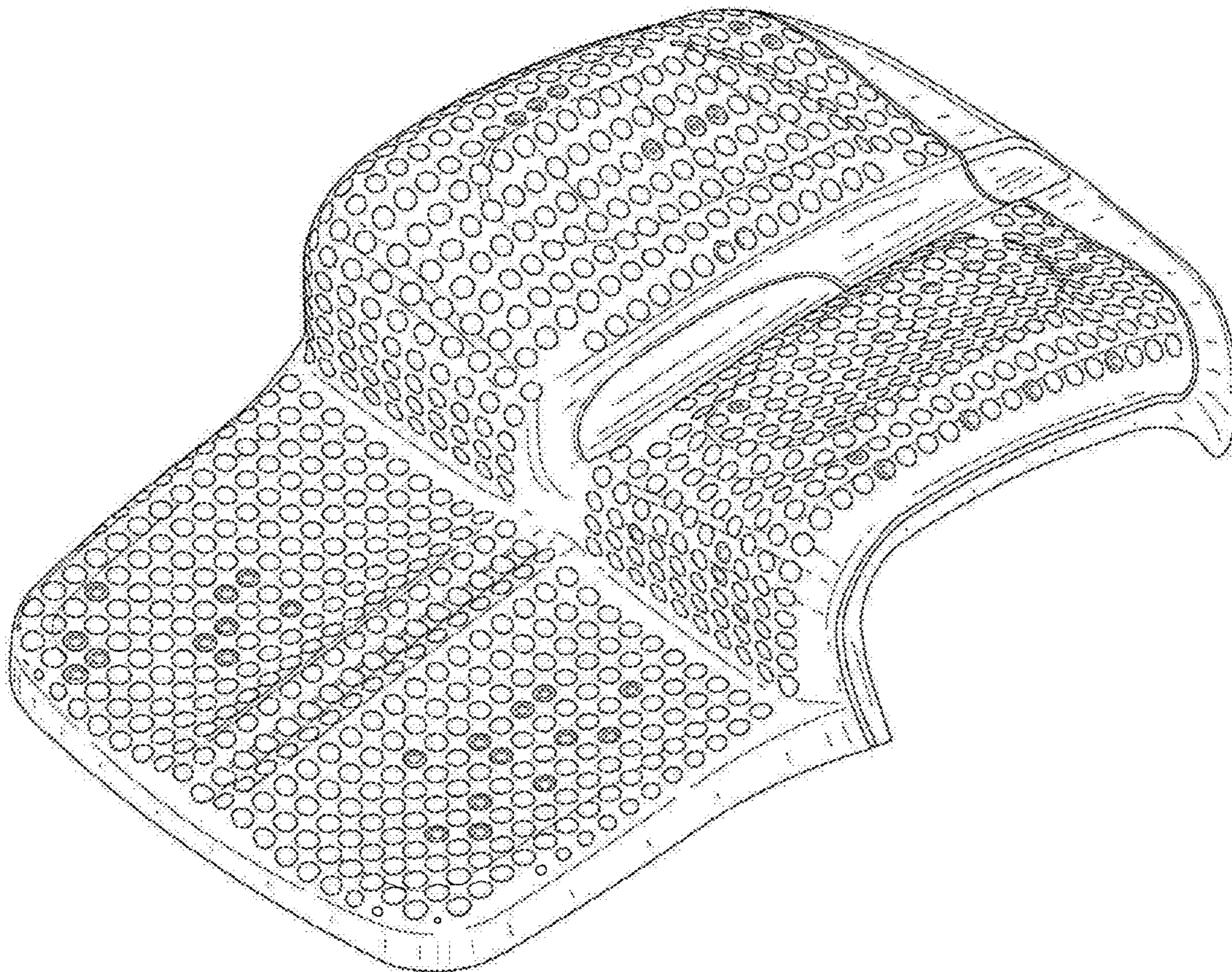
The ornamental design for a lumbar support, as shown and described.

DESCRIPTION

FIG. 1 is a front perspective view showing my new design; FIG. 2 is a top plan view thereof; FIG. 3 is a first side elevational view thereof; FIG. 4 is a side elevational view opposite FIG. 3; FIG. 5 is a rear view thereof; and, FIG. 6 is a front view thereof.

The bottom of the lumbar support forms no part of the claimed design. The broken lines are for environmental purposes only and form no part of the claimed design.

1 Claim, 6 Drawing Sheets



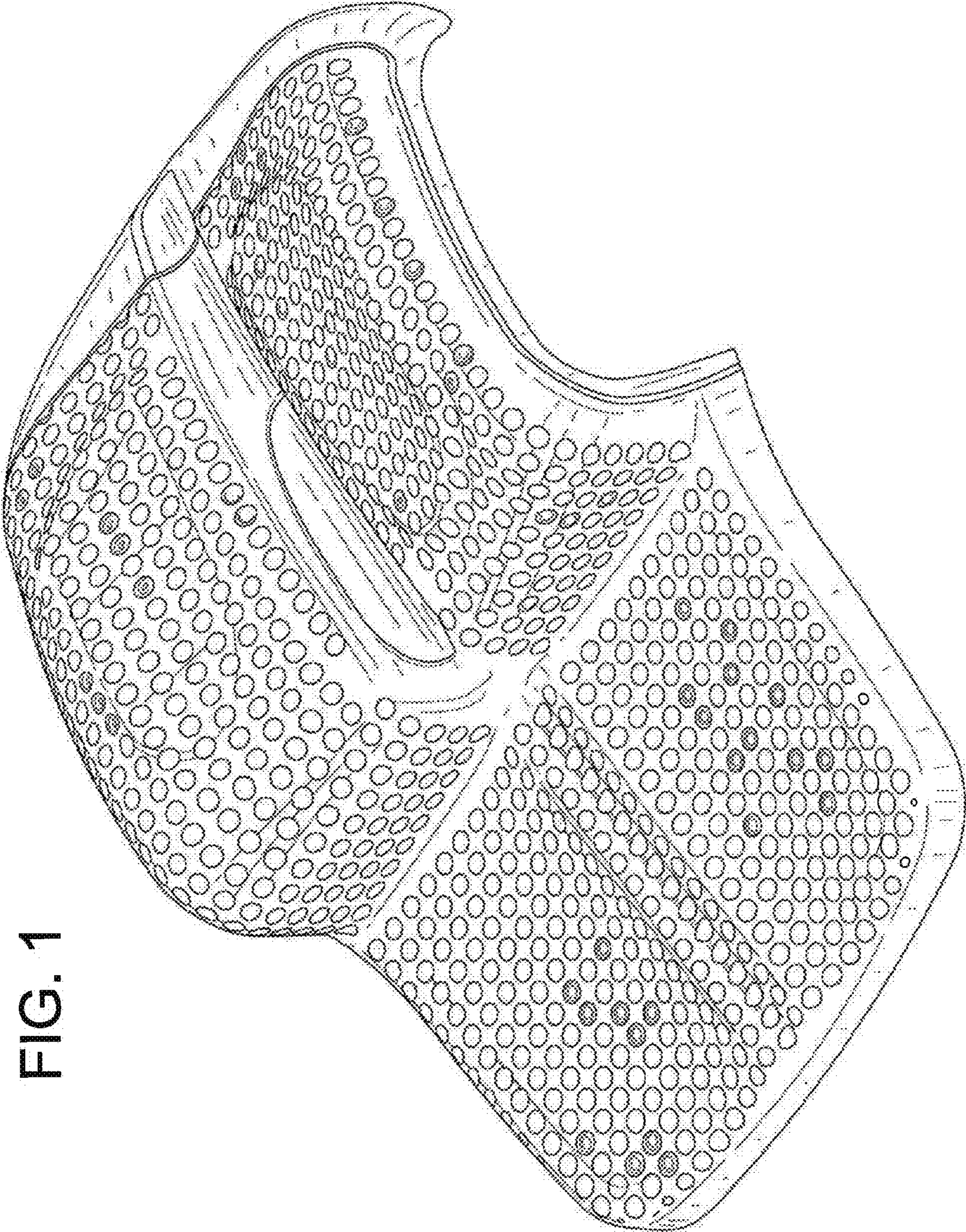


FIG. 1

FIG. 2

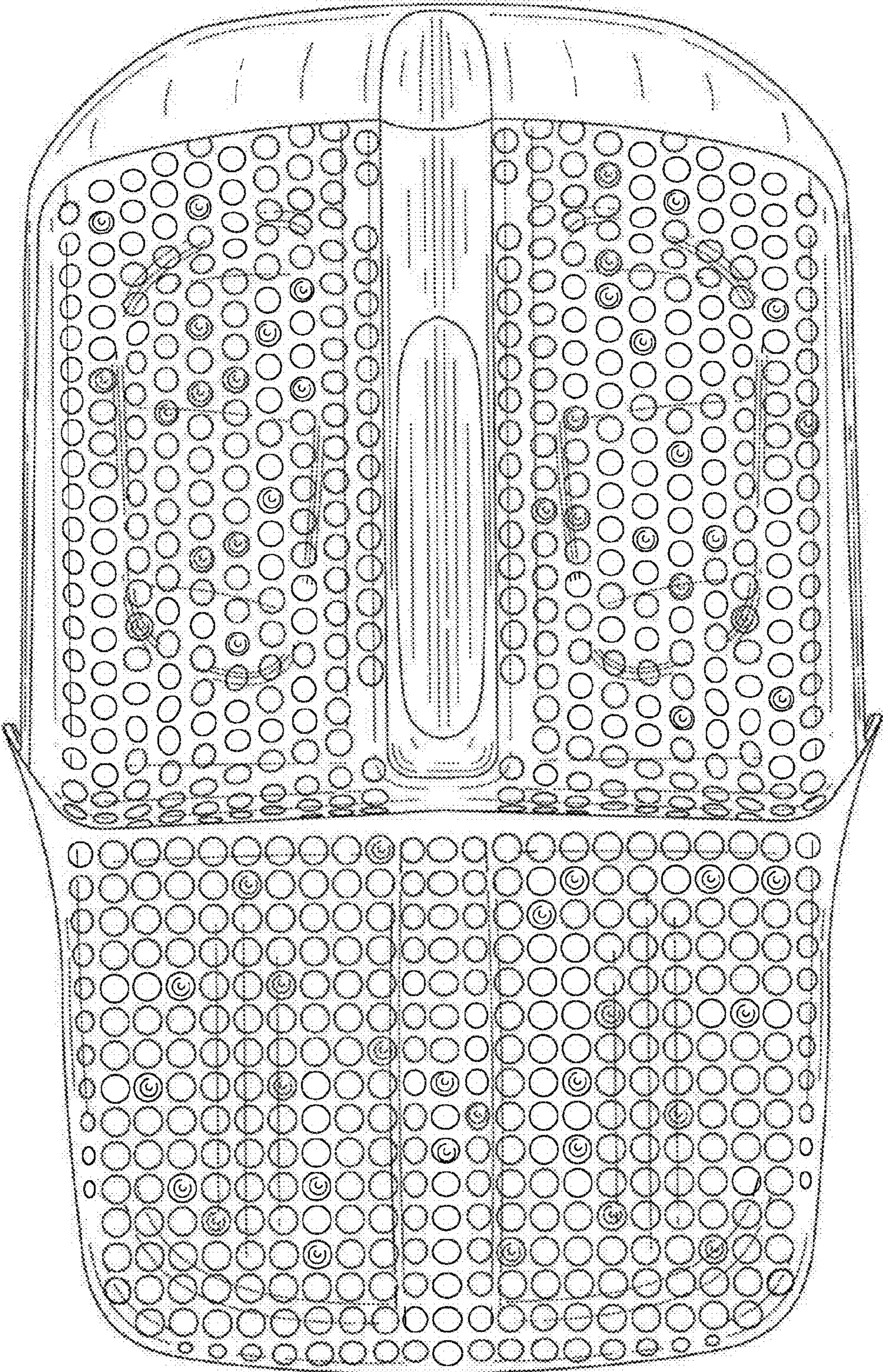


FIG. 3

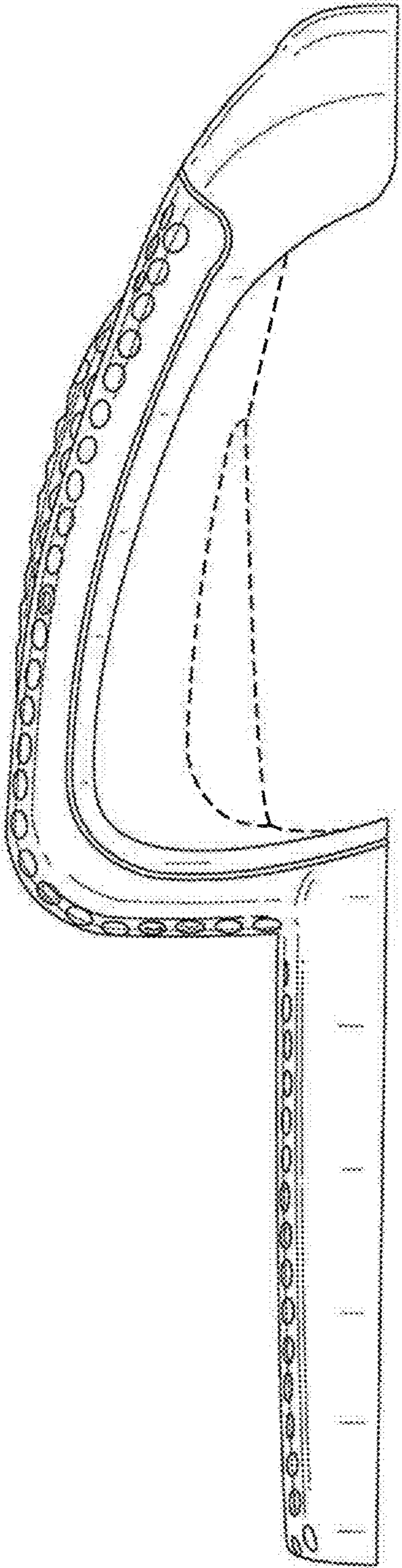


FIG. 4

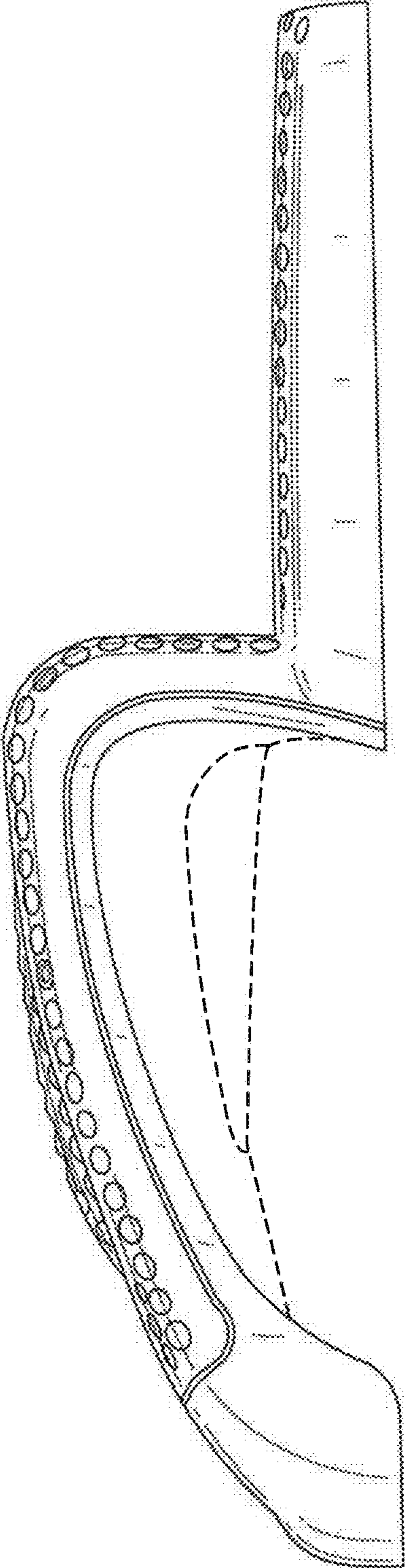


FIG. 5

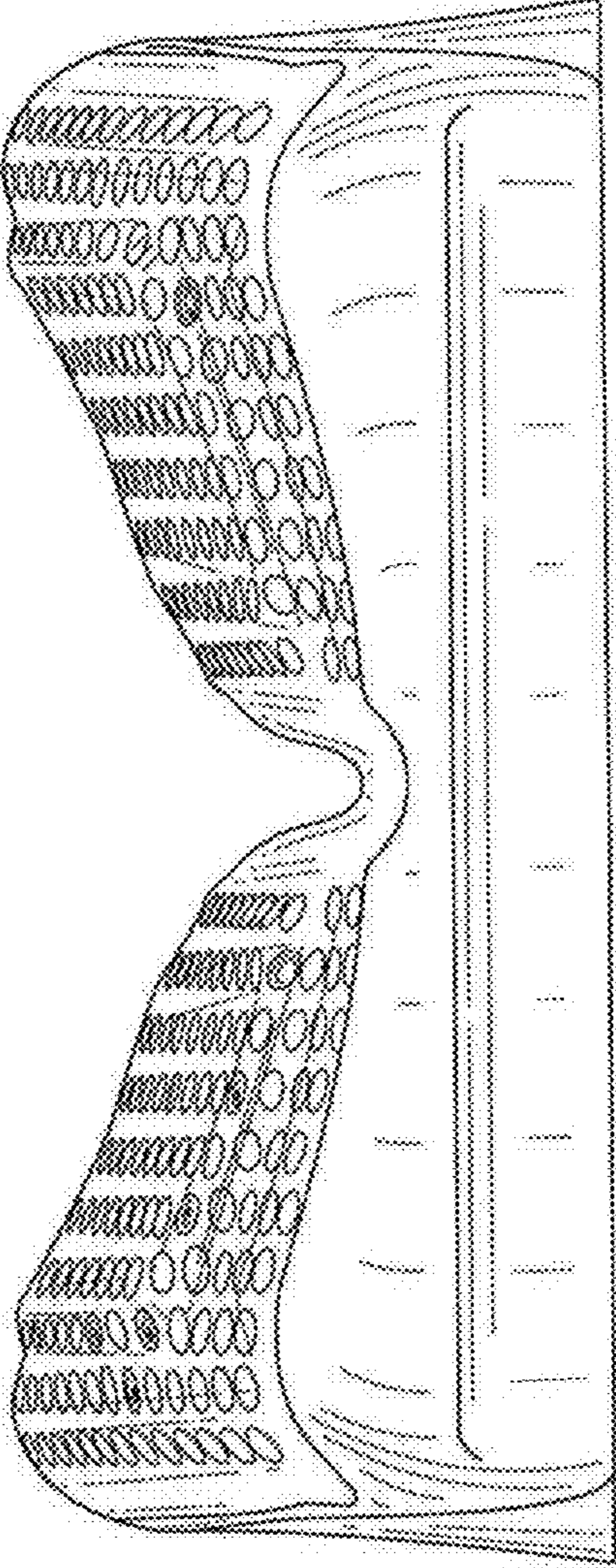


FIG. 6

