



US00D690522S

(12) **United States Design Patent**
Pontiff

(10) **Patent No.:** **US D690,522 S**

(45) **Date of Patent:** **** Oct. 1, 2013**

(54) **ANTI-TIP STOOL**

(76) Inventor: **Ronald A. Pontiff**, New Bern, NC (US)

(**) Term: **14 Years**

(21) Appl. No.: **29/395,330**

(22) Filed: **Jan. 3, 2012**

(51) **LOC (9) Cl.** **06-01**

(52) **U.S. Cl.**
USPC **D6/349**

(58) **Field of Classification Search**
USPC D6/335, 340, 349-355, 495, 500-502;
297/16.1, 175, 187, 195.1, 423.1, 423.11,
297/423.14, 423.16, 461, 462

See application file for complete search history.

(56) **References Cited**

U.S. PATENT DOCUMENTS

D157,319	S	*	2/1950	Bair	D6/349
4,950,033	A	*	8/1990	Anderson	297/461
D339,179	S	*	9/1993	Wilkinson	D21/671
D353,029	S	*	11/1994	Northrop et al.	D30/108
D382,113	S	*	8/1997	DuRapau	D3/274
5,749,555	A	*	5/1998	Albrecht	248/346.01
D424,821	S	*	5/2000	Humeston	D6/349

D441,206	S	*	5/2001	Olofson	D6/351
D557,910	S	*	12/2007	Saunders et al.	D6/350
D650,184	S	*	12/2011	Hsu	D6/349
D663,492	S	*	7/2012	Haaf et al.	D30/160
D668,070	S	*	10/2012	Kim	D6/353

* cited by examiner

Primary Examiner — Susan Bennett Hattan

Assistant Examiner — Vy Koenig

(74) *Attorney, Agent, or Firm* — Leason Ellis LLP

(57) **CLAIM**

The ornamental design for an anti-tip stool, as shown and described.

DESCRIPTION

FIG. 1 is a isometric view of an anti-tip stool showing the new design;

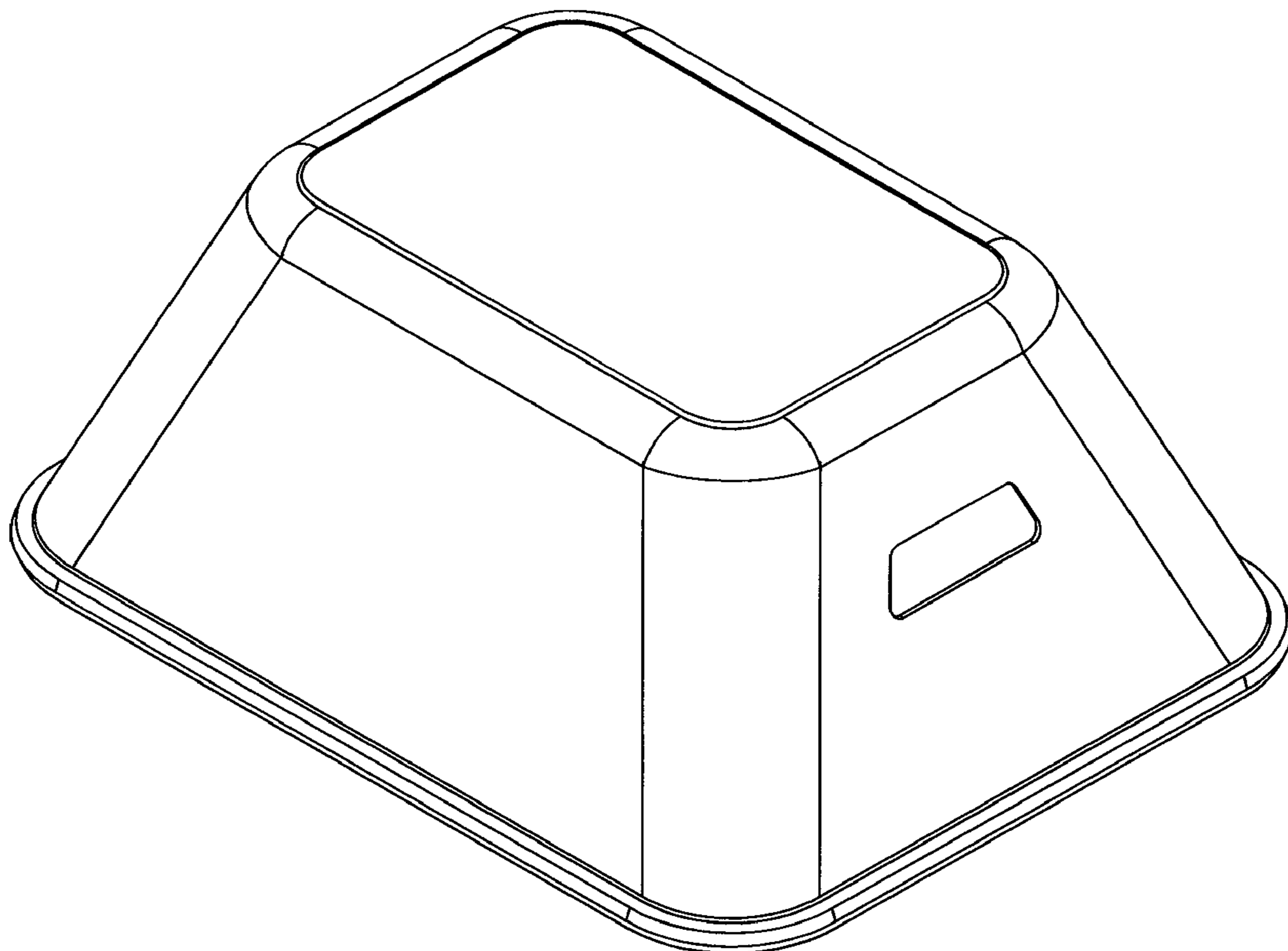
FIG. 2 is a front view thereof;

FIG. 3 is a top view thereof; and,

FIG. 4 is an end view thereof.

The present invention is an anti-tip stool having angled sides. The handles of the anti-tip stool are shown in broken lines and represent environmental features that form no part of the claimed design.

1 Claim, 4 Drawing Sheets



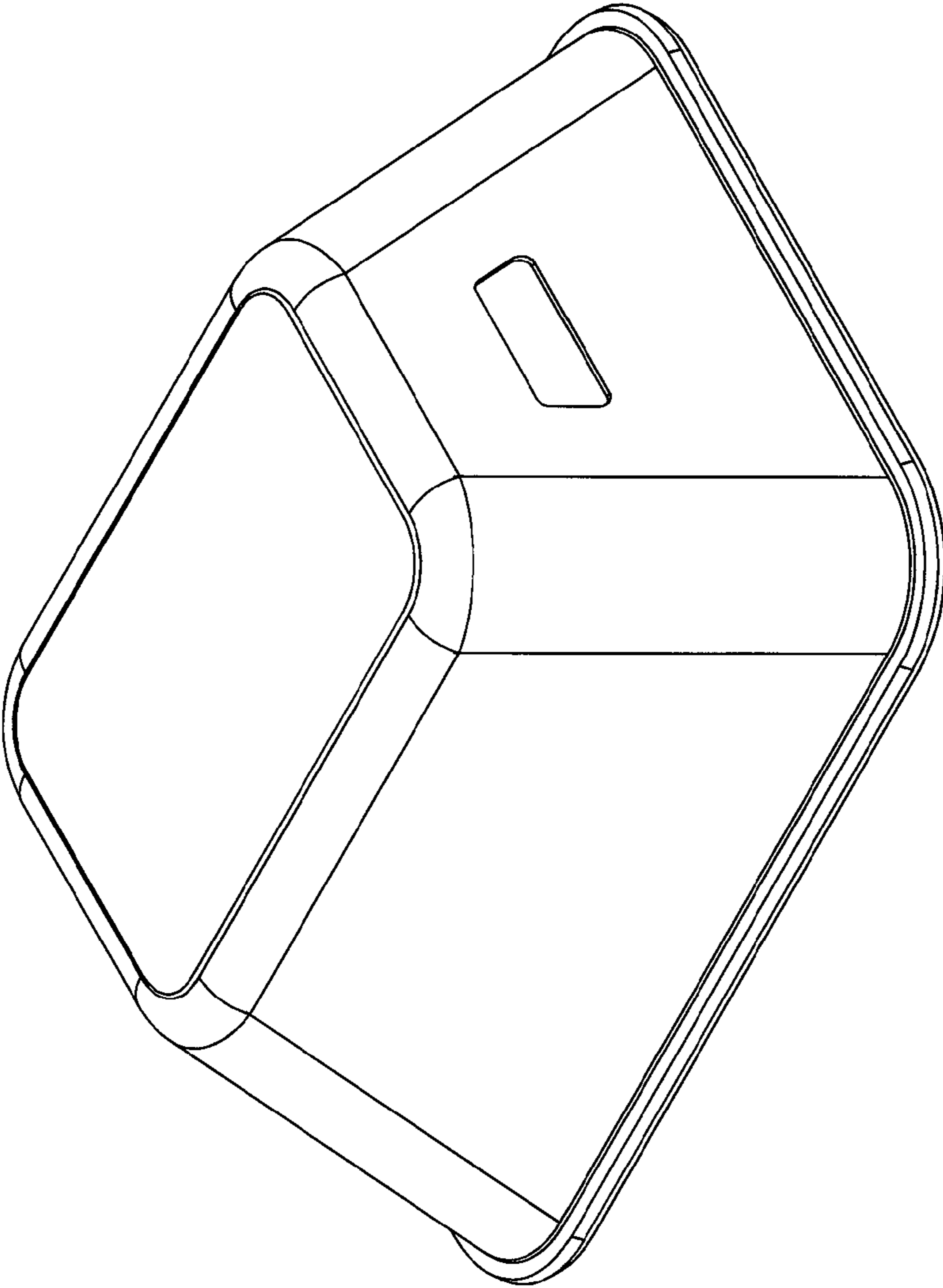


FIG. 1




FIG. 2

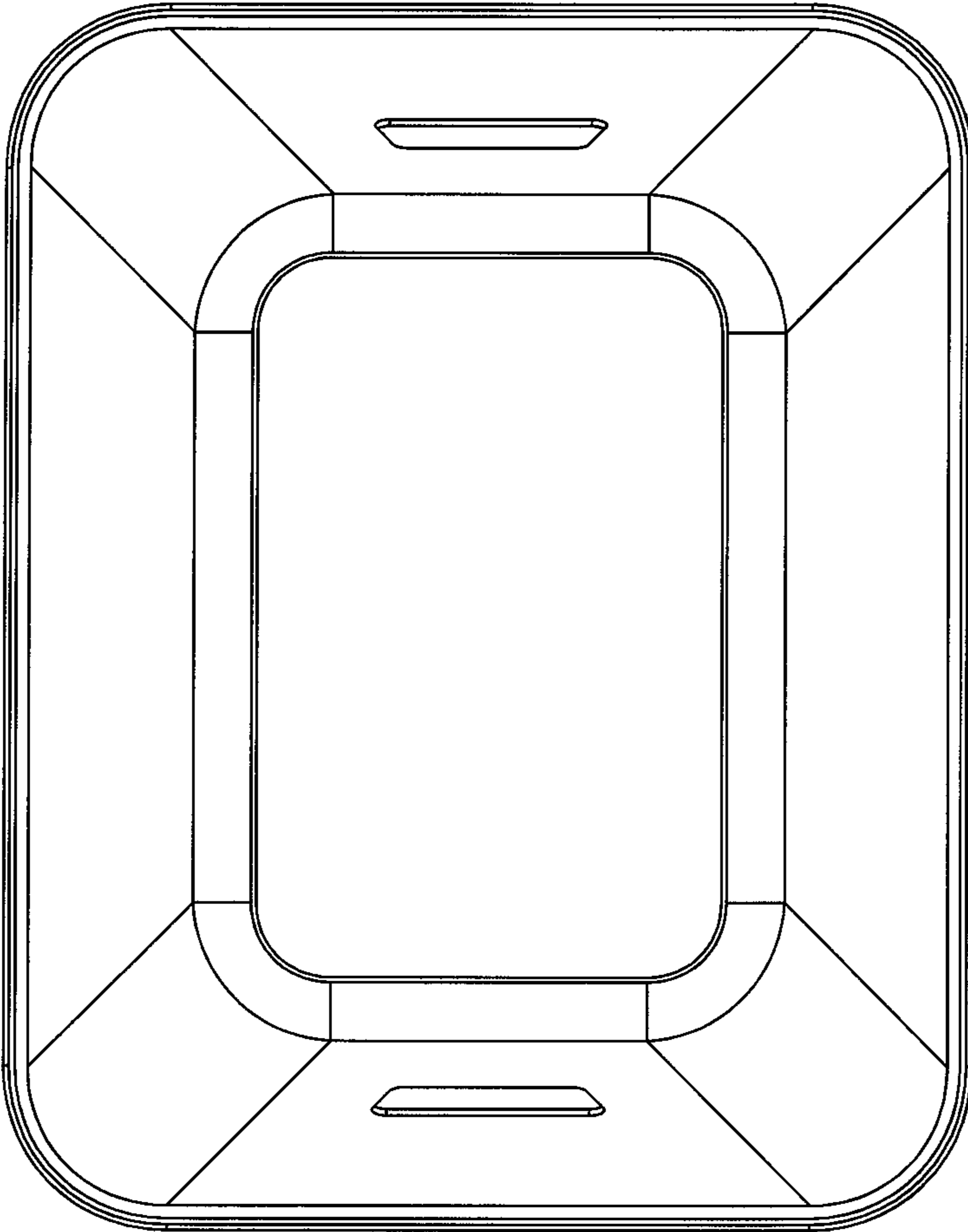


FIG. 3

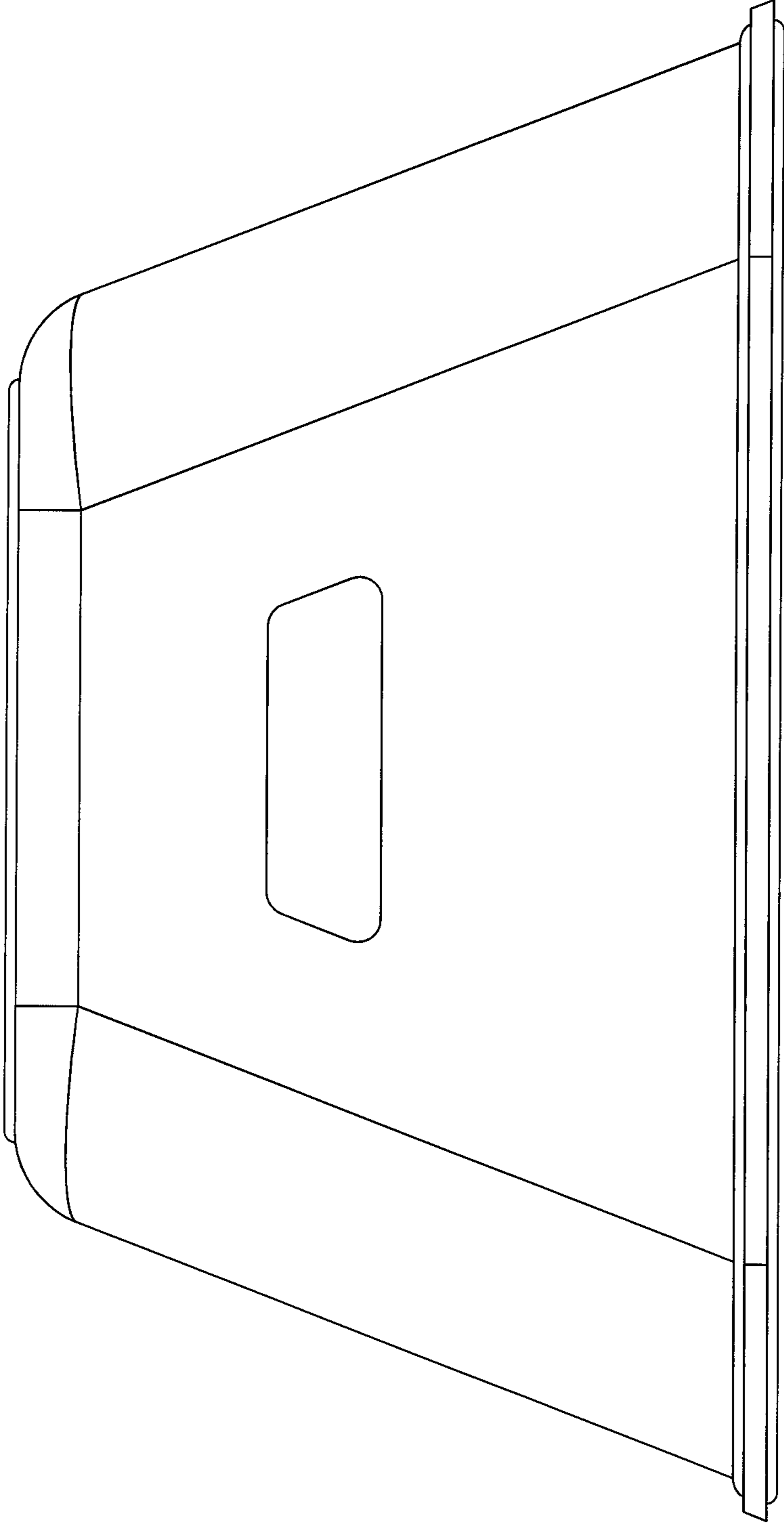


FIG. 4