



US00D690520S

(12) **United States Design Patent**
Canaphany et al.

(10) **Patent No.:** **US D690,520 S**

(45) **Date of Patent:** **** Oct. 1, 2013**

(54) **STANDING DISPLAY**

(75) Inventors: **Ralph Canaphany**, Guang Zhou (CN);
Farah Awada, Nokomis, FL (US)

(73) Assignee: **Brandstand America, Inc.**, Nokomis,
FL (US)

(**) Term: **14 Years**

(21) Appl. No.: **29/404,565**

(22) Filed: **Oct. 21, 2011**

(51) **LOC (9) Cl.** **20-02**

(52) **U.S. Cl.**
USPC **D6/329**

(58) **Field of Classification Search**
USPC D6/329, 332, 643, 648, 672, 673,
D6/675; 211/134, 153, 13.1, 85.21, 49.1,
211/50, 85.1, 85.2, 44, 169; D3/903, 205,
D3/280, 304, 313; 108/92-93, 59, 60;
312/114, 117, 126, 108, 204, 234, 265.4,
312/210, 194-195; 40/606.01, 606.12, 604,
40/714, 721, 700, 539, 605, 624, 610, 584,
40/446, 1; D19/59; D10/15, 24; 206/488,
206/486, 424, 425; 248/441.1, 473, 451,
248/127, 176.1; D25/58; 52/239, 270, 220.7,
52/36.4, 36.1, 633, 782.1, 481.2; 160/135,
160/351, 130

See application file for complete search history.

(56) **References Cited**

U.S. PATENT DOCUMENTS

D257,601 S *	12/1980	Cyplik	D6/332
D405,976 S *	2/1999	Beall	D6/396
D408,929 S *	4/1999	Fear et al.	D25/58
D415,901 S *	11/1999	Arko et al.	D6/332
D449,169 S *	10/2001	Bennie et al.	D6/332
D481,546 S *	11/2003	Dowd	D6/332
D559,564 S *	1/2008	Bakker et al.	D6/332
D576,683 S *	9/2008	Frey	D20/10
D599,121 S *	9/2009	White et al.	D6/332
D668,461 S *	10/2012	Kinder	D6/332

* cited by examiner

Primary Examiner — Caron D Veynar

Assistant Examiner — Abraham Bahta

(74) *Attorney, Agent, or Firm* — Shumaker, Loop &
Kendrick, LLP

(57) **CLAIM**

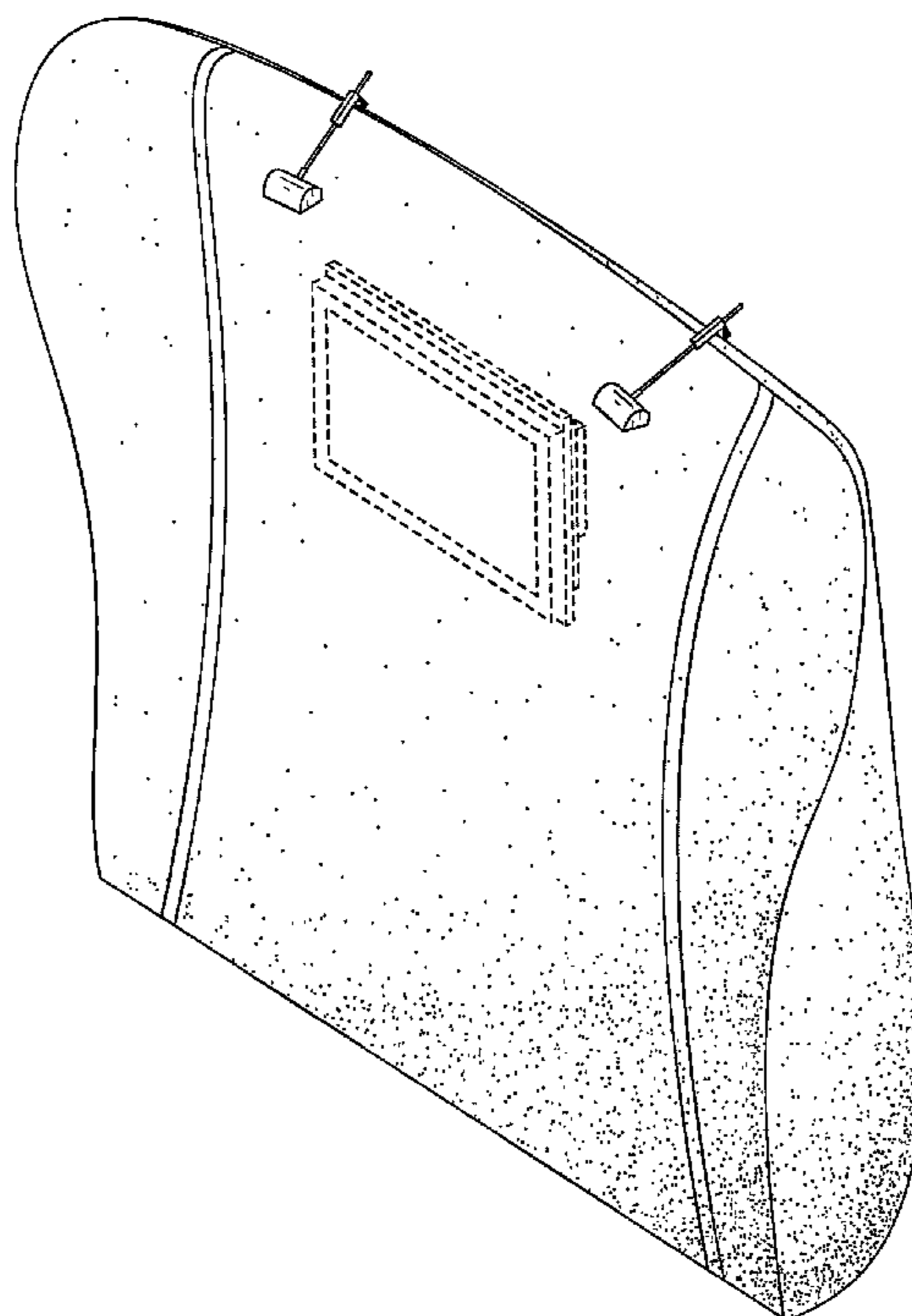
The ornamental design for a standing display, as shown and described.

DESCRIPTION

FIG. 1 is an elevated perspective view of a standing display showing our new design;
FIG. 2 is a front view thereof;
FIG. 3 is a rear view thereof;
FIG. 4 is a left side view thereof;
FIG. 5 is a right side view thereof;
FIG. 6 is a top view thereof; and,
FIG. 7 is a bottom view thereof.

The broken line showing of a flat screen display is included for the purpose of illustrating environment and forms no part of the claimed design.

1 Claim, 5 Drawing Sheets



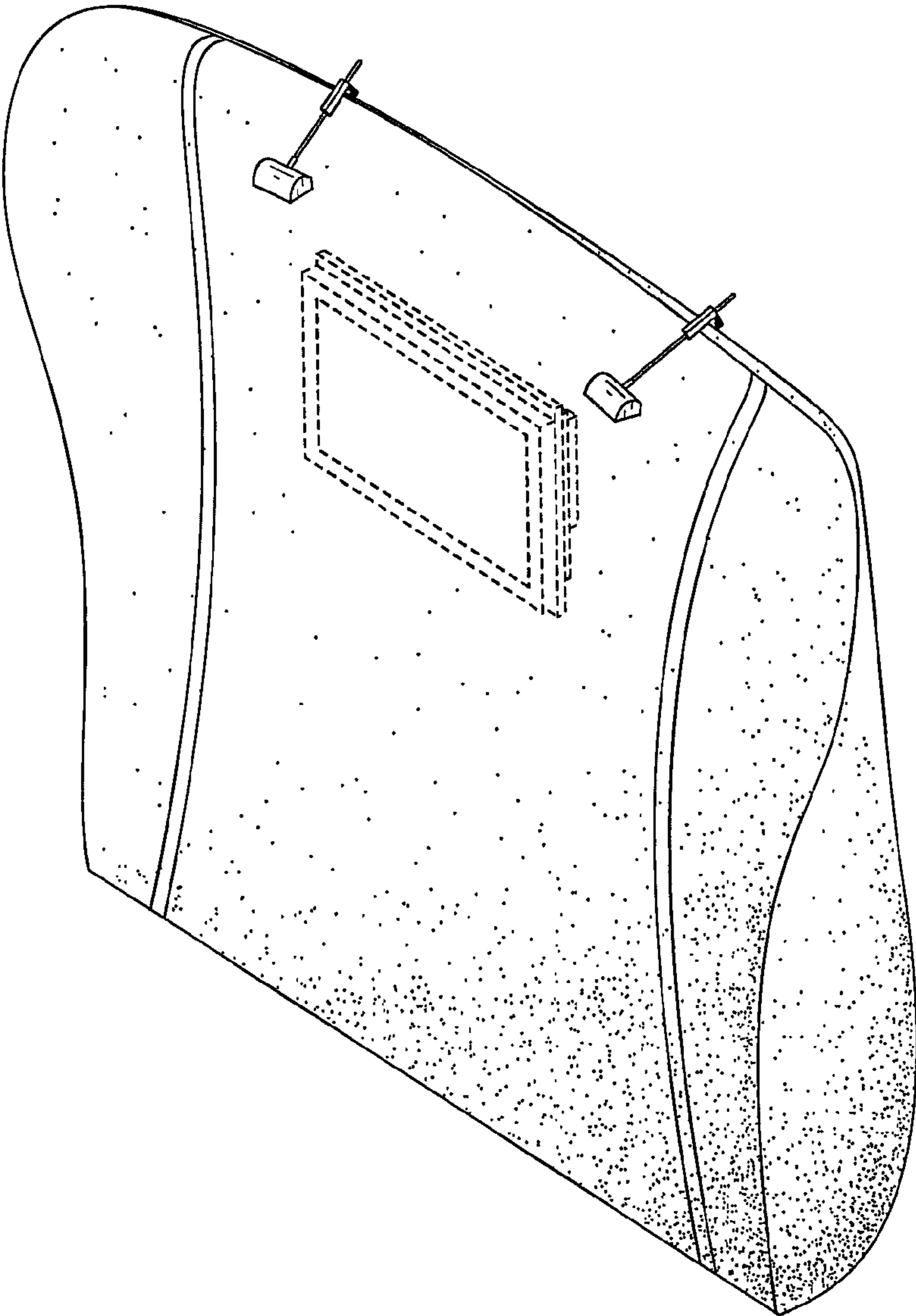


FIG. 1

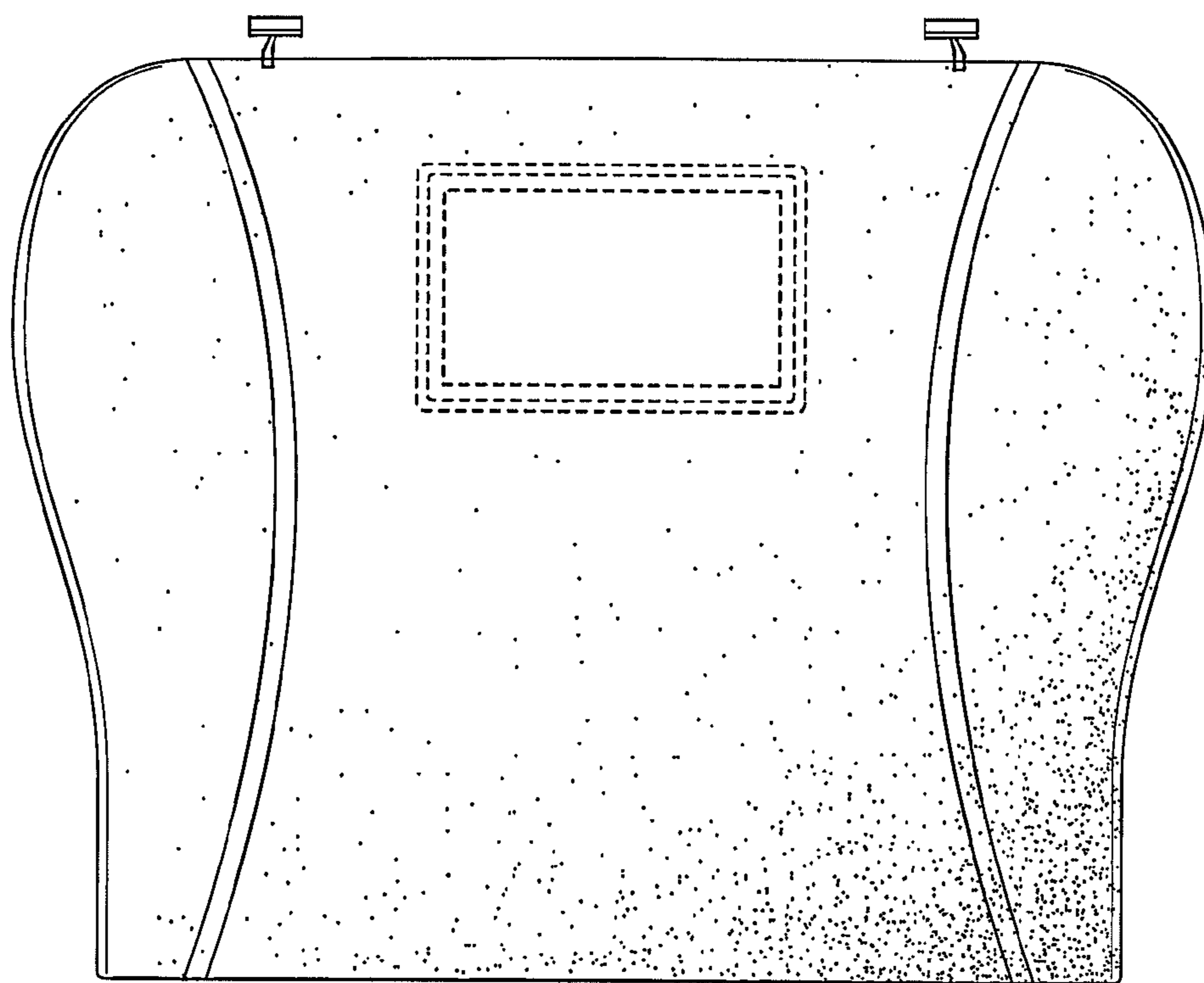


FIG. 2

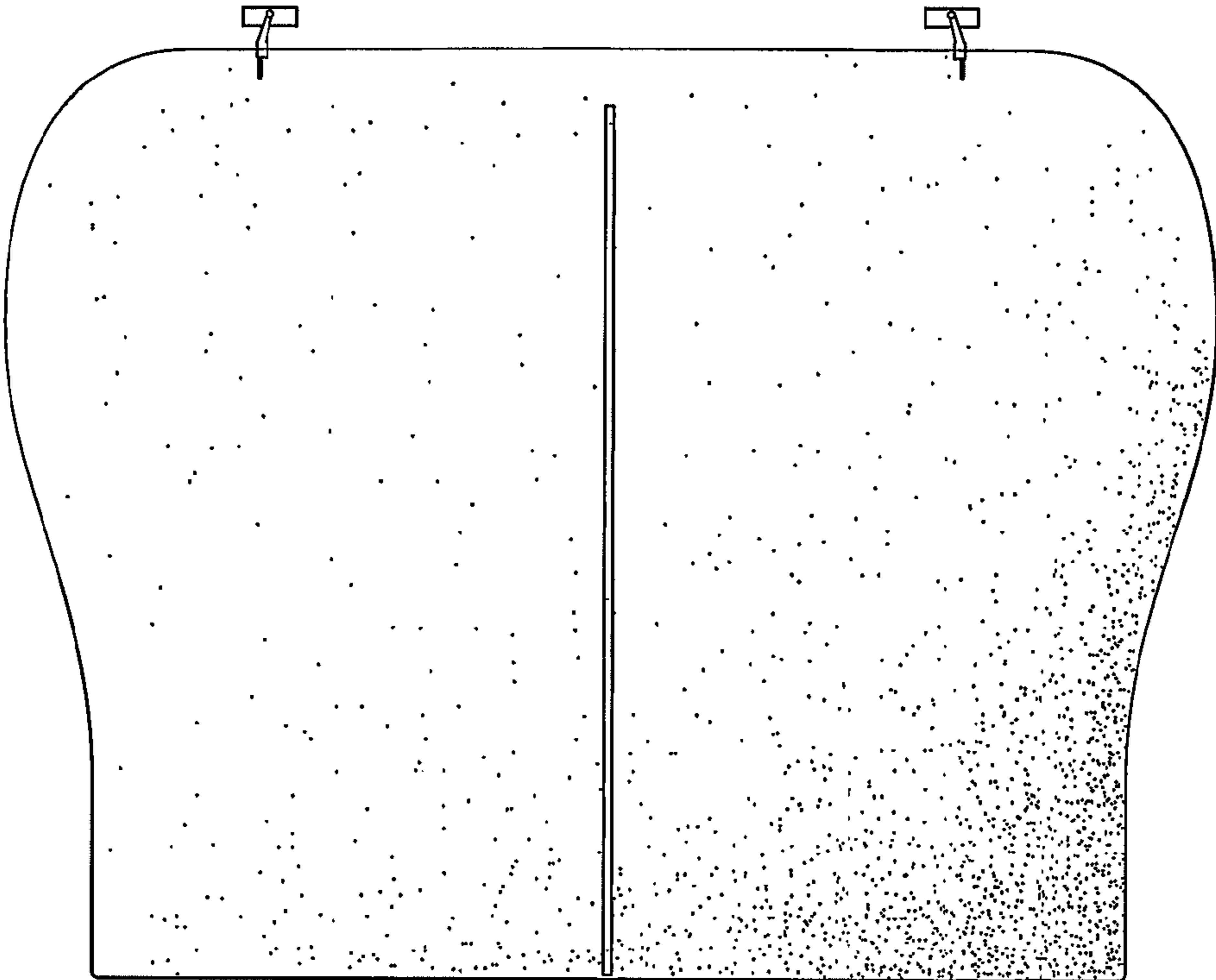


FIG. 3

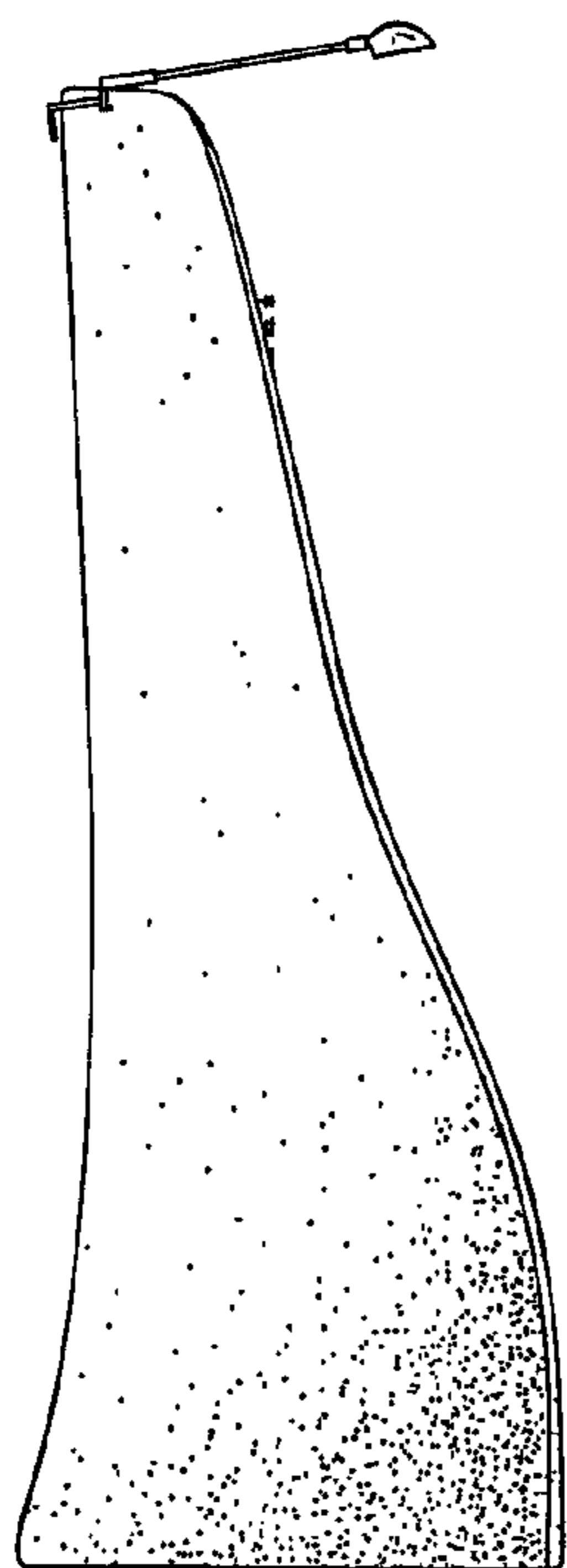


FIG. 4

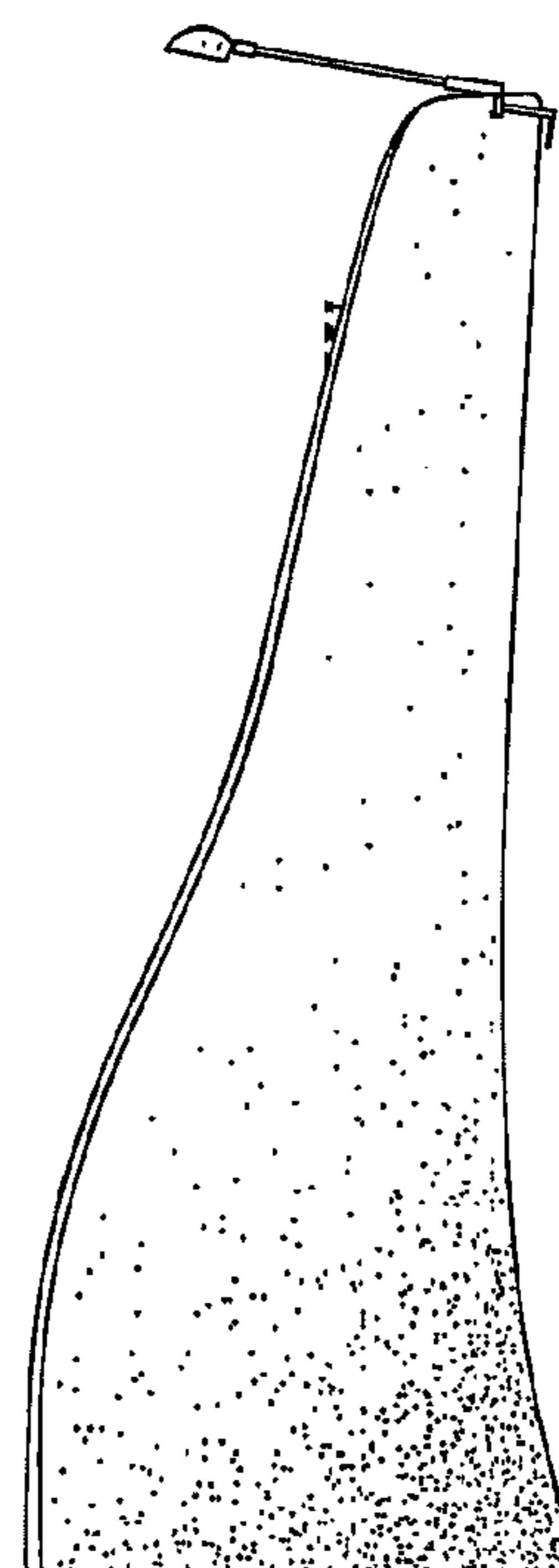


FIG. 5

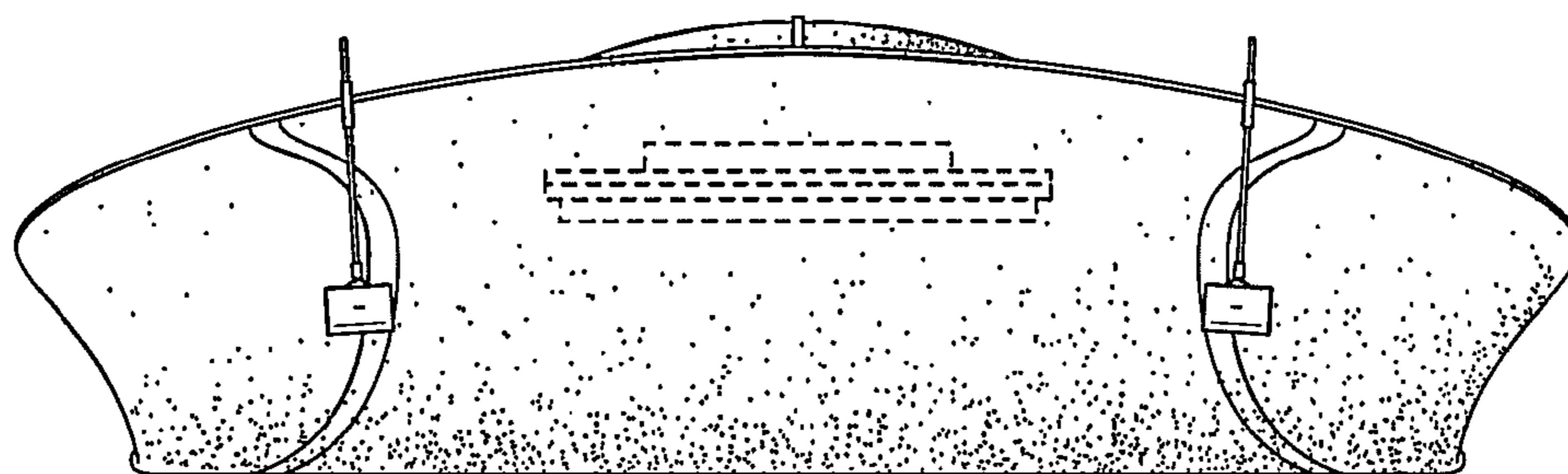


FIG. 6

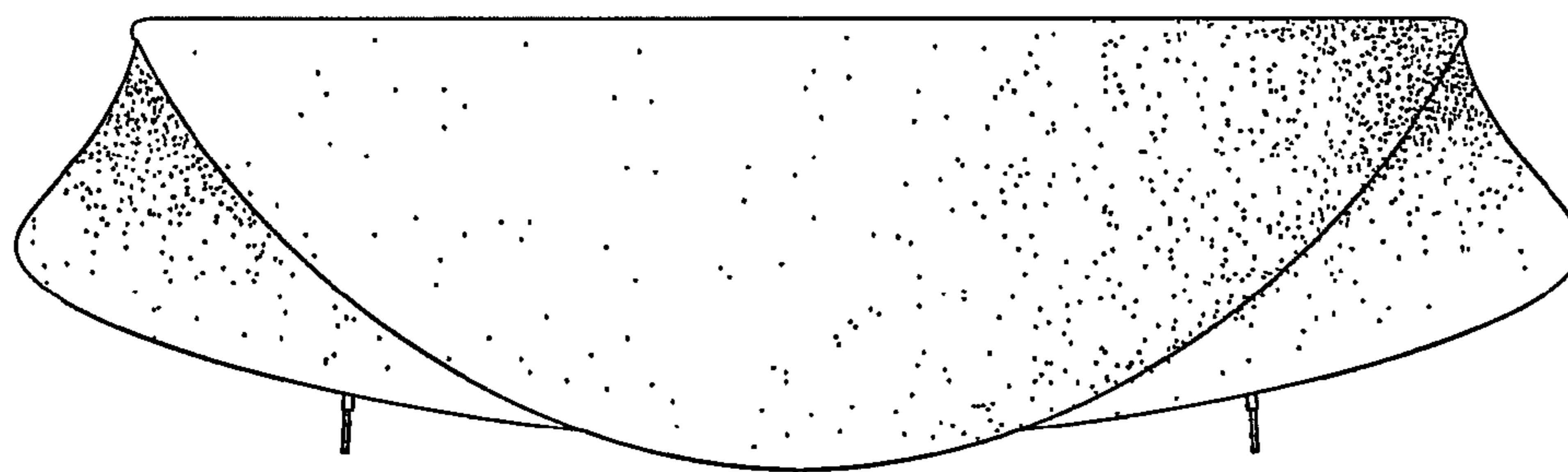


FIG. 7