



US00D690515S

(12) **United States Design Patent**  
**Gatzemeyer et al.**

(10) **Patent No.:** **US D690,515 S**

(45) **Date of Patent:** **\*\* Oct. 1, 2013**

(54) **ORAL CARE IMPLEMENT ACCESSORY**

(75) Inventors: **John J. Gatzemeyer**, Hillsborough, NJ (US); **Joseph E. Fattori**, East Sandwich, MA (US)

(73) Assignee: **Colgate-Palmolive Company**, New York, NY (US)

(\*\*) Term: **14 Years**

(21) Appl. No.: **29/381,528**

(22) Filed: **Dec. 20, 2010**

(51) **LOC (9) Cl.** ..... **04-02**

(52) **U.S. Cl.**

USPC ..... **D4/101; D4/108**

(58) **Field of Classification Search**

USPC ..... D4/101, 104–112; 15/167.1, 167.2, 15/176.1, 207.2; 132/308–311; 601/139, 601/141, 142; 606/161

See application file for complete search history.

(56) **References Cited**

U.S. PATENT DOCUMENTS

6,421,865	B1 *	7/2002	McDougall	15/22.1
D464,799	S *	10/2002	Crossman et al.	D4/104
6,536,066	B2 *	3/2003	Dickie	15/22.1
D475,855	S *	6/2003	Fattori et al.	D4/101
D485,439	S *	1/2004	Breit	D4/101
D527,905	S *	9/2006	Winkler	D4/101
7,269,872	B2 *	9/2007	Fattori et al.	15/22.1
D576,798	S *	9/2008	Moskovich	D4/108
7,552,497	B2 *	6/2009	Gatzemeyer et al.	15/22.1
D611,254	S *	3/2010	Lee	D4/108

7,861,350	B2 *	1/2011	Brown et al.	15/22.1
2004/0255416	A1	12/2004	Hohlbein	
2006/0026784	A1	2/2006	Moskovich et al.	
2006/0165995	A1	7/2006	Im et al.	
2006/0174431	A1 *	8/2006	Nanda	15/22.1
2007/0101525	A1	5/2007	Hohlbein	
2008/0189888	A1	8/2008	Hohlbein	

\* cited by examiner

*Primary Examiner* — Melanie H Tung

*Assistant Examiner* — Lavone D Tabor

(74) *Attorney, Agent, or Firm* — Ryan M. Flandro

(57) **CLAIM**

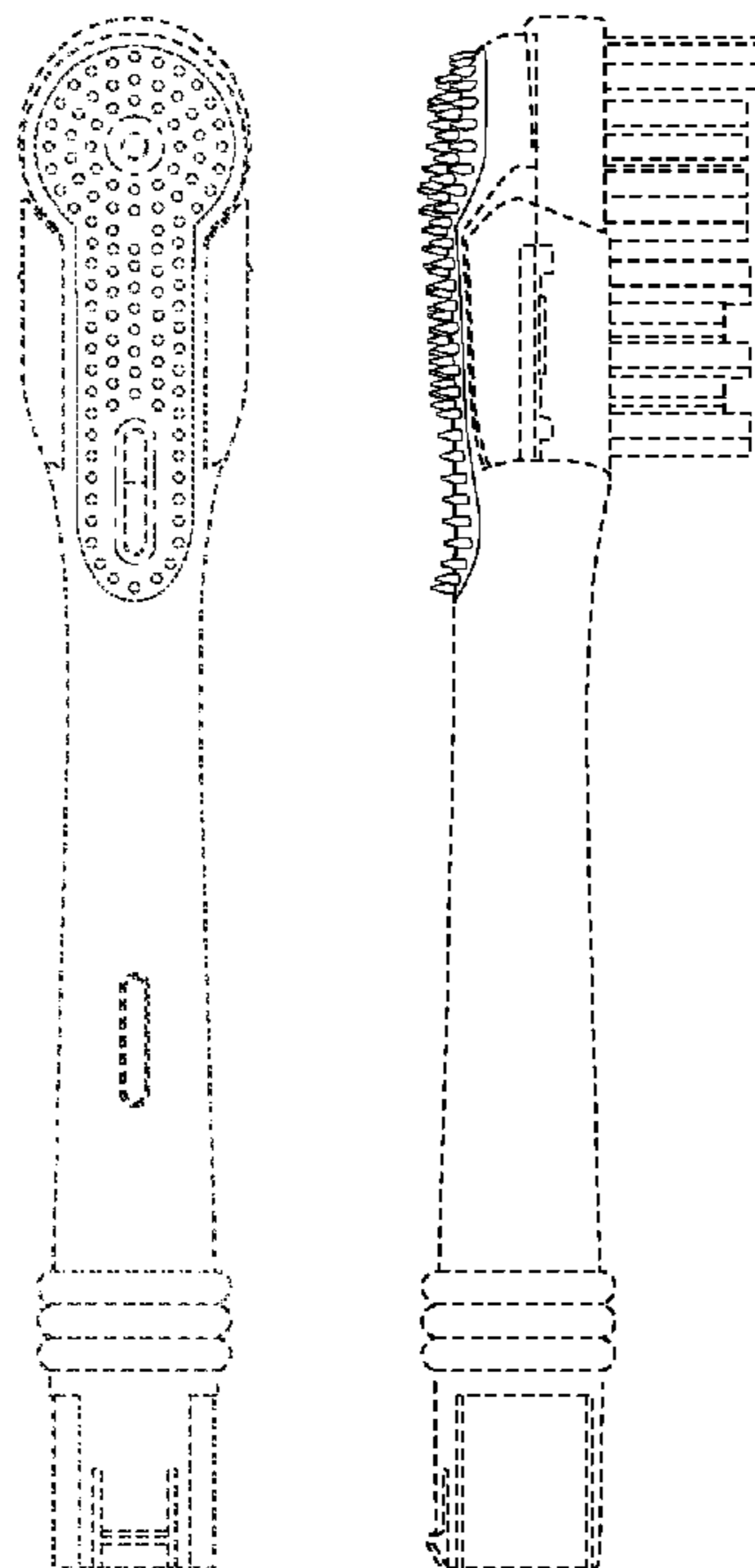
The ornamental design for an oral care implement accessory, as shown and described.

**DESCRIPTION**

FIG. 1 is a front left perspective view of an oral care implement accessory according to the new design; FIG. 2 is a front right perspective view thereof; FIG. 3 is a rear right perspective view thereof; FIG. 4 is a rear left perspective view thereof; FIG. 5 is a front view thereof; FIG. 6 is a rear view thereof; FIG. 7 is a left side view thereof; FIG. 8 is a right side view thereof; FIG. 9 is a top view thereof; and, FIG. 10 is a bottom view thereof.

The portions of the oral care implement accessory illustrated in broken lines form no part of the claimed design. The dash-dot-dash broken lines shown in FIGS. 3, 4 and 6 represent the bounds of the claim and form no part thereof.

**1 Claim, 5 Drawing Sheets**






FIG. 1

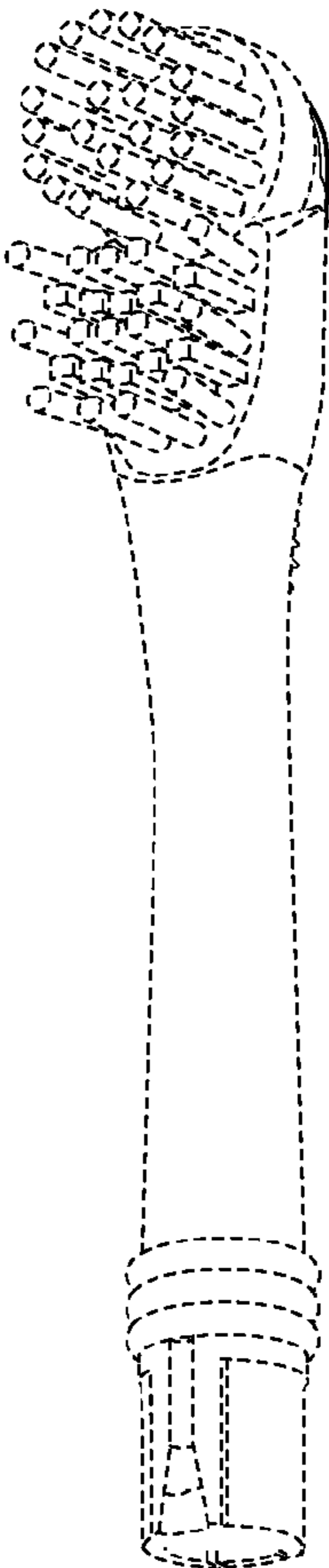


FIG. 2

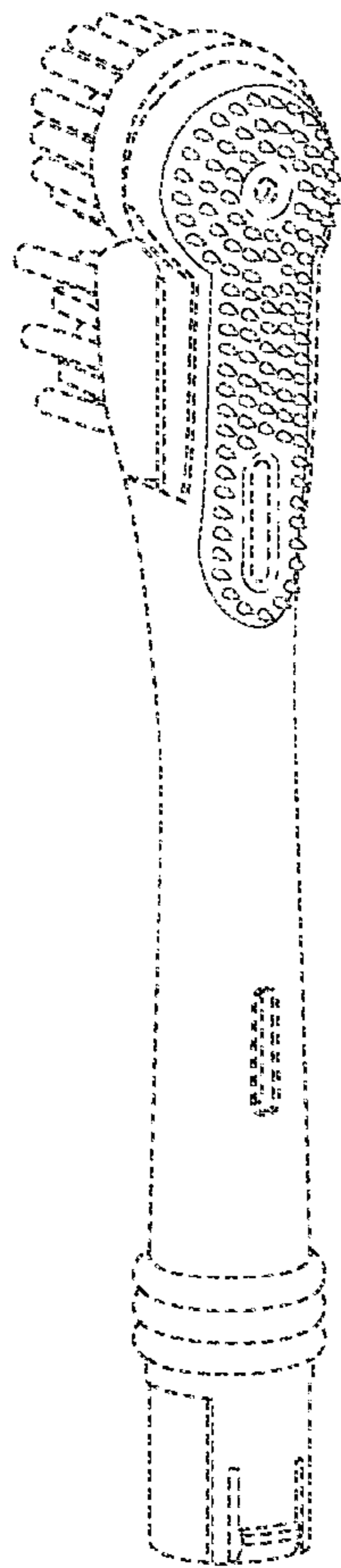


FIG. 3




FIG. 4




FIG. 5




FIG. 6




FIG. 7




FIG. 8

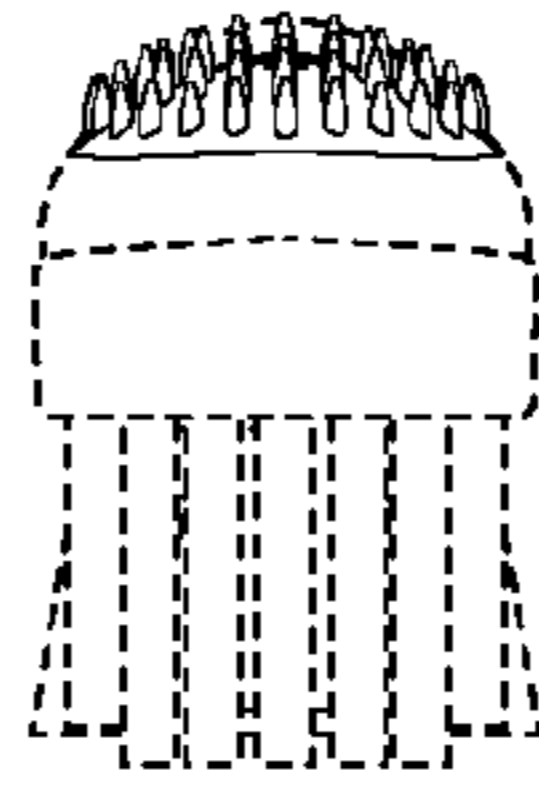


FIG. 9

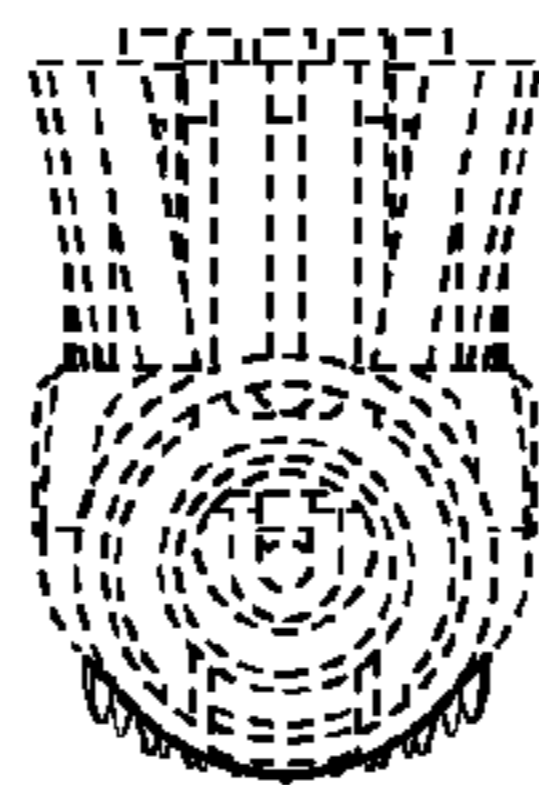


FIG. 10