



US00D690501S

(12) **United States Design Patent**
Yetts

(10) **Patent No.:** **US D690,501 S**

(45) **Date of Patent:** **** Oct. 1, 2013**

(54) **FOLDABLE WATER BOTTLE**

(75) **Inventor:** **Stuart Yetts, Palmer, MA (US)**

(73) **Assignee:** **Fourstar Group Inc. (TW)**

(**) **Term:** **14 Years**

(21) **Appl. No.:** **29/406,061**

(22) **Filed:** **Nov. 9, 2011**

(51) **LOC (9) Cl.** **09-02**

(52) **U.S. Cl.**
USPC **D3/202; D3/229; D9/710**

(58) **Field of Classification Search**
USPC D9/708, 709, 710, 521, 522, 526;
215/381-385; D3/202, 229; D24/115
See application file for complete search history.

(56) **References Cited**

U.S. PATENT DOCUMENTS

3,814,288	A *	6/1974	Westrich	215/6 X
3,830,270	A *	8/1974	Hagert et al.	383/111 X
D234,939	S *	4/1975	Hagert et al.	D3/202
D235,813	S *	7/1975	Roth	D24/115
D237,047	S *	10/1975	Westrich	D3/202
D237,862	S *	12/1975	Westrich	D3/202
D238,248	S *	12/1975	Westrich	D3/202
D310,296	S *	9/1990	Janus	D3/202
5,188,266	A *	2/1993	Loulias	383/110 X
5,882,119	A *	3/1999	Fadal, II	383/906 X
D465,726	S *	11/2002	Tet	D9/708
D474,975	S *	5/2003	DeBiasse	D9/521
D474,976	S *	5/2003	DeBiasse	D9/526

D487,396	S *	3/2004	Scharnweber	D9/708
D488,717	S *	4/2004	Scharnweber	D9/710
D575,642	S *	8/2008	Abadinsky	D9/522
D639,185	S *	6/2011	Hung	D9/709
D654,372	S *	2/2012	Hung	D9/710
D667,732	S *	9/2012	Glaser et al.	D9/709
D669,795	S *	10/2012	Larkin et al.	D9/707
D669,796	S *	10/2012	Fritsch et al.	D9/708
D671,013	S *	11/2012	Fritsch	D9/708
D678,079	S *	3/2013	Fritsch et al.	D9/710
D678,777	S *	3/2013	Neset	D9/601
D680,447	S *	4/2013	Fang	D9/710
2007/0133909	A1 *	6/2007	Arvizu	383/104

* cited by examiner

Primary Examiner — Carol P Rademaker

(74) *Attorney, Agent, or Firm* — Salter & Michaelson

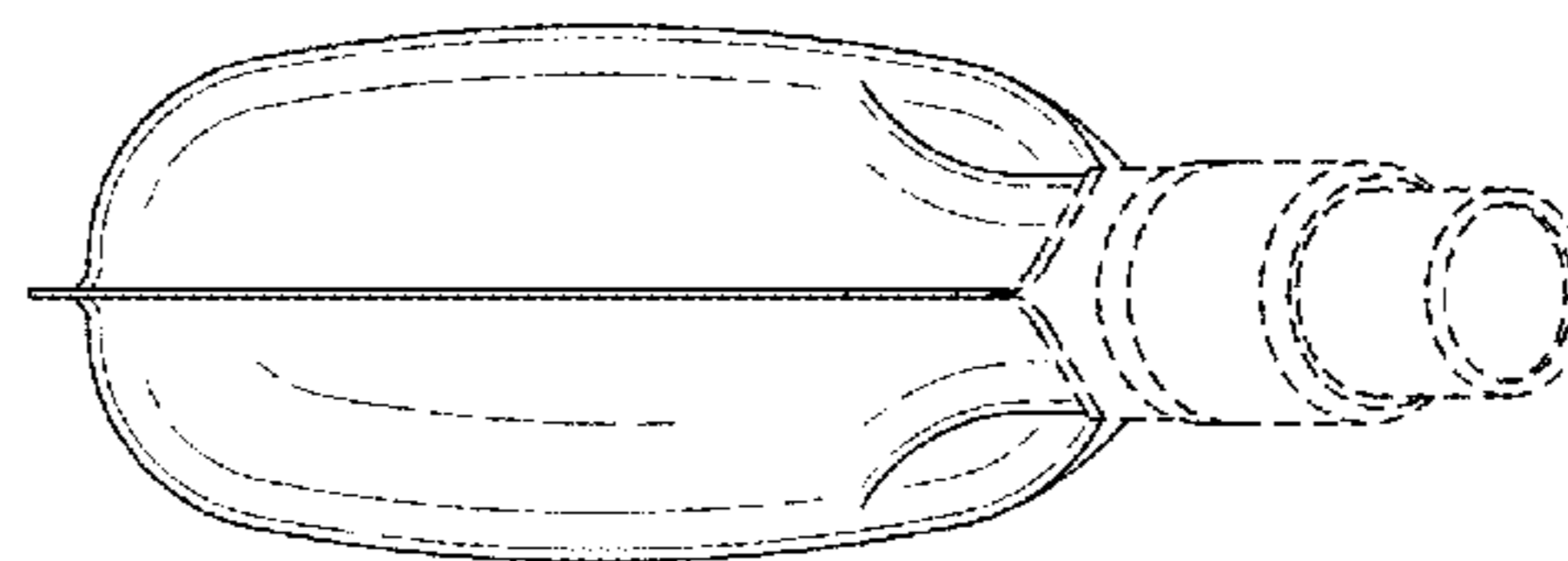
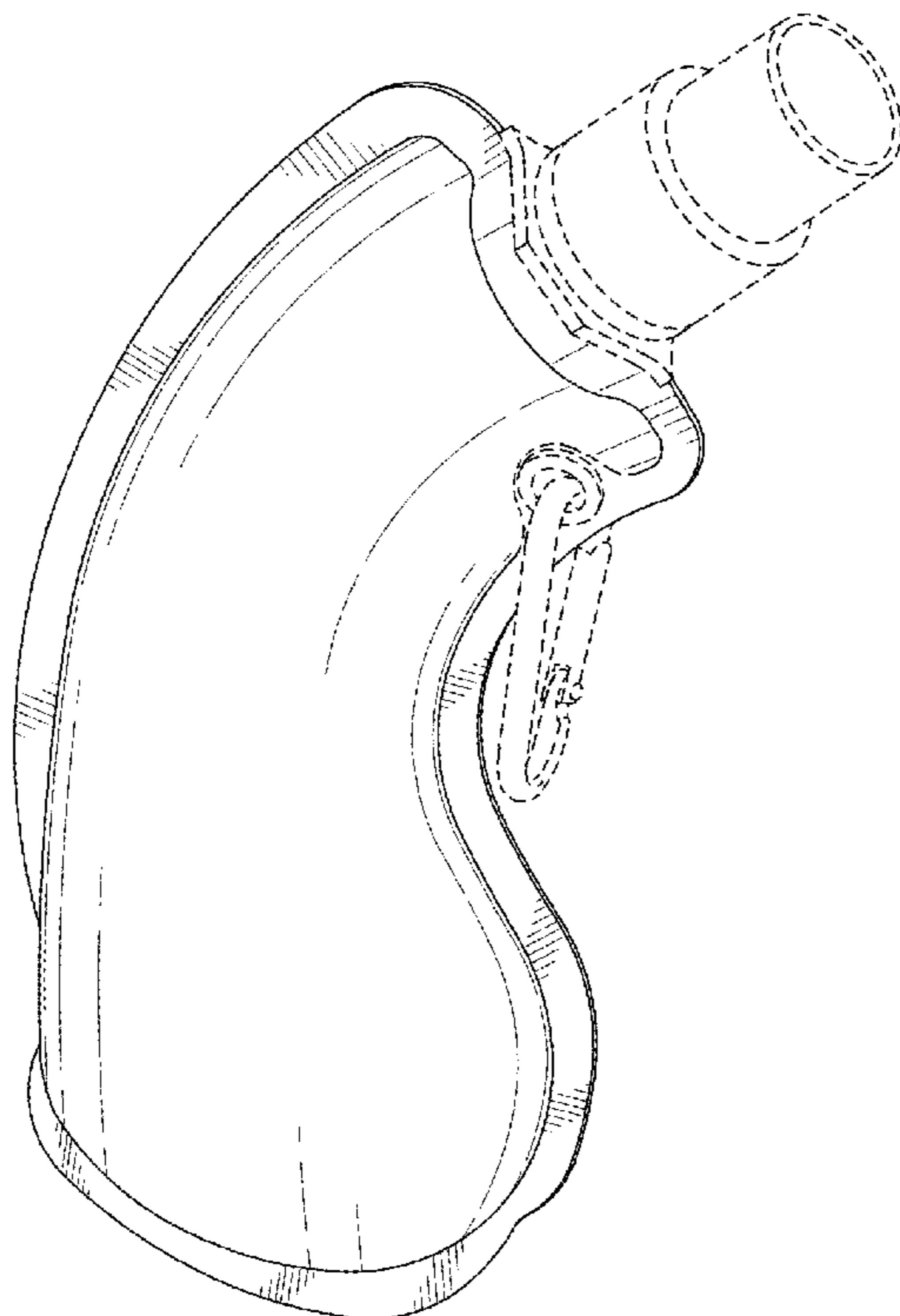
(57) **CLAIM**

The ornamental design for a foldable water bottle, as shown and described.

DESCRIPTION

FIG. 1 is a perspective view of a foldable water bottle;
FIG. 2 is a front elevational view thereof;
FIG. 3 is a rear elevational view thereof;
FIG. 4 is a right side elevational view thereof;
FIG. 5 is a left side elevational view thereof;
FIG. 6 is a top plan view thereof; and,
FIG. 7 is a bottom plan view thereof.
The broken lines shown in the drawing views are included for the purpose of showing environmental structure that forms no part of the claimed design.

1 Claim, 5 Drawing Sheets



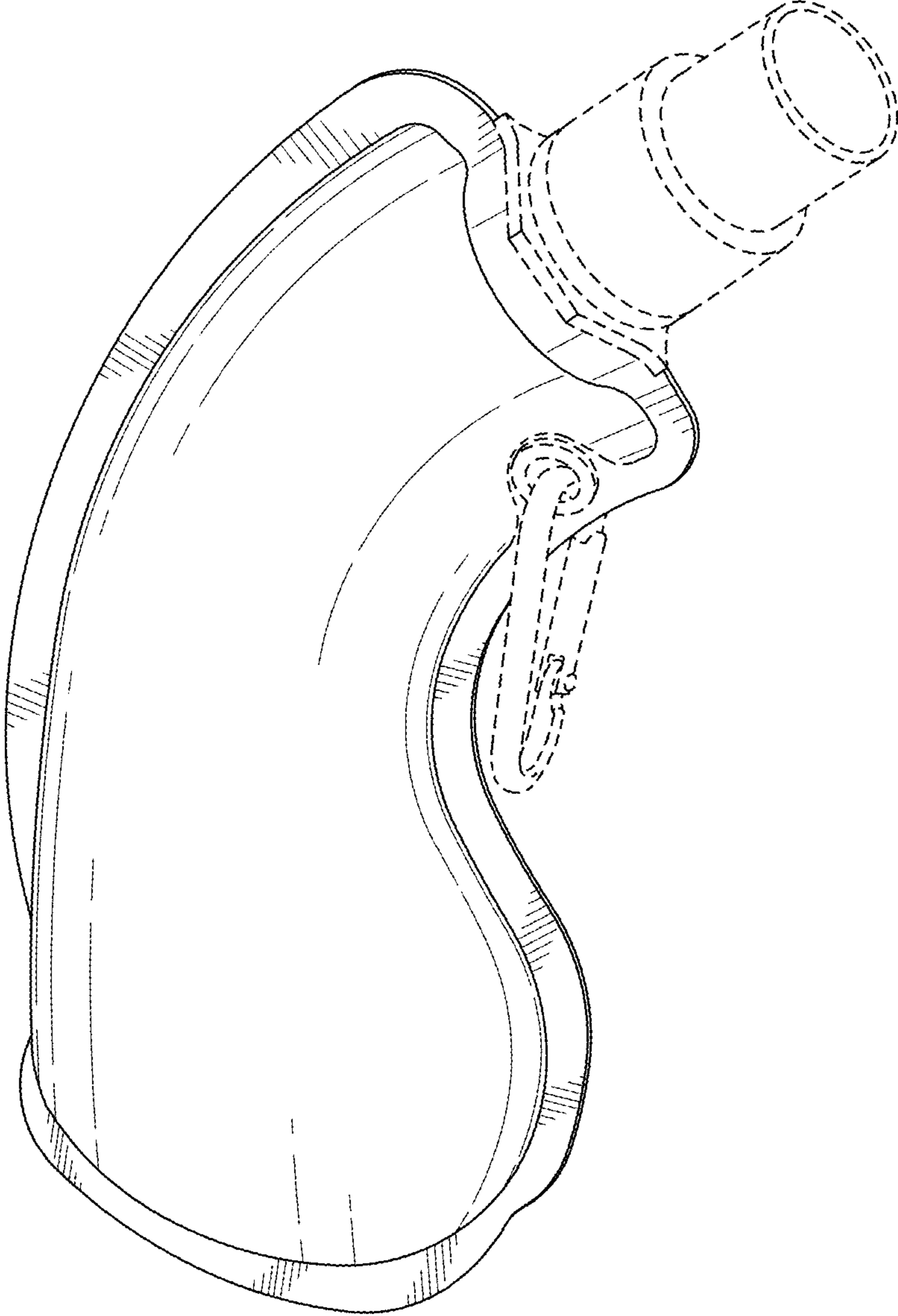


FIG. 1

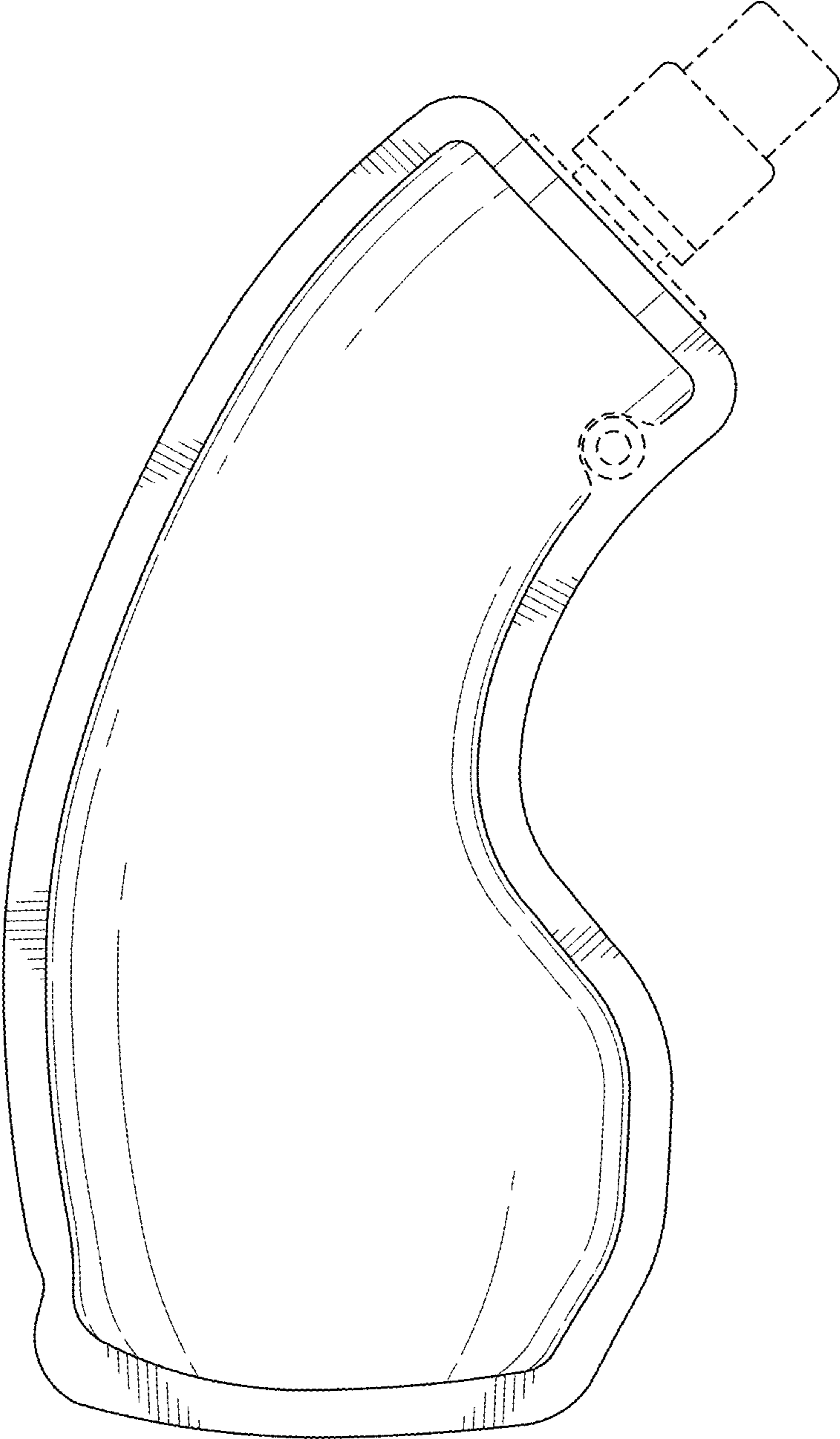


FIG. 2

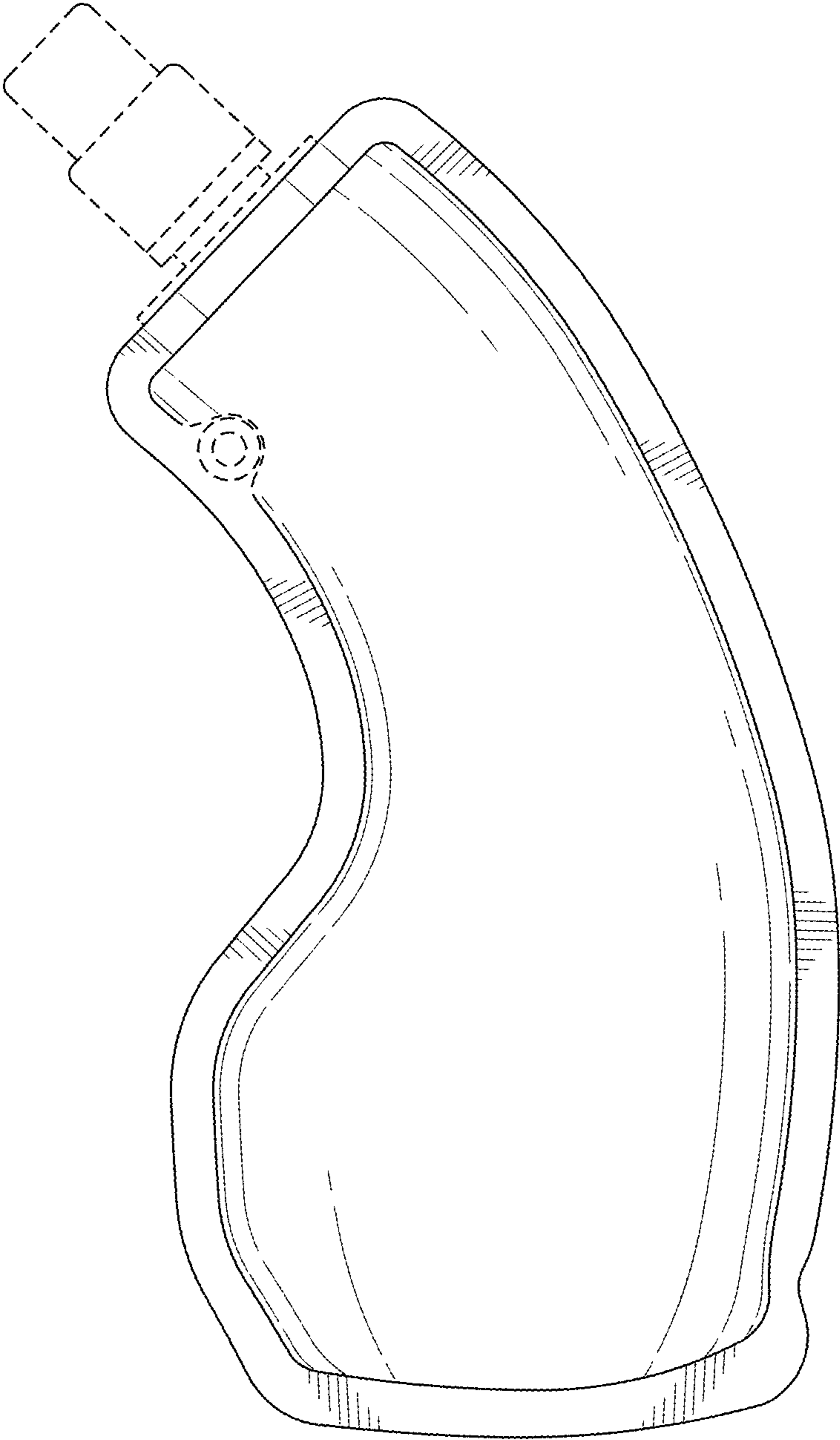


FIG. 3

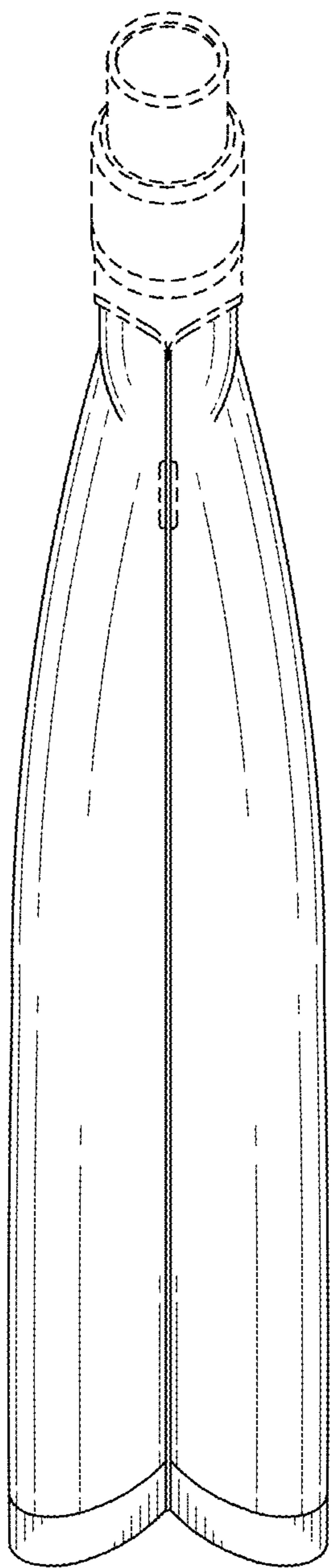


FIG. 4

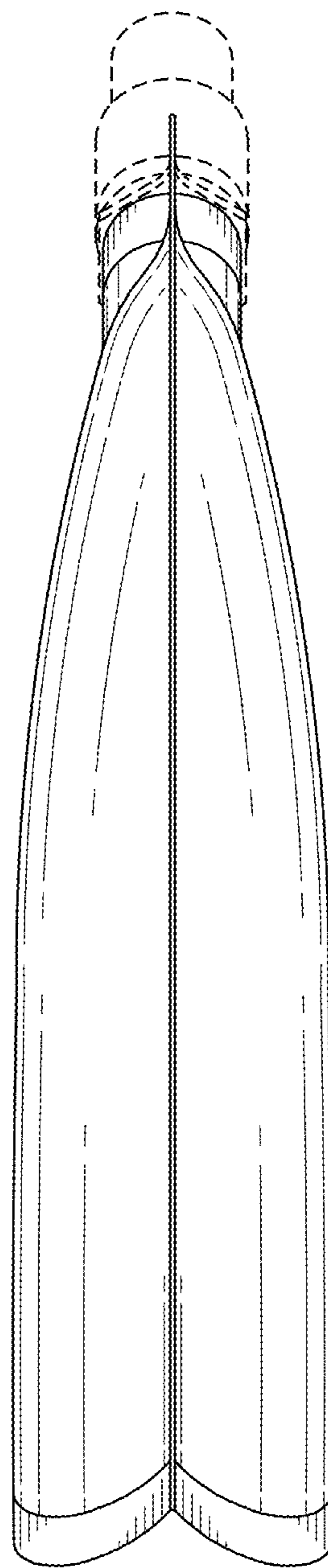


FIG. 5

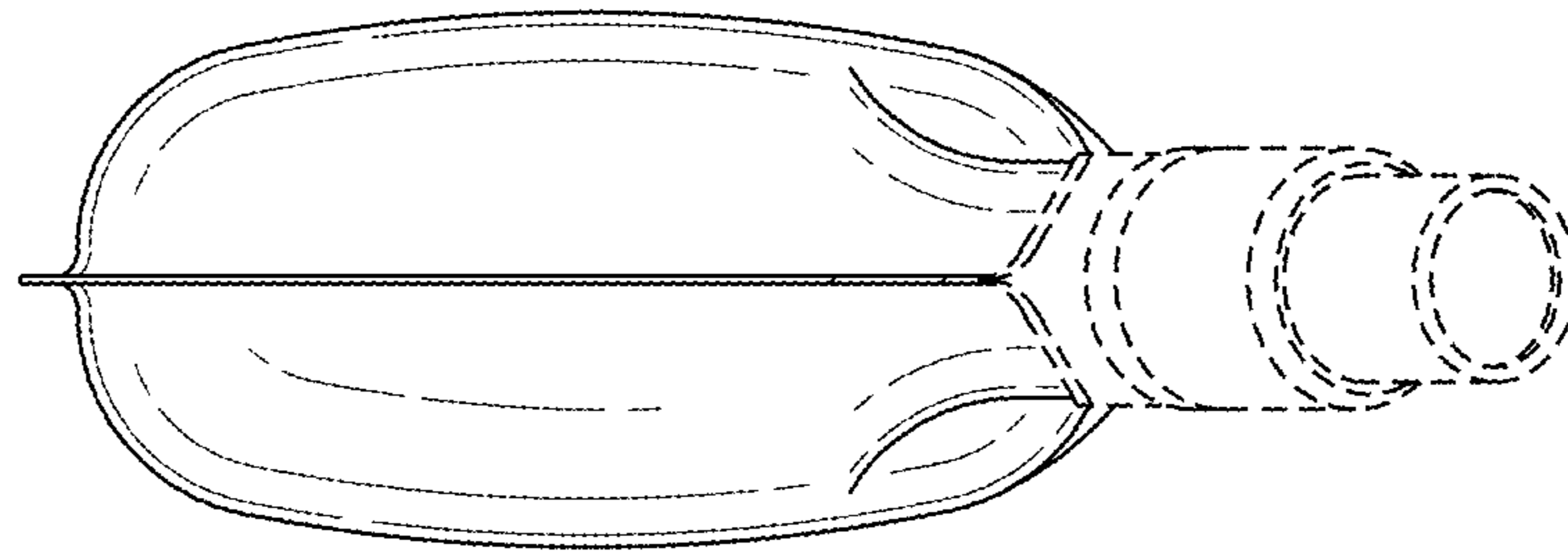


FIG. 6

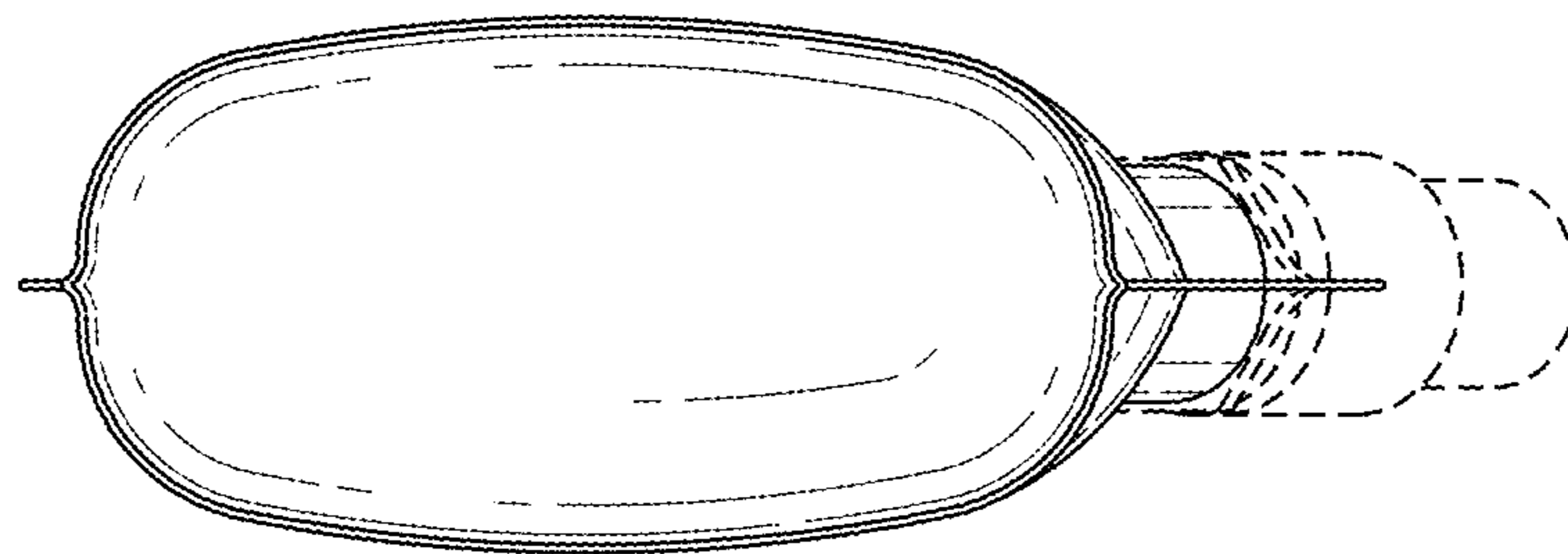


FIG. 7