

US00D690498S

(12) **United States Design Patent**
Anderson

(10) **Patent No.:** **US D690,498 S**

(45) **Date of Patent:** **** Oct. 1, 2013**

- (54) **FOOTWEAR HEEL COUNTER**
- (71) Applicant: **Jordan Anderson**, Lancaster, OH (US)
- (72) Inventor: **Jordan Anderson**, Lancaster, OH (US)
- (73) Assignee: **Rocky Brands, Inc.**, Nelsonville, OH (US)
- (**) Term: **14 Years**

D485,976 S *	2/2004	Maatita	D2/973
D487,186 S *	3/2004	Maatita	D2/972
D508,767 S *	8/2005	Hatfield	D2/972
D575,488 S *	8/2008	Covatch	D2/964
D660,572 S *	5/2012	Mentha	D2/970

* cited by examiner

Primary Examiner — Robert M Spear

Assistant Examiner — Rashida C McCoy

(74) *Attorney, Agent, or Firm* — Porter, Wright, Morris & Arthur, LLP

- (21) Appl. No.: **29/436,845**
- (22) Filed: **Nov. 9, 2012**
- (51) **LOC (9) Cl.** **02-04**
- (52) **U.S. Cl.**
USPC **D2/972; D2/915**
- (58) **Field of Classification Search**
USPC D2/896, 900, 909–915, 920, 943,
D2/946, 969, 970, 972, 974; 36/83, 1.5,
36/2 R, 109, 3 A, 7.1 R, 45, 52, 112–114,
36/126–131, 77 M, 77 R, 50.1
See application file for complete search history.

(57) **CLAIM**

The ornamental design for a footwear heel counter, as shown and described.

DESCRIPTION

FIG. 1 is a perspective view of a footwear heel counter according to my new design;
 FIG. 2 is a right side thereof;
 FIG. 3 is a left side view thereof;
 FIG. 4 is a front view thereof;
 FIG. 5 is a rear view thereof;
 FIG. 6 is a bottom view thereof; and,
 FIG. 7 is a top view thereof.

The double dashed lines represent unclaimed stitching and the single dashed lines in the figures represent environment and forms no part of the claimed design.

(56) **References Cited**

U.S. PATENT DOCUMENTS

D441,181 S *	5/2001	Morgan	D2/972
D467,062 S *	12/2002	Delgorgue et al.	D2/972
D473,701 S *	4/2003	Adreliunas et al.	D2/969

1 Claim, 6 Drawing Sheets



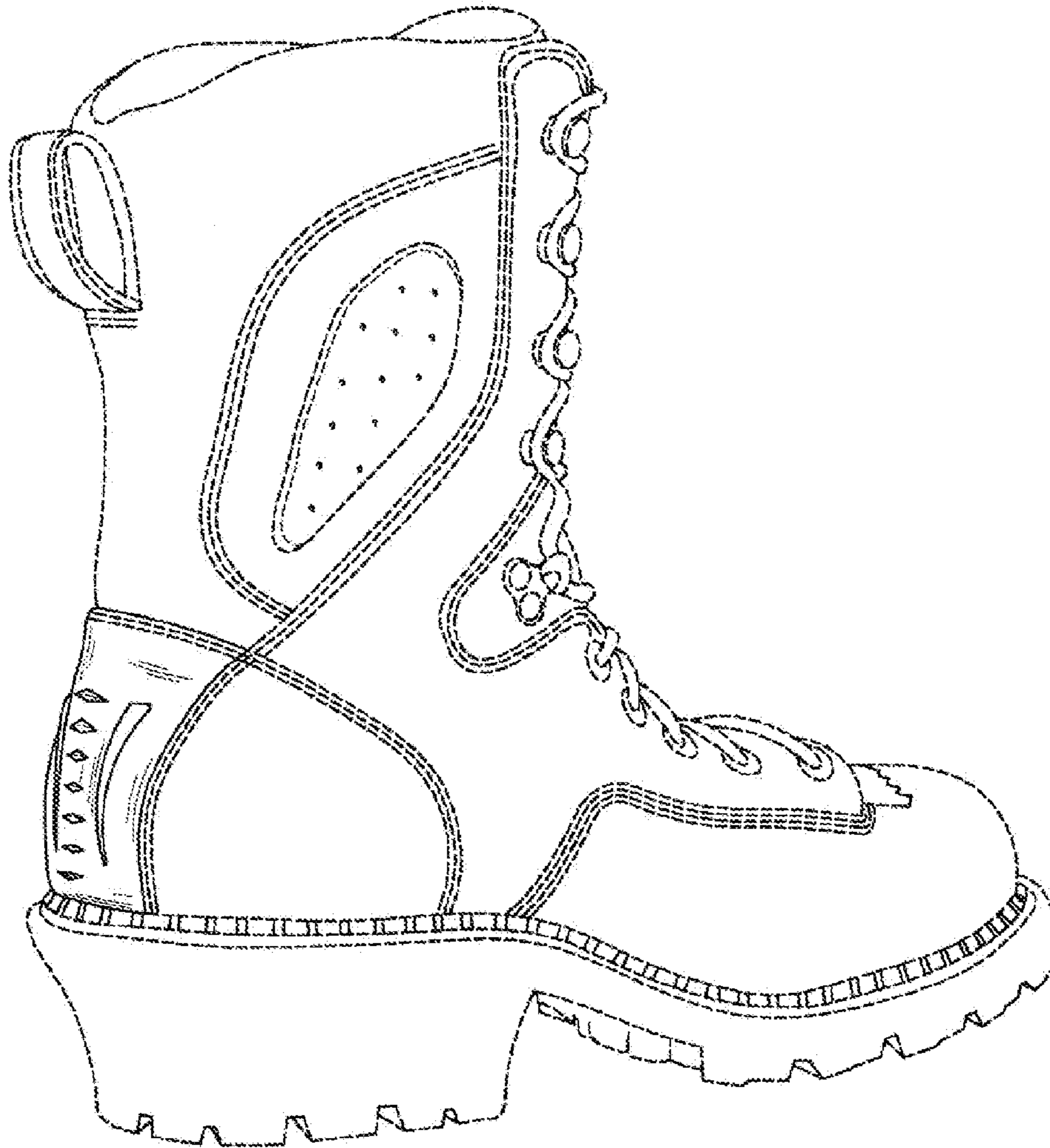


FIG. 1



FIG. 2



FIG. 3

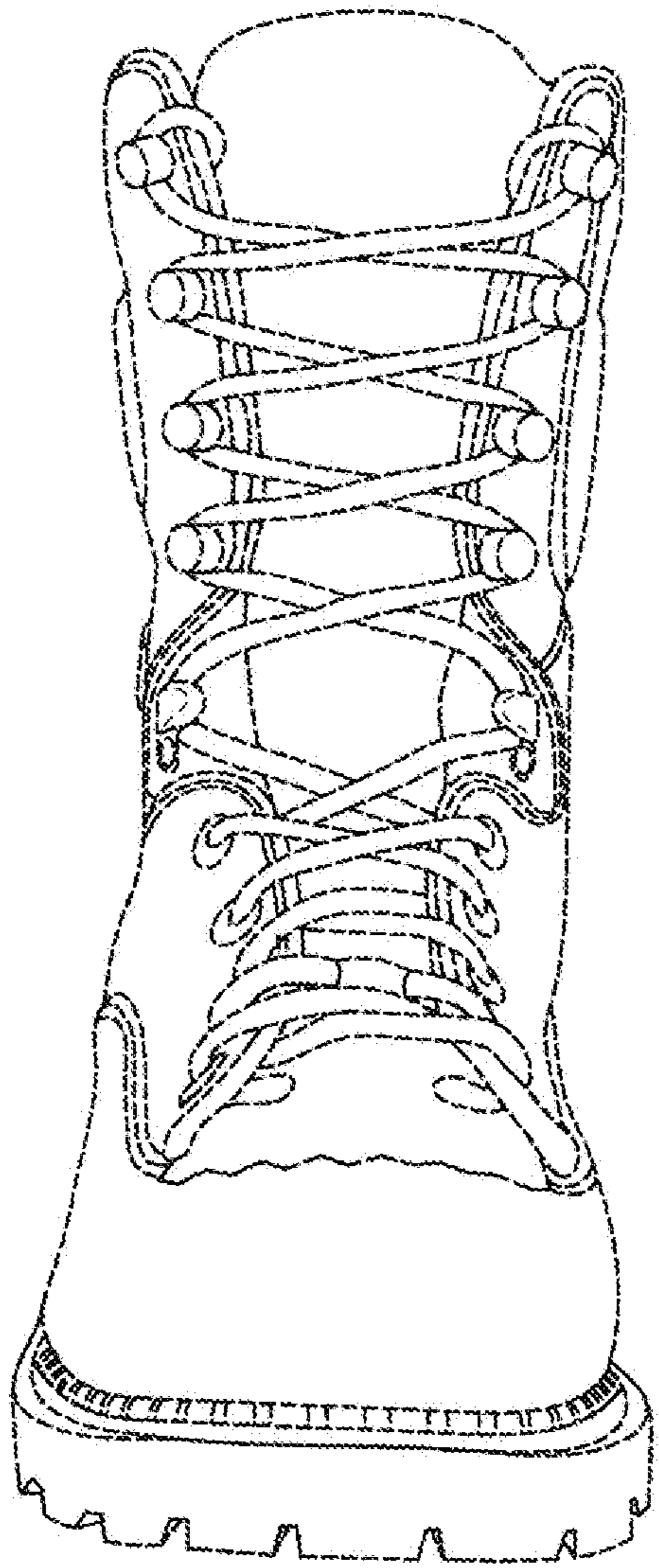


FIG. 4

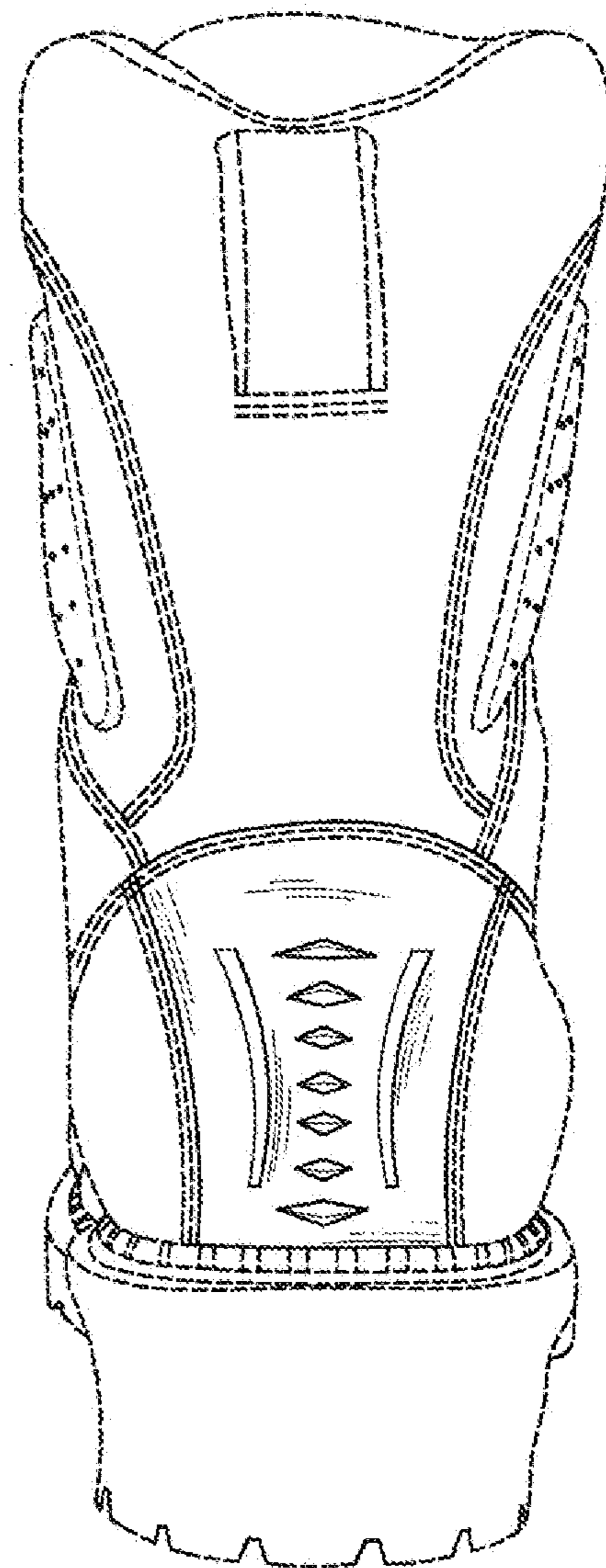


FIG. 5

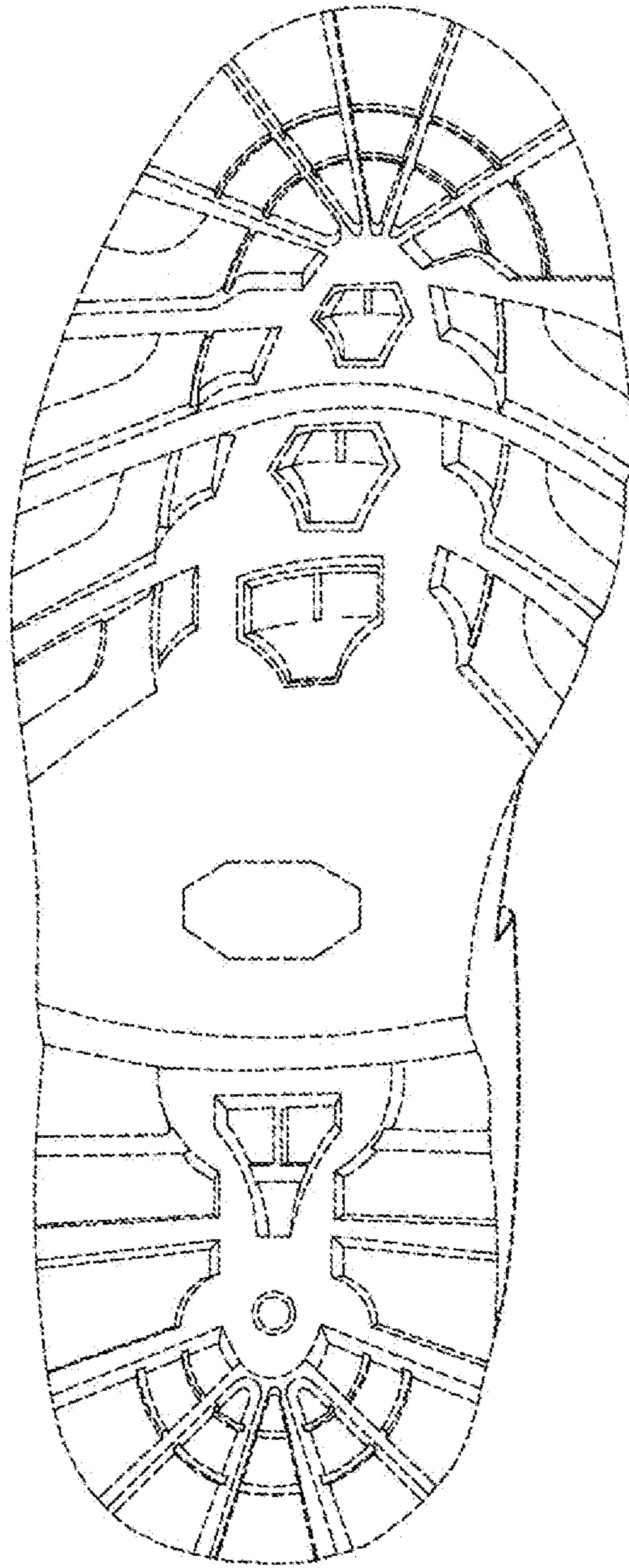


FIG. 6

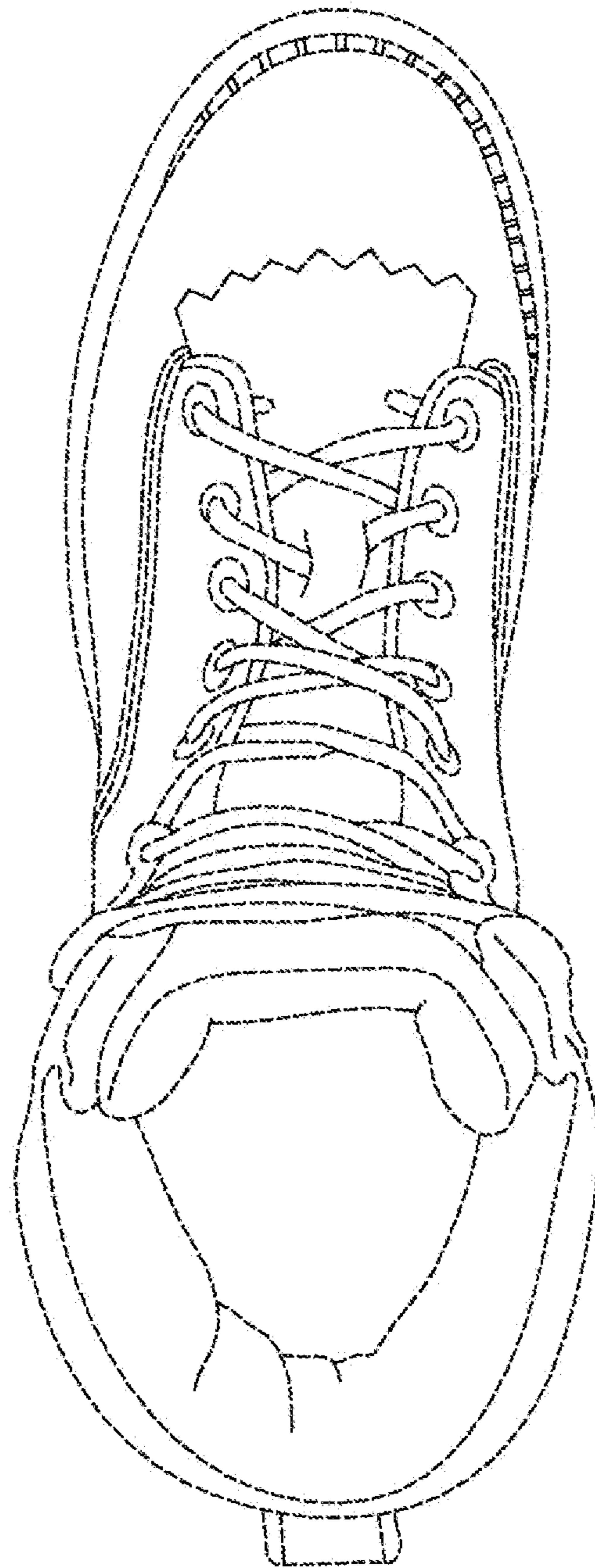


FIG. 7