

US00D690474S

(12) **United States Design Patent**  
**Cantwell et al.**

(10) **Patent No.:** **US D690,474 S**

(45) **Date of Patent:** **\*\* Sep. 24, 2013**

(54) **DOOR FRAME WITH A SPLIT DOOR FOR AN ANIMAL ENCLOSURE**

(71) Applicant: **Mid-West Metal Products, Inc.**,  
Muncie, IN (US)

(72) Inventors: **Brad Cantwell**, Muncie, IN (US); **Stew Kerr**, Muncie, IN (US); **Michael E. Greene**, Muncie, IN (US); **Terrance L. Jones**, Muncie, IN (US)

(73) Assignee: **Mid-West Metal Products Co., Inc.**,  
Muncie, IN (US)

(\*\*) Term: **14 Years**

(21) Appl. No.: **29/444,870**

(22) Filed: **Feb. 5, 2013**

(51) **LOC (9) Cl.** ..... **30-02**

(52) **U.S. Cl.**  
USPC ..... **D30/119**

(58) **Field of Classification Search**  
USPC ..... D30/108–109, 112–118, 160–161;  
119/28.5, 452–453, 474, 481–482, 489, 491,  
119/494, 496–498, 501, 513–514  
See application file for complete search history.

(56) **References Cited**

**U.S. PATENT DOCUMENTS**

3,556,058 A \* 1/1971 Smiler ..... 119/474  
D409,802 S \* 5/1999 Baker et al. .... D30/114  
6,155,206 A \* 12/2000 Godshaw ..... 119/453

6,192,834 B1 \* 2/2001 Kolozsvari ..... 119/498  
6,581,545 B1 \* 6/2003 Foster ..... 119/482  
6,681,720 B1 \* 1/2004 Skurdalsvold et al. .... 119/474  
6,883,463 B2 \* 4/2005 Link ..... 119/474  
7,703,414 B2 \* 4/2010 Kanno ..... 119/496  
7,805,808 B2 \* 10/2010 Matteson ..... 119/452  
7,918,188 B1 \* 4/2011 Harper ..... 119/481  
D652,999 S \* 1/2012 Jakubowski et al. .... D30/114  
8,141,517 B2 \* 3/2012 Shimoda et al. .... 119/498  
8,267,048 B2 \* 9/2012 Flannery et al. .... 119/498  
D673,737 S \* 1/2013 Cantwell et al. .... D30/114  
8,408,416 B2 \* 4/2013 Cheng-Lung et al. .... 119/481  
2006/0169217 A1 \* 8/2006 Glassford ..... 119/459  
2009/0293363 A1 \* 12/2009 Flannery ..... 49/55

\* cited by examiner

*Primary Examiner* — Cathy A MacCormac

(74) *Attorney, Agent, or Firm* — Taft, Stettinius & Hollister, LLP; Stephen F. Rost, Esq.


(57) **CLAIM**

The ornamental design for a door frame with a split door for an animal enclosure, as shown and described.

**DESCRIPTION**

FIG. 1 is a perspective view of a door frame with a split door for an animal enclosure that illustrates the novel design;  
FIG. 2 is a top view thereof;  
FIG. 3 is a left side elevational view thereof;  
FIG. 4 is a right side elevational view thereof;  
FIG. 5 is a bottom view thereof;  
FIG. 6 is a front view thereof; and,  
FIG. 7 is a rear view thereof.

**1 Claim, 5 Drawing Sheets**






FIGURE 1



FIGURE 2



FIGURE 5



FIGURE 3



FIGURE 4




FIGURE 6



FIGURE 7