



US00D690471S

(12) **United States Design Patent**
Richey

(10) **Patent No.:** **US D690,471 S**

(45) **Date of Patent:** **** Sep. 24, 2013**

(54) **SPORTS FAN NOVELTY FOOTBALL MASK**

(71) Applicant: **Jeffrey Richey**, Seattle, WA (US)

(72) Inventor: **Jeffrey Richey**, Seattle, WA (US)

(**) Term: **14 Years**

(21) Appl. No.: **29/445,696**

(22) Filed: **Feb. 14, 2013**

(51) **LOC (9) Cl.** **29-02**

(52) **U.S. Cl.**
USPC **D29/110**

(58) **Field of Classification Search**
USPC D29/100, 102, 104, 105, 106, 107,
D29/108, 109, 110, 122; 2/455, 410, 6.3,
2/6.7, 7, 8.2, 424, 425, 15, 426, 427, 431,
2/432, 9, 171, 173, 206
See application file for complete search history.

(56) **References Cited**

U.S. PATENT DOCUMENTS

D288,980 S *	3/1987	Pernicka	D29/110
D358,684 S *	5/1995	Salce	D29/108
6,401,258 B1	6/2002	Wilson	
D509,928 S *	9/2005	Barnoski	D29/107
D587,857 S *	3/2009	Nimmons et al.	D29/122
D590,106 S *	4/2009	Nimmons	D29/122
D620,203 S *	7/2010	Broersma	D29/107

D624,705 S *	9/2010	Wright	D29/108
D629,162 S *	12/2010	Daniel	D29/106
D651,355 S *	12/2011	Schwabe et al.	D29/106
D657,918 S *	4/2012	Lee	D29/110
D668,758 S *	10/2012	Hall et al.	D24/110.3
D669,226 S *	10/2012	Byron et al.	D29/105
2007/0151003 A1 *	7/2007	Shih	2/424
2007/0199136 A1 *	8/2007	Brine et al.	2/410

* cited by examiner

Primary Examiner — Elizabeth J Oswecki

(74) *Attorney, Agent, or Firm* — Christensen O'Connor Johnson Kindness PLLC

(57) **CLAIM**


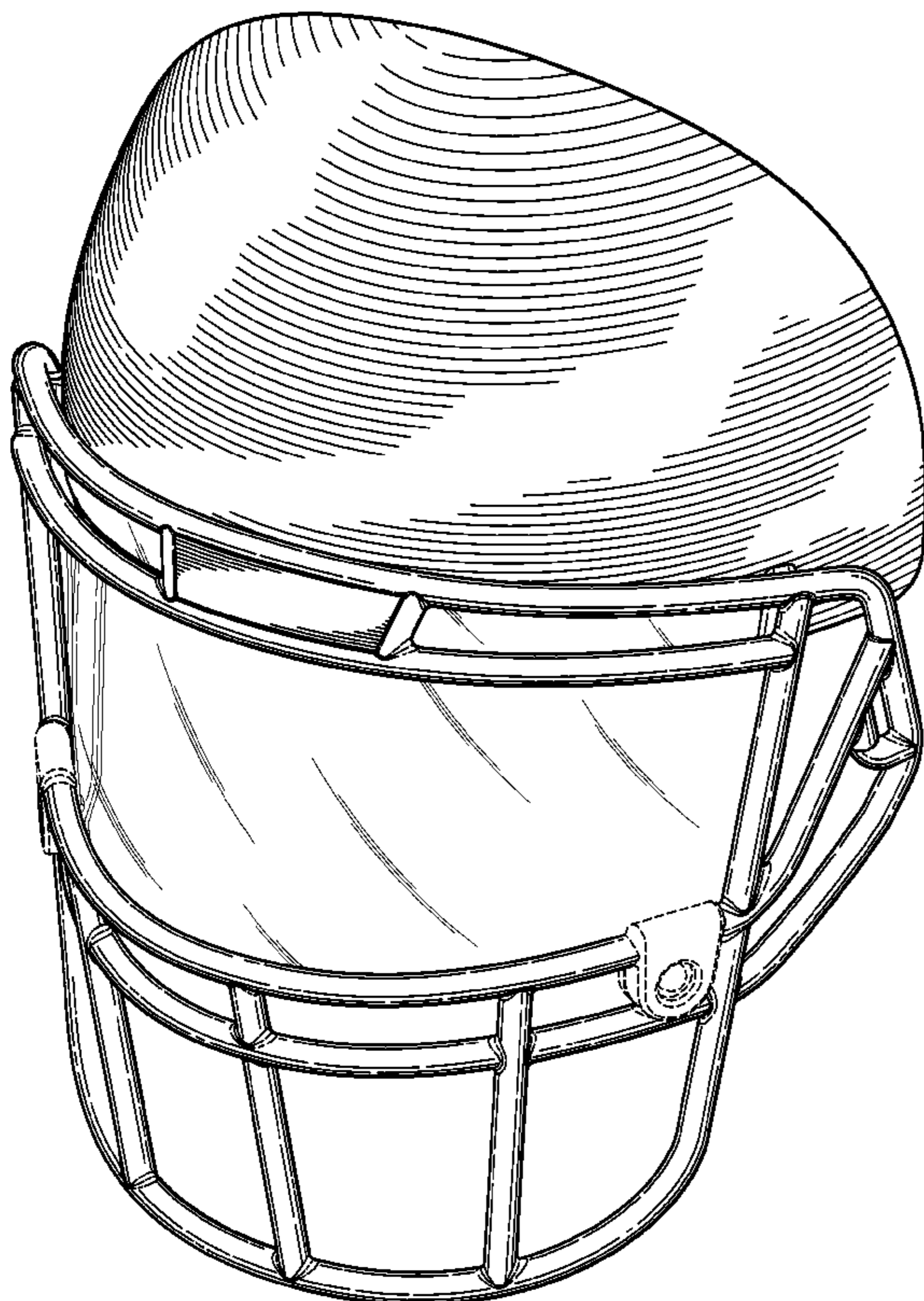
The ornamental design for a sports fan novelty football mask, as shown and described.

DESCRIPTION

FIG. 1 is a perspective view of a sports fan novelty football mask showing my new design; FIG. 2 is a front view thereof; FIG. 3 is a rear view thereof; FIG. 4 is a top view thereof; FIG. 5 is a bottom view thereof; FIG. 6 is a left side view thereof; and, FIG. 7 is a right side view thereof.

The broken lines shown in the drawings represent portions of the sports fan novelty football mask that form no part of the claimed design.

1 Claim, 6 Drawing Sheets






Fig. 1.




Fig. 2.

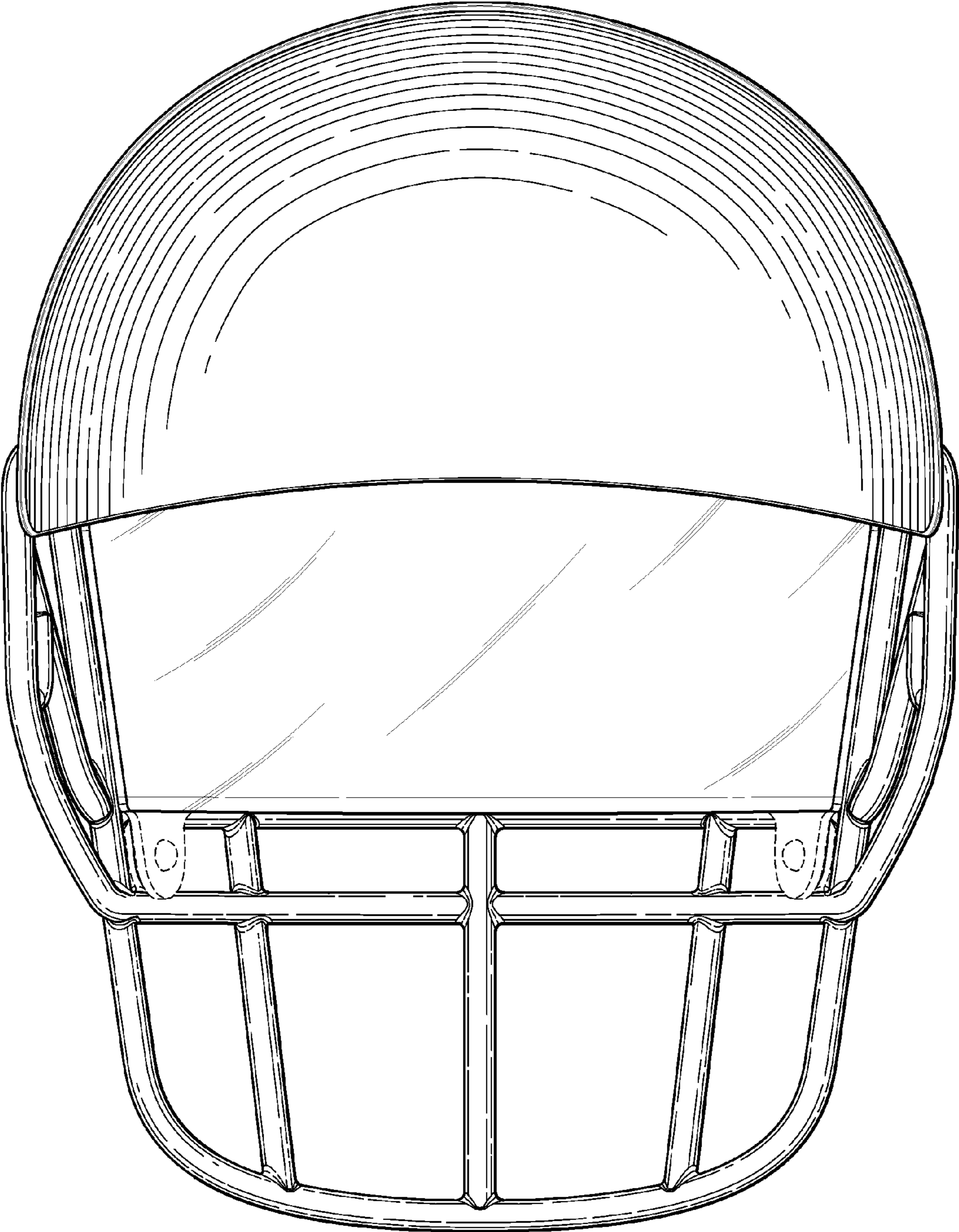


Fig. 3.

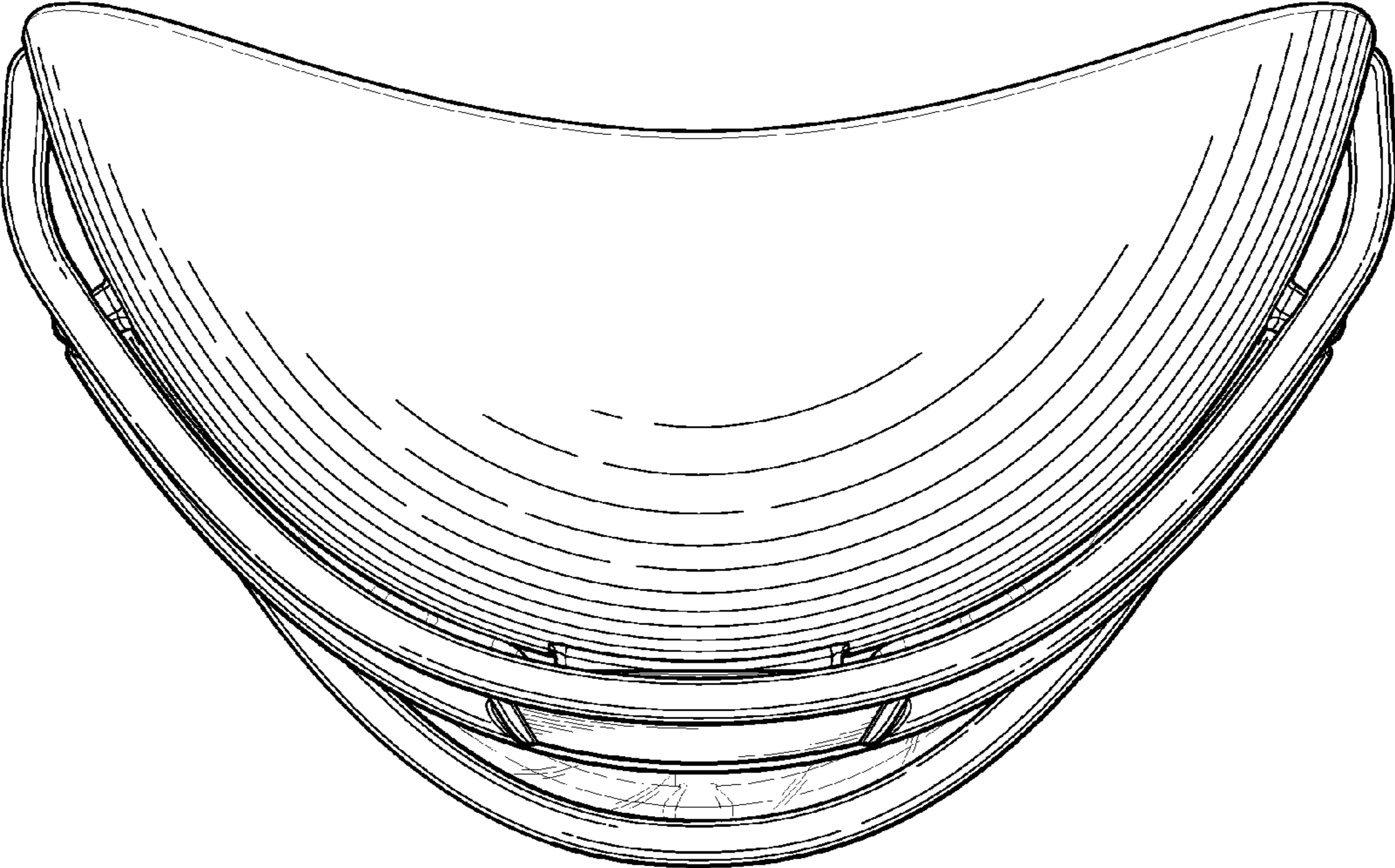


Fig. 4.

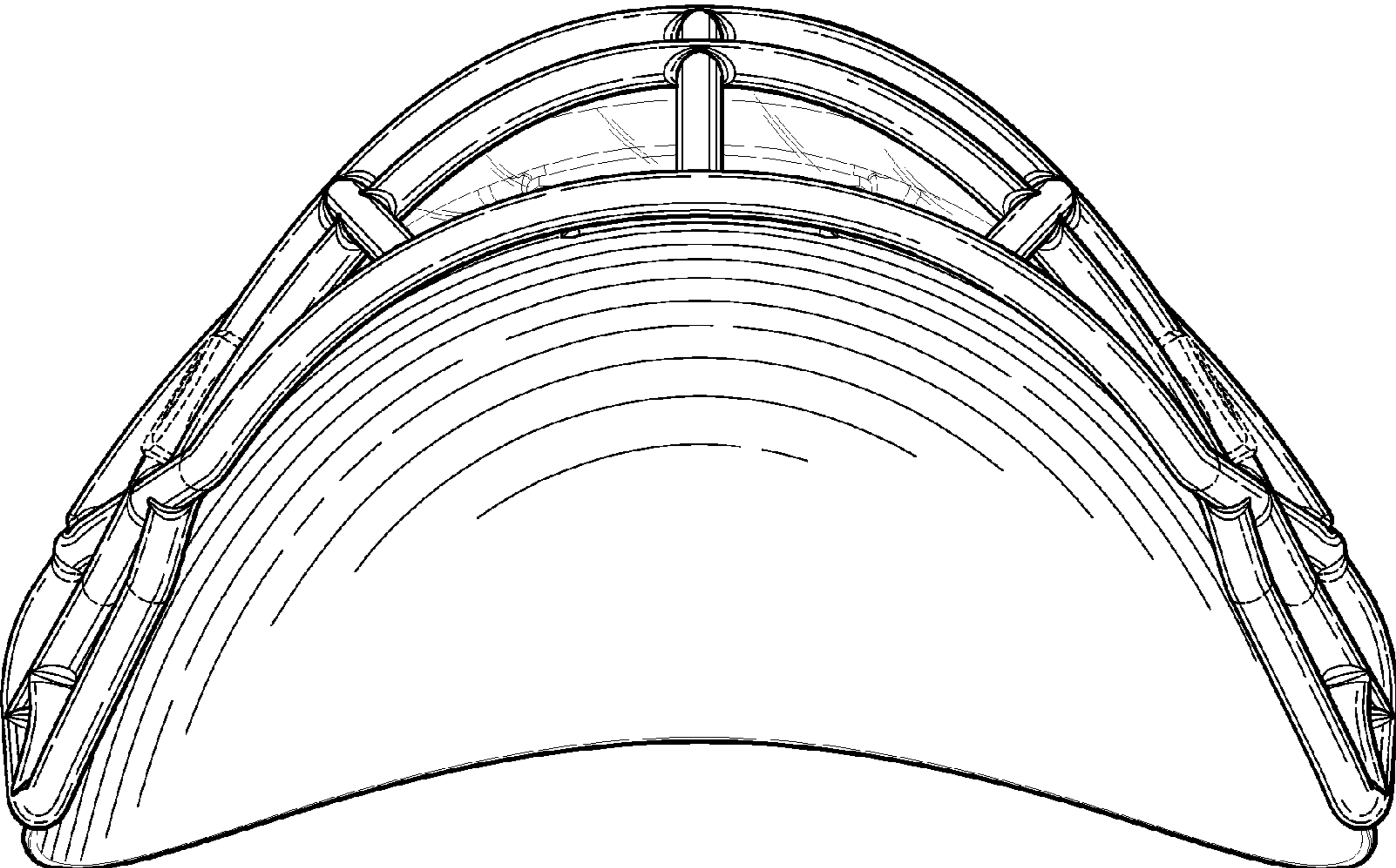


Fig. 5.

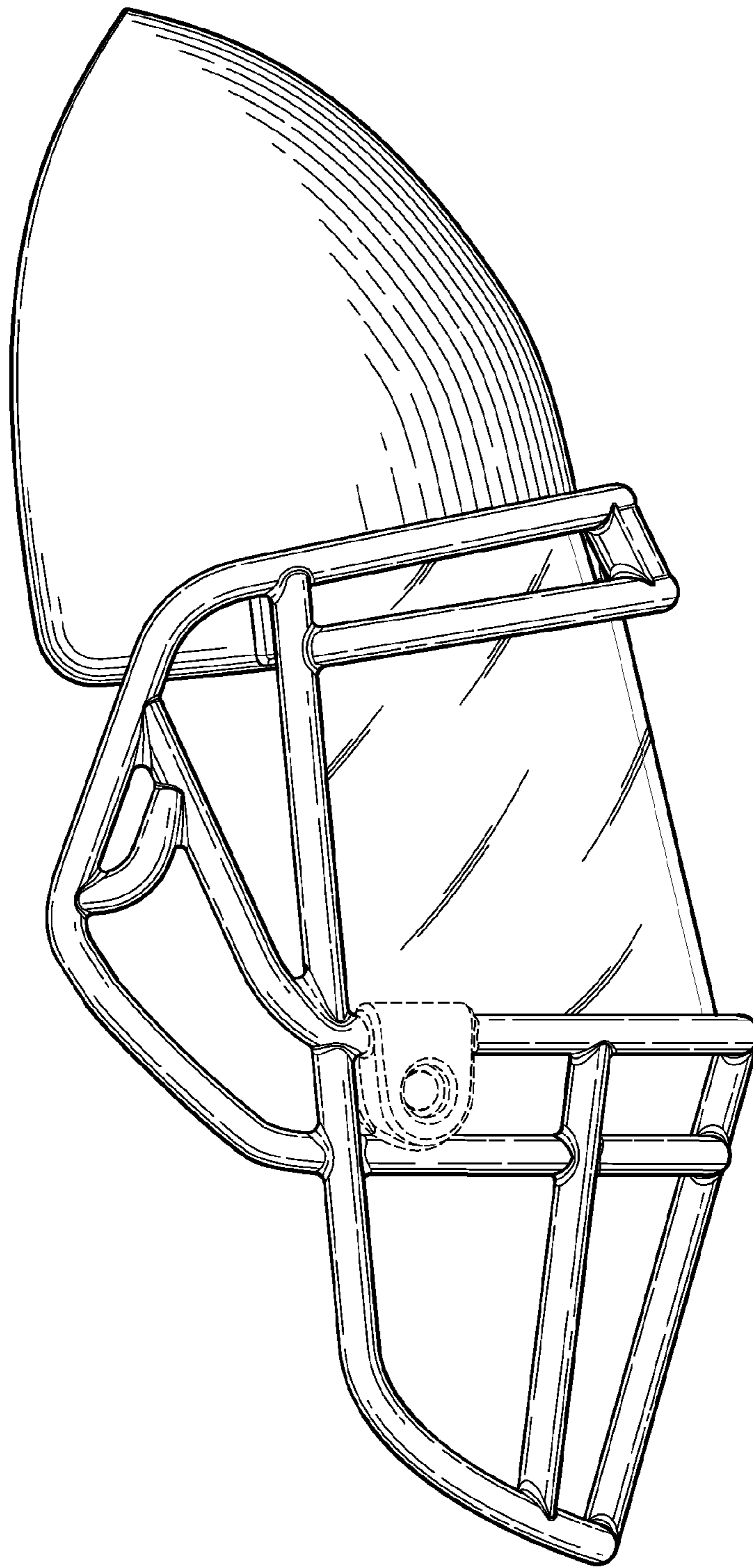


Fig. 6.

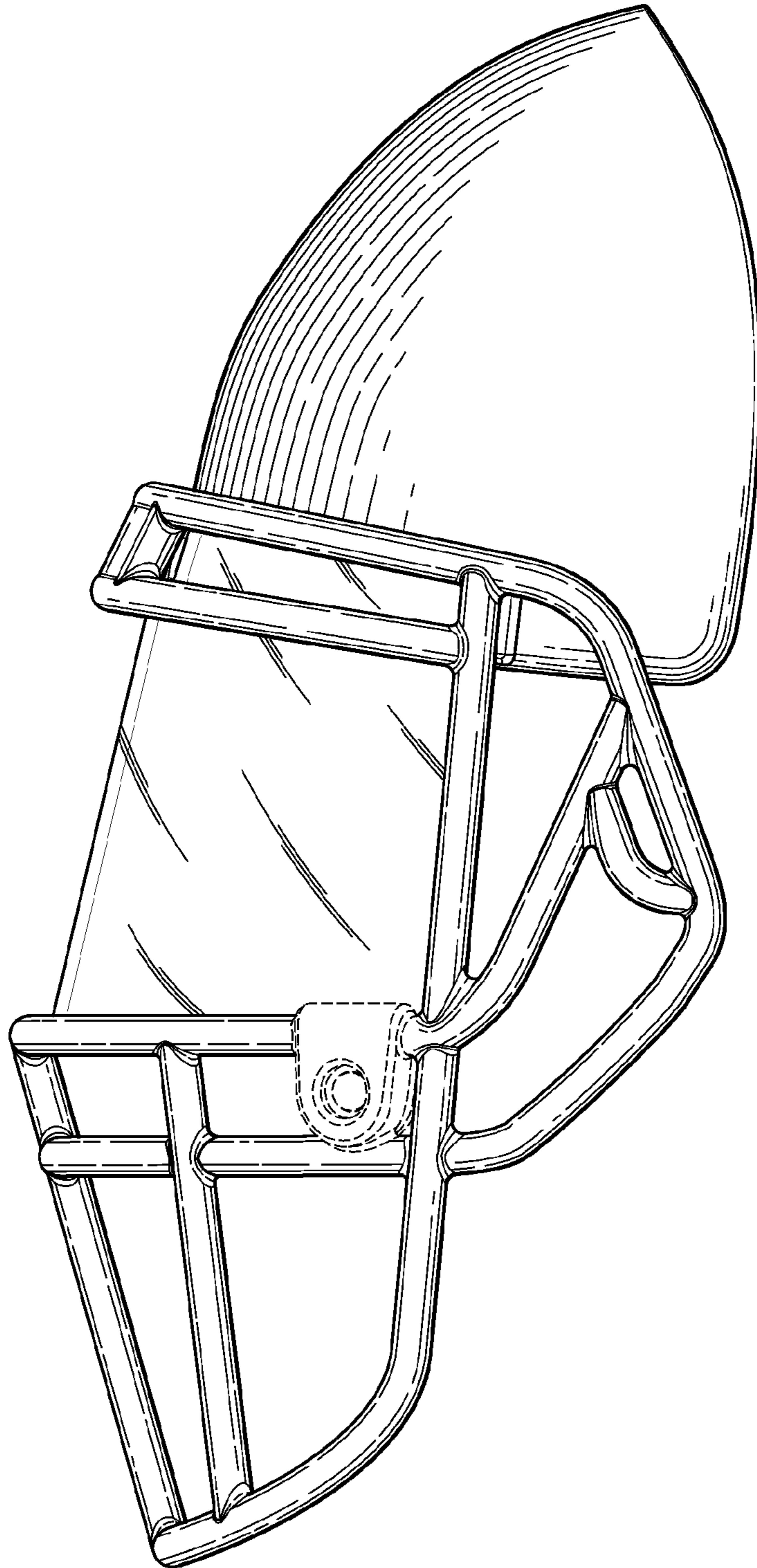


Fig. 7.